

NUMBERED KEY CANVASS

RUN DATE:04/16/25 09:52 AM

ROCK ISLAND COUNTY, ILLINOIS  
2025 CONSOLIDATED ELECTION  
APRIL 1, 2025

OFFICIAL RESULTS

REPORT-EL52

PAGE 0001

WITH 120 OF 120 PRECINCTS REPORTING

01 = REGISTERED VOTERS - TOTAL  
02 = BALLOTS CAST - TOTAL

TOTAL PERCENT  
88,039  
19,679

03 = BALLOTS CAST - BLANK  
04 = VOTER TURNOUT - TOTAL

TOTAL PERCENT  
35  
22.35

	01	02	03	04
0101 CORDOVA	630	176	0	27.94
0201 COE	1359	262	0	19.28
0301 CANOE CREEK	342	38	0	11.11
0401 ZUMA	555	95	0	17.12
0501 PORT BYRON	995	230	0	23.12
0601 HAMPTON 1	1150	230	0	20.00
0602 HAMPTON 2	910	204	1	22.42
0603 HAMPTON 3	518	107	0	20.66
0604 HAMPTON 4	462	75	0	16.23
0605 HAMPTON 5	700	151	2	21.57
0606 HAMPTON 6	617	65	0	10.53
0607 HAMPTON 7	459	106	0	23.09
0608 HAMPTON 8	339	37	0	10.91
0609 HAMPTON 9	374	22	0	5.88
0610 HAMPTON 10	854	128	2	14.99
0611 HAMPTON 11	704	75	0	10.65
0612 HAMPTON 12	779	168	0	21.57
0613 HAMPTON 13	400	60	0	15.00
0614 HAMPTON 14	1085	162	2	14.93
0615 HAMPTON 15	833	121	0	14.53
0616 HAMPTON 16	993	101	0	10.17
0617 HAMPTON 17	990	275	2	27.78
0701 SOUTH MOLINE 1	649	145	0	22.34
0702 SOUTH MOLINE 2	745	230	0	30.87
0703 SOUTH MOLINE 3	458	127	0	27.73
0704 SOUTH MOLINE 4	1365	351	0	25.71
0705 SOUTH MOLINE 5	601	112	0	18.64
0706 SOUTH MOLINE 6	843	194	0	23.01
0707 SOUTH MOLINE 7	980	197	0	20.10
0708 SOUTH MOLINE 8	791	234	0	29.58
0709 SOUTH MOLINE 9	1056	259	0	24.53
0710 SOUTH MOLINE 10	634	169	0	26.66
0711 SOUTH MOLINE 11	1050	257	0	24.48
0712 SOUTH MOLINE 12	509	157	0	30.84
0713 SOUTH MOLINE 13	1068	238	0	22.28
0714 SOUTH MOLINE 14	665	133	0	20.00
0715 SOUTH MOLINE 15	537	191	0	35.57
0716 SOUTH MOLINE 16	762	259	0	33.99
0717 SOUTH MOLINE 17	1001	273	0	27.27
0718 SOUTH MOLINE 18	902	267	0	29.60
0719 SOUTH MOLINE 19	901	140	0	15.54
0720 SOUTH MOLINE 20	740	189	0	25.54
0721 SOUTH MOLINE 21	492	99	0	20.12
0722 SOUTH MOLINE 22	838	160	0	19.09
0723 SOUTH MOLINE 23	534	81	0	15.17
0724 SOUTH MOLINE 24	690	150	0	21.74
0725 SOUTH MOLINE 25	472	109	0	23.09
0726 SOUTH MOLINE 26	517	91	0	17.60
0727 SOUTH MOLINE 27	855	288	0	33.68
0728 SOUTH MOLINE 28	840	206	0	24.52
0729 SOUTH MOLINE 29	1269	338	0	26.64
0801 MOLINE 1	569	92	0	16.17
0802 MOLINE 2	693	66	3	9.52
0803 MOLINE 3	909	108	2	11.88
0804 MOLINE 4	744	143	0	19.22
0805 MOLINE 5	741	118	0	15.92

NUMBERED KEY CANVASS

RUN DATE:04/16/25 09:52 AM

ROCK ISLAND COUNTY, ILLINOIS  
2025 CONSOLIDATED ELECTION  
APRIL 1, 2025

OFFICIAL RESULTS

REPORT-EL52 PAGE 0002

WITH 120 OF 120 PRECINCTS REPORTING

01 = REGISTERED VOTERS - TOTAL  
02 = BALLOTS CAST - TOTAL

TOTAL PERCENT  
88,039  
19,679

03 = BALLOTS CAST - BLANK  
04 = VOTER TURNOUT - TOTAL

TOTAL PERCENT  
35  
22.35

(CONTINUED FROM PREVIOUS PAGE)

	01	02	03	04
0806 MOLINE 6	643	52	0	8.09
0807 MOLINE 7	574	51	1	8.89
0808 MOLINE 8	592	69	0	11.66
0809 MOLINE 9	702	136	0	19.37
0810 MOLINE 10	749	49	1	6.54
0811 MOLINE 11	809	65	0	8.03
0812 MOLINE 12	394	35	0	8.88
0813 MOLINE 13	672	87	0	12.95
0814 MOLINE 14	357	36	0	10.08
0815 MOLINE 15	606	53	2	8.75
0816 MOLINE 16	760	112	1	14.74
0817 MOLINE 17	633	68	1	10.74
0818 MOLINE 18	711	110	2	15.47
0819 MOLINE 19	412	46	0	11.17
0820 MOLINE 20	706	142	1	20.11
0901 ROCK ISLAND 1	452	76	0	16.81
0902 ROCK ISLAND 2	239	55	0	23.01
0903 ROCK ISLAND 3	466	105	0	22.53
0904 ROCK ISLAND 4	196	28	0	14.29
0905 ROCK ISLAND 5	599	114	0	19.03
0906 ROCK ISLAND 6	645	150	0	23.26
0907 ROCK ISLAND 7	482	98	0	20.33
0908 ROCK ISLAND 8	350	97	0	27.71
0909 ROCK ISLAND 9	691	98	0	14.18
0910 ROCK ISLAND 10	871	228	1	26.18
0911 ROCK ISLAND 11	220	53	3	24.09
0912 ROCK ISLAND 12	507	70	0	13.81
0913 ROCK ISLAND 13	400	92	1	23.00
0914 ROCK ISLAND 14	532	72	0	13.53
0915 ROCK ISLAND 15	783	166	0	21.20
1001 SOUTH ROCK ISLAND 1	633	107	0	16.90
1002 SOUTH ROCK ISLAND 2	558	121	0	21.68
1003 SOUTH ROCK ISLAND 3	979	295	1	30.13
1004 SOUTH ROCK ISLAND 4	898	273	0	30.40
1005 SOUTH ROCK ISLAND 5	898	272	0	30.29
1006 SOUTH ROCK ISLAND 6	825	287	0	34.79
1007 SOUTH ROCK ISLAND 7	637	199	0	31.24
1008 SOUTH ROCK ISLAND 8	812	288	0	35.47
1009 SOUTH ROCK ISLAND 9	580	146	0	25.17
1010 SOUTH ROCK ISLAND 10	807	236	0	29.24
1011 SOUTH ROCK ISLAND 11	811	293	1	36.13
1012 SOUTH ROCK ISLAND 12	1031	384	0	37.25
1013 SOUTH ROCK ISLAND 13	948	324	0	34.18
1014 SOUTH ROCK ISLAND 14	844	320	0	37.91
1015 SOUTH ROCK ISLAND 15	568	116	0	20.42
1016 SOUTH ROCK ISLAND 16	358	61	0	17.04
1101 BLACKHAWK 1	544	136	0	25.00
1102 BLACKHAWK 2	534	142	0	26.59
1103 BLACKHAWK 3	1626	455	3	27.98
1104 BLACKHAWK 4	1001	217	0	21.68
1105 BLACKHAWK 5	511	87	0	17.03
1106 BLACKHAWK 6	873	238	0	27.26
1107 BLACKHAWK 7	1190	324	0	27.23
1201 COAL VALLEY 1	856	136	2	15.89
1202 COAL VALLEY 2	680	72	0	10.59
1203 COAL VALLEY 3	1699	279	0	16.42
1301 RURAL	771	286	0	37.09

NUMBERED KEY CANVASS

ROCK ISLAND COUNTY, ILLINOIS

OFFICIAL RESULTS

RUN DATE:04/16/25 09:52 AM

2025 CONSOLIDATED ELECTION

APRIL 1, 2025

REPORT-EL52

PAGE 0003

WITH 120 OF 120 PRECINCTS REPORTING

01 = REGISTERED VOTERS - TOTAL

TOTAL PERCENT

88,039

02 = BALLOTS CAST - TOTAL

19,679

03 = BALLOTS CAST - BLANK

TOTAL PERCENT

35

04 = VOTER TURNOUT - TOTAL

22.35

(CONTINUED FROM PREVIOUS PAGE)

	01	02	03	04
1401 BOWLING 1	1492	. 510	. . 0	34.18
1402 BOWLING 2	989	. 368	. . 0	37.21
1501 EDGINGTON 1	576	. 131	. . 0	22.74
1502 EDGINGTON 2	439	. 149	. . 0	33.94
1601 ANDALUSIA	1735	. 539	. . 0	31.07
1701 BUFFALO PRAIRIE	579	. 116	. . 0	20.03
1801 DRURY	536	. 100	. . 0	18.66

=====

# ABSTRACT OF VOTES

COUNTY OF ROCK ISLAND


STATE OF ILLINOIS


We, the undersigned members of the canvassing board for Rock Island County do hereby certify that on April 17, 2025 we canvassed the returns for the election held on April 1, 2025, and do proclaim that a total of 19,679 voters requested and received ballots and we do further certify that the candidates received the number of votes herein recorded.

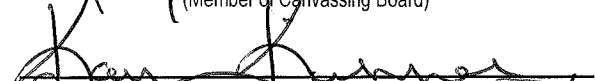
## Village of Andalusia


OFFICE		PARTY	CANDIDATE NAME (Place a "X" next to the name(s) of candidate(s) elected)	TOTAL VOTES
President - 4 Year	Vote for: 1	Nonpartisan	Andrew Pittard	213 <del>X</del>
Trustee - 4 Year	Vote for: 3	Nonpartisan	Alexander Melody	145 <del>X</del>
	Vote for: 3	Nonpartisan	Martin Yakovich	184 <del>X</del>
	Vote for: 3	Nonpartisan	Write-In (Gary N. Lueker)	9 <del>X</del>

We further certify that the above is a true and complete Abstract of Votes and was prepared in our presence on April 17, 2025.

  
(Member of Canvassing Board)

  
(Member of Canvassing Board)

  
(Member of Canvassing Board)

  
(Member of Canvassing Board)

\_\_\_\_\_  
(Member of Canvassing Board)

\_\_\_\_\_  
(Member of Canvassing Board)

\_\_\_\_\_  
(Member of Canvassing Board)

\_\_\_\_\_  
(Member of Canvassing Board)

NOTE: "Each Election Authority shall immediately transmit a signed copy or original duplicate of its complete Abstract of Votes to each election authority having jurisdiction over any of the territory of the respective political subdivision and to the State Board of Elections..." 10 ILCS 5/22-18.

NUMBERED KEY CANVASS

RUN DATE:04/16/25 09:52 AM

ROCK ISLAND COUNTY, ILLINOIS  
2025 CONSOLIDATED ELECTION  
APRIL 1, 2025

OFFICIAL RESULTS

REPORT-EL52

PAGE 0004

WITH 1 OF 1 PRECINCTS REPORTING

VOTES PERCENT

VILLAGE OF ANDALUSIA - PRESIDENT

(VOTE FOR) 1

01 = Andrew Pittard

213 100.00

-----  
01

-----  
213

1601 ANDALUSIA

=====

NUMBERED KEY CANVASS

2025 CONSOLIDATED ELECTION

APRIL 1, 2025

ROCK ISLAND COUNTY, ILLINOIS

OFFICIAL RESULTS

RUN DATE:04/16/25 09:52 AM

WITH 1 OF 1 PRECINCTS REPORTING

REPORT-EL52

PAGE 0005

VILLAGE OF ANDALUSIA - TRUSTEE

(VOTE FOR) 3

01 = Alexander Melody

02 = Martin Yakovich

VOTES

PERCENT

145

41.67

184

52.87

03 = WRITE-IN

VOTES

PERCENT

19

5.46

-----

010203

-----

1601 ANDALUSIA

14518419

=====

**Official Election Results**  
**Valid Write-In Candidate Totals**  
**April 1, 2025**

**City of Rock Island - Ward 1**

Tanya Roberts	157
---------------	-----

**City of Rock Island - Ward 7**

Glen Davis	48
------------	----

**Village of Andalusia - Trustee**

Gary N. Lueker	9
----------------	---

**Village of Oak Grove - President**

Michael Nowack	8
----------------	---

**Village of Oak Grove - Trustee 4 Year**

Fred Seynaeve	9
Kenneth Hoffman	8

**Village of Port Byron - Trustee**

Bruce A. Peterson	3
-------------------	---

**Canoe Creek Township - Road Commissioner**

Stephen Wachtel	0
-----------------	---

# ABSTRACT OF VOTES

COUNTY OF ROCK ISLAND

STATE OF ILLINOIS

We, the undersigned members of the canvassing board for Rock Island County do hereby certify that on April 17, 2025 we canvassed the returns for the election held on April 1, 2025, and do proclaim that a total of 19,679 voters requested and received ballots and we do further certify that the candidates received the number of votes herein recorded.

## Village of Carbon Cliff

OFFICE		PARTY	CANDIDATE NAME	(Place a ✱ next to the name(s) of candidate(s) elected)	TOTAL VOTES
President - 4 Year	Vote for: 1	Nonpartisan	Bill Hintz		97 ✱
Trustee - 4 Year	Vote for: 3	Nonpartisan	Robert Dreher		71 ✱
	Vote for: 3	Nonpartisan	Todd Cantrell		94 ✱
	Vote for: 3	Nonpartisan	Susan Allison		75 ✱

We further certify that the above is a true and complete Abstract of Votes and was prepared in our presence on April 17, 2025.

Margaret Crouch  
(Member of Canvassing Board)

\_\_\_\_\_  
(Member of Canvassing Board)

Billy Smith  
(Member of Canvassing Board)

\_\_\_\_\_  
(Member of Canvassing Board)

Ken Kanner  
(Member of Canvassing Board)

\_\_\_\_\_  
(Member of Canvassing Board)

Consuelo Aguilar  
(Member of Canvassing Board)

\_\_\_\_\_  
(Member of Canvassing Board)

NOTE: "Each Election Authority shall immediately transmit a signed copy or original duplicate of its complete Abstract of Votes to each election authority having jurisdiction over any of the territory of the respective political subdivision and to the State Board of Elections..." 10 ILCS 5/22-18.



NUMBERED KEY CANVASS

ROCK ISLAND COUNTY, ILLINOIS

OFFICIAL RESULTS

RUN DATE:04/16/25 09:52 AM

2025 CONSOLIDATED ELECTION

APRIL 1, 2025

REPORT-EL52

PAGE 0006

WITH 3 OF 3 PRECINCTS REPORTING

VOTES PERCENT

VILLAGE OF CARBON CLIFF - PRESIDENT

(VOTE FOR) 1

01 = Bill Hintz

97 100.00

-----  
01

-----  
35

0608 HAMPTON 8

0610 HAMPTON 10

0616 HAMPTON 16

1

61

=====

NUMBERED KEY CANVASS

RUN DATE:04/16/25 09:52 AM

ROCK ISLAND COUNTY, ILLINOIS

2025 CONSOLIDATED ELECTION

APRIL 1, 2025

OFFICIAL RESULTS

REPORT-EL52

PAGE 0007

WITH 3 OF 3 PRECINCTS REPORTING

VILLAGE OF CARBON CLIFF - TRUSTEE

(VOTE FOR) 3

01 = Robert Dreher

02 = Todd Cantrell

VOTES PERCENT

71 29.58

94 39.17

03 = Susan Allison

VOTES PERCENT

75 31.25

-----  
01 02 03  
-----

0608 HAMPTON 8

24 33 30

0610 HAMPTON 10

1 1 1

0616 HAMPTON 16

46 60 44  
=====

# ABSTRACT OF VOTES

COUNTY OF ROCK ISLAND

STATE OF ILLINOIS

We, the undersigned members of the canvassing board for Rock Island County do hereby certify that on April 17, 2025 we canvassed the returns for the election held on April 1, 2025, and do proclaim that a total of 19,679 voters requested and received ballots and we do further certify that the candidates received the number of votes herein recorded.

## Village of Coal Valley

OFFICE		PARTY	CANDIDATE NAME	(Place a <b>■ ■</b> next to the name(s) of candidate(s) elected)	TOTAL VOTES
President - 4 Year	Vote for: 1	Conservative	Michael T. Bartels		374 <b>★</b>
Trustee - 4 Year	Vote for: 3	Conservative	James Mountain		271 <b>★</b>
	Vote for: 3	Conservative	Stanley Engstrom		339 <b>★</b>
	Vote for: 3	Conservative	Janice McBride		284 <b>★</b>

We further certify that the above is a true and complete Abstract of Votes and was prepared in our presence on April 17, 2025.

Margaret Cronch  
(Member of Canvassing Board)

\_\_\_\_\_  
(Member of Canvassing Board)

Telly Shields  
(Member of Canvassing Board)

\_\_\_\_\_  
(Member of Canvassing Board)

Ken Kummer  
(Member of Canvassing Board)

\_\_\_\_\_  
(Member of Canvassing Board)

Consuelo Aguilera  
(Member of Canvassing Board)

\_\_\_\_\_  
(Member of Canvassing Board)

NOTE: "Each Election Authority shall immediately transmit a signed copy or original duplicate of its complete Abstract of Votes to each election authority having jurisdiction over any of the territory of the respective political subdivision and to the State Board of Elections..." 10 ILCS 5/22-18.

NUMBERED KEY CANVASS

ROCK ISLAND COUNTY, ILLINOIS

OFFICIAL RESULTS

RUN DATE:04/16/25 09:52 AM

2025 CONSOLIDATED ELECTION

APRIL 1, 2025

REPORT-EL52

PAGE 0008

WITH 3 OF 3 PRECINCTS REPORTING

VOTES PERCENT

VILLAGE OF COAL VALLEY - PRESIDENT

(VOTE FOR) 1

01 = Michael T. Bartels (CON)

367 100.00

-----  
01

-----

1201 COAL VALLEY 1 96

1202 COAL VALLEY 2 41

1203 COAL VALLEY 3 230

=====

NUMBERED KEY CANVASS

RUN DATE:04/16/25 09:52 AM

ROCK ISLAND COUNTY, ILLINOIS  
2025 CONSOLIDATED ELECTION  
APRIL 1, 2025

OFFICIAL RESULTS

REPORT-EL52 PAGE 0009

WITH 3 OF 3 PRECINCTS REPORTING

VILLAGE OF COAL VALLEY - TRUSTEE  
(VOTE FOR) 3

01 = James Mountain (CON)  
02 = Stanley Engstrom (CON)

VOTES PERCENT

VOTES PERCENT

267 30.34  
334 37.95

03 = Janice McBride (CON)

279 31.70

-----  
01 02 03  
-----

1201 COAL VALLEY 1 76 87 76  
1202 COAL VALLEY 2 27 34 31  
1203 COAL VALLEY 3 164 213 172

=====

		VOTES	PERCENT			VOTES	PERCENT		
				VILLAGE TRUSTEE VILLAGE OF COAL VALLEY					
01 = BALLOTS CAST		11		(VOTE FOR) 3					
VILLAGE PRESIDENT VILLAGE OF COAL VALLEY				05 = James Mountain (CON)		4	28.57		
(VOTE FOR) 1				06 = Stanley Engstrom (CON)		5	35.71		
02 = Michael T. Bartels (CON)		7	100.00	07 = Janice McBride (CON)		5	35.71		
03 = OVER VOTES		0		08 = OVER VOTES		0			
04 = UNDER VOTES		4		09 = UNDER VOTES		19			
		-----							
	01	02	03	04	05	06	07	08	09
		-----							
0006 COLONA 1	11	7	0	4	4	5	5	0	19

# ABSTRACT OF VOTES

COUNTY OF ROCK ISLAND


STATE OF ILLINOIS


We, the undersigned members of the canvassing board for Rock Island County do hereby certify that on April 17, 2025 we canvassed the returns for the election held on April 1, 2025, and do proclaim that a total of 19,679 voters requested and received ballots and we do further certify that the candidates received the number of votes herein recorded.


## Village of Cordova


OFFICE		PARTY	CANDIDATE NAME	(Place a "X" next to the name(s) of candidate(s) elected)	TOTAL VOTES
President - 4 Year	Vote for: 1	Citizens	James Boone		115 <del>X</del>
	Vote for: 1	Peoples	No Candidate Filed		0
Trustee - 4 Year	Vote for: 3	Citizens	Justin DePorter		82 <del>X</del>
	Vote for: 3	Citizens	Jeff Claus		93 <del>X</del>
	Vote for: 3	Citizens	Mark Townsend		85 <del>X</del>
	Vote for: 3	Peoples	Elaine Winter		57
	Vote for: 3	Peoples	Robert VanHooreweghe		46

We further certify that the above is a true and complete Abstract of Votes and was prepared in our presence on April 17, 2025.

  
(Member of Canvassing Board)

  
(Member of Canvassing Board)

  
(Member of Canvassing Board)

  
(Member of Canvassing Board)

\_\_\_\_\_  
(Member of Canvassing Board)

\_\_\_\_\_  
(Member of Canvassing Board)

\_\_\_\_\_  
(Member of Canvassing Board)

\_\_\_\_\_  
(Member of Canvassing Board)

NOTE: "Each Election Authority shall immediately transmit a signed copy or original duplicate of its complete Abstract of Votes to each election authority having jurisdiction over any of the territory of the respective political subdivision and to the State Board of Elections..." 10 ILCS 5/22-18.

NUMBERED KEY CANVASS

ROCK ISLAND COUNTY, ILLINOIS

OFFICIAL RESULTS

RUN DATE:04/16/25 09:52 AM

2025 CONSOLIDATED ELECTION

APRIL 1, 2025

REPORT-EL52

PAGE 0010

WITH 2 OF 2 PRECINCTS REPORTING

VOTES PERCENT

VILLAGE OF CORDOVA - PRESIDENT

(VOTE FOR) 1

01 = James Boone (CIT)

115 100.00

02 = No Candidate Filed (PE0)

0

-----  
01 02

-----  
88 0

0101 CORDOVA

0501 PORT BYRON

27 0

=====





# ABSTRACT OF VOTES

COUNTY OF ROCK ISLAND

STATE OF ILLINOIS


We, the undersigned members of the canvassing board for Rock Island County do hereby certify that on April 17, 2025 we canvassed the returns for the election held on April 1, 2025, and do proclaim that a total of 19,679 voters requested and received ballots and we do further certify that the candidates received the number of votes herein recorded.


## City of East Moline


OFFICE		PARTY	CANDIDATE NAME	(Place a "X" next to the name(s) of candidate(s) elected)	TOTAL VOTES
Mayor - 4 Year	Vote for: 1	Nonpartisan	Reggie Freeman		2590 <input checked="" type="checkbox"/>
Clerk - 4 Year	Vote for: 1	Nonpartisan	Wanda L. Roberts-Bontz		2315 <input checked="" type="checkbox"/>
Treasurer	Vote for: 1	Nonpartisan	No Candidate Filed		0
Ald Ward 1 - 4 Year	Vote for: 1	Nonpartisan	Olivia Dorothy		165 <input checked="" type="checkbox"/>
	Vote for: 1	Nonpartisan	Stephen Ramirez		119
Ald Ward 3 - 4 Year	Vote for: 1	Nonpartisan	Larry Jones		191 <input checked="" type="checkbox"/>
	Vote for: 1	Nonpartisan	Mereleena Olvera		148
	Vote for: 1	Nonpartisan	Belinda L. Rusch		91
Ald Ward 5 - 4 Year	Vote for: 1	Nonpartisan	Rhea Oakes		562 <input checked="" type="checkbox"/>
Ald Ward 6 - Unex. 2 Year	Vote for: 1	Nonpartisan	Lynn Segura		191 <input checked="" type="checkbox"/>
Ald Ward 7 - 4 Year	Vote for: 1	Nonpartisan	J.R. Rico		123 <input checked="" type="checkbox"/>
	Vote for: 1	Nonpartisan	Johnathan Simon		119

We further certify that the above is a true and complete Abstract of Votes and was prepared in our presence on April 17, 2025.

  
(Member of Canvassing Board)

  
(Member of Canvassing Board)

  
(Member of Canvassing Board)

  
(Member of Canvassing Board)

\_\_\_\_\_  
(Member of Canvassing Board)

\_\_\_\_\_  
(Member of Canvassing Board)

\_\_\_\_\_  
(Member of Canvassing Board)

\_\_\_\_\_  
(Member of Canvassing Board)

NOTE: "Each Election Authority shall immediately transmit a signed copy or original duplicate of its complete Abstract of Votes to each election authority having jurisdiction over any of the territory of the respective political subdivision and to the State Board of Elections..." 10 ILCS 5/22-18.

NUMBERED KEY CANVASS

RUN DATE:04/16/25 09:52 AM

CITY OF EAST MOLINE - MAYOR

(VOTE FOR) 1

01 = Reggie Freeman

ROCK ISLAND COUNTY, ILLINOIS

2025 CONSOLIDATED ELECTION

APRIL 1, 2025

OFFICIAL RESULTS

REPORT-EL52

PAGE 0012

WITH 23 OF 23 PRECINCTS REPORTING

VOTES PERCENT

2,590 100.00

-----  
01  
-----

0401 ZUMA	0
0603 HAMPTON 3	91
0604 HAMPTON 4	69
0605 HAMPTON 5	2
0607 HAMPTON 7	90
0609 HAMPTON 9	0
0612 HAMPTON 12	129
0613 HAMPTON 13	58
0701 SOUTH MOLINE 1	125
0702 SOUTH MOLINE 2	187
0703 SOUTH MOLINE 3	111
0704 SOUTH MOLINE 4	13
0710 SOUTH MOLINE 10	131
0712 SOUTH MOLINE 12	127
0714 SOUTH MOLINE 14	108
0715 SOUTH MOLINE 15	161
0716 SOUTH MOLINE 16	221
0717 SOUTH MOLINE 17	231
0718 SOUTH MOLINE 18	227
0721 SOUTH MOLINE 21	6
0727 SOUTH MOLINE 27	238
0728 SOUTH MOLINE 28	94
0729 SOUTH MOLINE 29	171

=====

NUMBERED KEY CANVASS

RUN DATE:04/16/25 09:52 AM

CITY OF EAST MOLINE - CLERK

(VOTE FOR) 1

01 = Wanda L. Roberts-Bontz

ROCK ISLAND COUNTY, ILLINOIS

2025 CONSOLIDATED ELECTION

APRIL 1, 2025

OFFICIAL RESULTS

REPORT-EL52

PAGE 0013

WITH 23 OF 23 PRECINCTS REPORTING

VOTES PERCENT

2,315 100.00

-----  
01  
-----

0401 ZUMA	0
0603 HAMPTON 3	82
0604 HAMPTON 4	67
0605 HAMPTON 5	0
0607 HAMPTON 7	85
0609 HAMPTON 9	0
0612 HAMPTON 12	116
0613 HAMPTON 13	53
0701 SOUTH MOLINE 1	117
0702 SOUTH MOLINE 2	169
0703 SOUTH MOLINE 3	99
0704 SOUTH MOLINE 4	10
0710 SOUTH MOLINE 10	115
0712 SOUTH MOLINE 12	117
0714 SOUTH MOLINE 14	99
0715 SOUTH MOLINE 15	131
0716 SOUTH MOLINE 16	201
0717 SOUTH MOLINE 17	203
0718 SOUTH MOLINE 18	199
0721 SOUTH MOLINE 21	5
0727 SOUTH MOLINE 27	210
0728 SOUTH MOLINE 28	81
0729 SOUTH MOLINE 29	156

=====

WITH 23 OF 23 PRECINCTS REPORTING

VOTES PERCENT

CITY OF EAST MOLINE - TREASURER  
(VOTE FOR) 1  
01 = No Candidate Filed

0

-----  
01  
-----

0401 ZUMA	0
0603 HAMPTON 3	0
0604 HAMPTON 4	0
0605 HAMPTON 5	0
0607 HAMPTON 7	0
0609 HAMPTON 9	0
0612 HAMPTON 12	0
0613 HAMPTON 13	0
0701 SOUTH MOLINE 1	0
0702 SOUTH MOLINE 2	0
0703 SOUTH MOLINE 3	0
0704 SOUTH MOLINE 4	0
0710 SOUTH MOLINE 10	0
0712 SOUTH MOLINE 12	0
0714 SOUTH MOLINE 14	0
0715 SOUTH MOLINE 15	0
0716 SOUTH MOLINE 16	0
0717 SOUTH MOLINE 17	0
0718 SOUTH MOLINE 18	0
0721 SOUTH MOLINE 21	0
0727 SOUTH MOLINE 27	0
0728 SOUTH MOLINE 28	0
0729 SOUTH MOLINE 29	0

=====

NUMBERED KEY CANVASS

RUN DATE:04/16/25 09:52 AM

ROCK ISLAND COUNTY, ILLINOIS  
2025 CONSOLIDATED ELECTION  
APRIL 1, 2025

OFFICIAL RESULTS

REPORT-EL52

PAGE 0015

WITH 2 OF 2 PRECINCTS REPORTING

VOTES PERCENT

CITY OF EAST MOLINE - WARD 1  
(VOTE FOR) 1

01 = Olivia Dorothy  
02 = Stephen Ramirez

165 58.10  
119 41.90

-----  
01 02

0701 SOUTH MOLINE 1  
0710 SOUTH MOLINE 10

-----  
75 58  
90 61

=====

NUMBERED KEY CANVASS

RUN DATE:04/16/25 09:52 AM

ROCK ISLAND COUNTY, ILLINOIS

2025 CONSOLIDATED ELECTION

APRIL 1, 2025

OFFICIAL RESULTS

REPORT-EL52

PAGE 0016

WITH 2 OF 2 PRECINCTS REPORTING

CITY OF EAST MOLINE - WARD 3

VOTES PERCENT

VOTES PERCENT

(VOTE FOR) 1

01 = Larry Jones

02 = Mereleena Olivera

191 44.42

148 34.42

03 = Belinda L. Rusch

91 21.16

-----  
01 02 03

-----  
89 64 35

102 84 56

0715 SOUTH MOLINE 15

0716 SOUTH MOLINE 16

=====

NUMBERED KEY CANVASS

RUN DATE:04/16/25 09:52 AM

CITY OF EAST MOLINE - WARD 5  
(VOTE FOR) 1  
01 = Rhea Oakes

ROCK ISLAND COUNTY, ILLINOIS  
2025 CONSOLIDATED ELECTION  
APRIL 1, 2025

OFFICIAL RESULTS

REPORT-EL52

PAGE 0017

WITH 6 OF 6 PRECINCTS REPORTING

VOTES PERCENT

562 100.00

-----  
01

-----

0703 SOUTH MOLINE 3	100
0712 SOUTH MOLINE 12	115
0714 SOUTH MOLINE 14	99
0721 SOUTH MOLINE 21	5
0728 SOUTH MOLINE 28	77
0729 SOUTH MOLINE 29	166

=====



NUMBERED KEY CANVASS

RUN DATE:04/16/25 09:52 AM

CITY OF EAST MOLINE - WARD 6 2 YR  
(VOTE FOR) 1  
01 = Lynn Segura

ROCK ISLAND COUNTY, ILLINOIS  
2025 CONSOLIDATED ELECTION  
APRIL 1, 2025

OFFICIAL RESULTS

REPORT-EL52 PAGE 0018

WITH 3 OF 3 PRECINCTS REPORTING

VOTES PERCENT

191 100.00

-----  
01

-----  
68

1

122

0604 HAMPTON 4

0605 HAMPTON 5

0612 HAMPTON 12

=====

NUMBERED KEY CANVASS

RUN DATE:04/16/25 09:52 AM

ROCK ISLAND COUNTY, ILLINOIS

2025 CONSOLIDATED ELECTION

APRIL 1, 2025

OFFICIAL RESULTS

REPORT-EL52

PAGE 0019

WITH 5 OF 5 PRECINCTS REPORTING

VOTES PERCENT

CITY OF EAST MOLINE - WARD 7

(VOTE FOR) 1

01 = J.R. Rico

02 = Johnathan Simon

123 50.83

119 49.17

-----  
01 02

-----

0401 ZUMA

0 0

0603 HAMPTON 3

44 55

0607 HAMPTON 7

41 46

0609 HAMPTON 9

0 0

0613 HAMPTON 13

38 18

=====

# ABSTRACT OF VOTES

COUNTY OF ROCK ISLAND

STATE OF ILLINOIS

We, the undersigned members of the canvassing board for Rock Island County do hereby certify that on April 17, 2025 we canvassed the returns for the election held on April 1, 2025, and do proclaim that a total of 19,679 voters requested and received ballots and we do further certify that the candidates received the number of votes herein recorded.

## Village of Hampton

OFFICE		PARTY	CANDIDATE NAME	(Place a "X" next to the name(s) of candidate(s) elected)	TOTAL VOTES
President - 4 Year	Vote for: 1	Indep. Party	Christopher Bornhoeft		332 <input checked="" type="checkbox"/>
Trustee - 4 Year	Vote for: 3	Indep. Party	Benjamin Wilson		145
	Vote for: 3	Indep. Party	Marty Johnson		253 <input checked="" type="checkbox"/>
	Vote for: 3	Indep. Party	Michael Klouser		260 <input checked="" type="checkbox"/>
	Vote for: 3	Indep. Party	Steffanie Adams		246 <input checked="" type="checkbox"/>
	Vote for: 3	Indep. Party	Stacy Jones		120

We further certify that the above is a true and complete Abstract of Votes and was prepared in our presence on April 17, 2025.

Margaret Crouch  
(Member of Canvassing Board)

Elly Shields  
(Member of Canvassing Board)

Sam Summer  
(Member of Canvassing Board)

Conrado Aguilar  
(Member of Canvassing Board)

\_\_\_\_\_  
(Member of Canvassing Board)

\_\_\_\_\_  
(Member of Canvassing Board)

\_\_\_\_\_  
(Member of Canvassing Board)

\_\_\_\_\_  
(Member of Canvassing Board)

NOTE: "Each Election Authority shall immediately transmit a signed copy or original duplicate of its complete Abstract of Votes to each election authority having jurisdiction over any of the territory of the respective political subdivision and to the State Board of Elections..." 10 ILCS 5/22-18.

NUMBERED KEY CANVASS

RUN DATE:04/16/25 09:52 AM

VILLAGE OF HAMPTON - PRESIDENT

(VOTE FOR) 1

01 = Christopher Bornhoeft (INP)

-----  
01

0602 HAMPTON 2 126  
0617 HAMPTON 17 206

ROCK ISLAND COUNTY, ILLINOIS

2025 CONSOLIDATED ELECTION

APRIL 1, 2025

VOTES PERCENT

332 100.00

WITH 2 OF 2 PRECINCTS REPORTING

OFFICIAL RESULTS

REPORT-EL52

PAGE 0020

=====

ROCK ISLAND COUNTY, ILLINOIS

RUN DATE:04/16/25 09:52 AM

2025 CONSOLIDATED ELECTION

APRIL 1, 2025

REPORT-EL52

PAGE 0021

WITH 2 OF 2 PRECINCTS REPORTING

VILLAGE OF HAMPTON - TRUSTEE

VOTES	PERCENT
-------	---------

VOTES	PERCENT
10	100

(VOTE FOR) 3

01 = Benjamin Wilson (INP)

02 = Marty Johnson (INP)

03 = Michael Klouser (INP)

145 14.16

253	24.71
-----	-------

260	25.39
-----	-------

04 = Steffanie Adams (INP)

05 = Stacy Jones (INP)

246 24.02

120	11.72
-----	-------

01      02      03      04      05

48      95      81      92      48

0617 HAMPTON 17

97    158    179    154    72

**ABSTRACT OF VOTES**

COUNTY OF ROCK ISLAND

STATE OF ILLINOIS

We, the undersigned members of the canvassing board for Rock Island County do hereby certify that on April 17, 2025 we canvassed the returns for the election held on April 1, 2025, and do proclaim that a total of 19,679 voters requested and received ballots and we do further certify that the candidates received the number of votes herein recorded.

**Village of Hillsdale**

OFFICE		PARTY	CANDIDATE NAME	(Place a <b>■ ★ ■</b> next to the name(s) of candidate(s) elected)	TOTAL VOTES
<b>Trustee - Unex. 2 Year</b>	Vote for: 1	Democratic	No Candidate Filed		0
	Vote for: 1	Republican	Chancie Noel		19 ★
<b>Trustee - 4 Year</b>	Vote for: 3	Democratic	No Candidate Filed		0
	Vote for: 3	Republican	Amy Myrtue		13 ★
	Vote for: 3	Republican	Theresa Brooks		19 ★
	Vote for: 3	Republican	Joni Reiss		16 ★

We further certify that the above is a true and complete Abstract of Votes and was prepared in our presence on April 17, 2025.

Margaret Crouch  
(Member of Canvassing Board)

Kelly Shultz  
(Member of Canvassing Board)

Ann Hunter  
(Member of Canvassing Board)

Consuelo Aguirre  
(Member of Canvassing Board)

\_\_\_\_\_  
(Member of Canvassing Board)

\_\_\_\_\_  
(Member of Canvassing Board)

\_\_\_\_\_  
(Member of Canvassing Board)

\_\_\_\_\_  
(Member of Canvassing Board)

NOTE: "Each Election Authority shall immediately transmit a signed copy or original duplicate of its complete Abstract of Votes to each election authority having jurisdiction over any of the territory of the respective political subdivision and to the State Board of Elections..." 10 ILCS 5/22-18.

NUMBERED KEY CANVASS

ROCK ISLAND COUNTY, ILLINOIS

OFFICIAL RESULTS

RUN DATE:04/16/25 09:52 AM

2025 CONSOLIDATED ELECTION

APRIL 1, 2025

REPORT-EL52

PAGE 0022

WITH 1 OF 1 PRECINCTS REPORTING

VOTES PERCENT

VILLAGE OF HILLSDALE - TRUSTEE 2 YR

(VOTE FOR) 1

01 = No Candidate Filed (DEM)

0

02 = Chancie Noel (REP)

19 100.00

-----  
01 02

-----  
0 19

0301 CANOE CREEK

=====

NUMBERED KEY CANVASS

ROCK ISLAND COUNTY, ILLINOIS

OFFICIAL RESULTS

RUN DATE:04/16/25 09:52 AM

2025 CONSOLIDATED ELECTION

APRIL 1, 2025

REPORT-EL52

PAGE 0023

WITH 1 OF 1 PRECINCTS REPORTING

VILLAGE OF HILLSDALE - TRUSTEE

VOTES PERCENT

VOTES PERCENT

(VOTE FOR) 3

01 = No Candidate Filed (DEM)

0

03 = Theresa Brooks (REP)

19 39.58

02 = Amy Myrtue (REP)

13 27.08

04 = Joni Reiss (REP)

16 33.33

-----  
01 02 03 04  
-----

0301 CANOE CREEK

0 13 19 16  
=====



# ABSTRACT OF VOTES

COUNTY OF ROCK ISLAND


STATE OF ILLINOIS


We, the undersigned members of the canvassing board for Rock Island County do hereby certify that on April 17, 2025 we canvassed the returns for the election held on April 1, 2025, and do proclaim that a total of 19,679 voters requested and received ballots and we do further certify that the candidates received the number of votes herein recorded.


## Village of Milan


OFFICE		PARTY	CANDIDATE NAME	(Place a <b>■</b> next to the name(s) of candidate(s) elected)	TOTAL VOTES
President - 4 Year	Vote for: 1	Democratic	Duane Dawson		523 <b>★</b>
	Vote for: 1	Republican	Linda Hocker		301
	Vote for: 1	Indep. Cand.	Tom Kettering		134
Clerk - 4 Year	Vote for: 1	Democratic	Michelle Hubbard		594 <b>★</b>
	Vote for: 1	Republican	No Candidate Filed		0
	Vote for: 1	Indep. Cand.	Jennifer Kundert		326
Trustee - Unex. 2 Year	Vote for: 1	Democratic	No Candidate Filed		0
	Vote for: 1	Republican	No Candidate Filed		0
	Vote for: 1	Indep. Cand.	Christine Edwards		730 <b>★</b>
Trustee - 4 Year	Vote for: 3	Democratic	Jodie Lee		496 <b>★</b>
	Vote for: 3	Democratic	Karen Wilson		536 <b>★</b>
	Vote for: 3	Democratic	Danny Schomer		471 <b>★</b>
	Vote for: 3	Republican	No Candidate Filed		0
	Vote for: 3	Indep. Cand.	Cassandra Salas-Mikaio		270
	Vote for: 3	Indep. Cand.	Debbra Kunst		341
	Vote for: 3	Indep. Cand.	Sara Sovanski		288

We further certify that the above is a true and complete Abstract of Votes and was prepared in our presence on April 17, 2025.

  
(Member of Canvassing Board)

  
(Member of Canvassing Board)

  
(Member of Canvassing Board)

  
(Member of Canvassing Board)

\_\_\_\_\_  
(Member of Canvassing Board)

\_\_\_\_\_  
(Member of Canvassing Board)

\_\_\_\_\_  
(Member of Canvassing Board)

\_\_\_\_\_  
(Member of Canvassing Board)

NOTE: "Each Election Authority shall immediately transmit a signed copy or original duplicate of its complete Abstract of Votes to each election authority having jurisdiction over any of the territory of the respective political subdivision and to the State Board of Elections..." 10 ILCS 5/22-18.

NUMBERED KEY CANVASS

RUN DATE:04/16/25 09:52 AM

ROCK ISLAND COUNTY, ILLINOIS

2025 CONSOLIDATED ELECTION

APRIL 1, 2025

OFFICIAL RESULTS

REPORT-EL52

PAGE 0024

WITH 6 OF 6 PRECINCTS REPORTING

VILLAGE OF MILAN - PRESIDENT

(VOTE FOR) 1

01 = Duane Dawson (DEM)

02 = Linda Janet Hocker (REP)

VOTES PERCENT

VOTES PERCENT

523 54.59

301 31.42

03 = Tom Kettering (INC)

134 13.99

-----  
01 02 03  
-----

1101 BLACKHAWK 1 36 24 16

1102 BLACKHAWK 2 81 42 19

1103 BLACKHAWK 3 161 117 38

1105 BLACKHAWK 5 49 6 4

1106 BLACKHAWK 6 130 74 28

1107 BLACKHAWK 7 66 38 29

=====

NUMBERED KEY CANVASS

ROCK ISLAND COUNTY, ILLINOIS  
2025 CONSOLIDATED ELECTION  
APRIL 1, 2025

OFFICIAL RESULTS

RUN DATE:04/16/25 09:52 AM

REPORT-EL52 PAGE 0025

WITH 6 OF 6 PRECINCTS REPORTING

VILLAGE OF MILAN - CLERK

VOTES PERCENT

VOTES PERCENT

(VOTE FOR) 1

01 = Michelle Hubbard (DEM)

02 = No Candidate Filed (REP)

594 64.57  
0

03 = Jennifer G. Kundert (INC)

326 35.43

-----  
01 02 03  
-----

1101 BLACKHAWK 1	38	0	35
1102 BLACKHAWK 2	100	0	38
1103 BLACKHAWK 3	191	0	112
1105 BLACKHAWK 5	45	0	10
1106 BLACKHAWK 6	140	0	83
1107 BLACKHAWK 7	80	0	48

=====

NUMBERED KEY CANVASS

RUN DATE:04/16/25 09:52 AM

ROCK ISLAND COUNTY, ILLINOIS  
2025 CONSOLIDATED ELECTION  
APRIL 1, 2025

OFFICIAL RESULTS

REPORT-EL52 PAGE 0026

WITH 6 OF 6 PRECINCTS REPORTING

VILLAGE OF MILAN - TRUSTEE 2 YR  
(VOTE FOR) 1

01 = No Candidate Filed (DEM)  
02 = No Candidate Filed (REP)

VOTES PERCENT

VOTES PERCENT

0  
0

03 = Christine Kay Edwards (INC)

730 100.00

-----  
01 02 03  
-----

1101 BLACKHAWK 1	0	0	65
1102 BLACKHAWK 2	0	0	109
1103 BLACKHAWK 3	0	0	239
1105 BLACKHAWK 5	0	0	37
1106 BLACKHAWK 6	0	0	179
1107 BLACKHAWK 7	0	0	101

=====

WITH 6 OF 6 PRECINCTS REPORTING

VILLAGE OF MILAN - TRUSTEE

VOTES PERCENT

VOTES PERCENT

(VOTE FOR) 3

01 = Jodie E. Lee (DEM)  
02 = Karen L. Wilson (DEM)  
03 = Danny Schomer (DEM)  
04 = No Candidate Filed (REP)

496 20.65  
536 22.31  
471 19.61  
0

05 = Cassandra Salas-Mikaio (INC)  
06 = Debbra S. Kunst (INC)  
07 = Sara M. Sovanski (INC)

270 11.24  
341 14.20  
288 11.99

	01	02	03	04	05	06	07
1101 BLACKHAWK 1	32	39	33	0	18	33	26
1102 BLACKHAWK 2	76	92	81	0	24	55	41
1103 BLACKHAWK 3	163	175	152	0	101	115	100
1105 BLACKHAWK 5	37	39	38	0	10	12	10
1106 BLACKHAWK 6	122	123	110	0	78	82	70
1107 BLACKHAWK 7	66	68	57	0	39	44	41

# ABSTRACT OF VOTES

COUNTY OF ROCK ISLAND


STATE OF ILLINOIS


We, the undersigned members of the canvassing board for Rock Island County do hereby certify that on April 17, 2025 we canvassed the returns for the election held on April 1, 2025, and do proclaim that a total of 19,679 voters requested and received ballots and we do further certify that the candidates received the number of votes herein recorded.


## City of Moline


OFFICE		PARTY	CANDIDATE NAME	(Place a ✖ next to the name(s) of candidate(s) elected)	TOTAL VOTES
Mayor - 4 Year	Vote for: 1	Nonpartisan	Sangeetha Rayapati		3801 ✖
Ald at Large - 4 Year	Vote for: 1	Nonpartisan	James Patrick Schmidt		3319 ✖
Ald Ward 2 - 4 Year	Vote for: 1	Nonpartisan	Alvaro Macias		291 ✖
Ald Ward 4 - 4 Year	Vote for: 1	Nonpartisan	Matt Timion		432 ✖
Ald Ward 6 - 4 Year	Vote for: 1	Nonpartisan	Daniel McNeil		604 ✖

We further certify that the above is a true and complete Abstract of Votes and was prepared in our presence on April 17, 2025.

  
 \_\_\_\_\_  
 (Member of Canvassing Board)

  
 \_\_\_\_\_  
 (Member of Canvassing Board)

  
 \_\_\_\_\_  
 (Member of Canvassing Board)

  
 \_\_\_\_\_  
 (Member of Canvassing Board)

 \_\_\_\_\_  
 (Member of Canvassing Board)

 \_\_\_\_\_  
 (Member of Canvassing Board)

 \_\_\_\_\_  
 (Member of Canvassing Board)

 \_\_\_\_\_  
 (Member of Canvassing Board)

NOTE: "Each Election Authority shall immediately transmit a signed copy or original duplicate of its complete Abstract of Votes to each election authority having jurisdiction over any of the territory of the respective political subdivision and to the State Board of Elections..." 10 ILCS 5/22-18.

WITH 41 OF 41 PRECINCTS REPORTING

VOTES PERCENT

CITY OF MOLINE - MAYOR

(VOTE FOR) 1

01 = Sangeetha Rayapati

3,801 100.00

-----  
01

-----

0703 SOUTH MOLINE 3	1
0704 SOUTH MOLINE 4	281
0705 SOUTH MOLINE 5	95
0706 SOUTH MOLINE 6	168
0707 SOUTH MOLINE 7	153
0708 SOUTH MOLINE 8	136
0709 SOUTH MOLINE 9	209
0711 SOUTH MOLINE 11	202
0713 SOUTH MOLINE 13	188
0719 SOUTH MOLINE 19	100
0720 SOUTH MOLINE 20	169
0721 SOUTH MOLINE 21	76
0722 SOUTH MOLINE 22	132
0723 SOUTH MOLINE 23	37
0724 SOUTH MOLINE 24	49
0725 SOUTH MOLINE 25	90
0726 SOUTH MOLINE 26	79
0728 SOUTH MOLINE 28	78
0729 SOUTH MOLINE 29	123
0801 MOLINE 1	87
0802 MOLINE 2	54
0803 MOLINE 3	95
0804 MOLINE 4	124
0805 MOLINE 5	96
0806 MOLINE 6	50
0807 MOLINE 7	41
0808 MOLINE 8	60
0809 MOLINE 9	122
0810 MOLINE 10	40
0811 MOLINE 11	55
0812 MOLINE 12	28
0813 MOLINE 13	78
0814 MOLINE 14	32
0815 MOLINE 15	47
0816 MOLINE 16	105
0817 MOLINE 17	59
0818 MOLINE 18	93
0819 MOLINE 19	43
0820 MOLINE 20	126
1202 COAL VALLEY 2	0
1203 COAL VALLEY 3	0

=====

NUMBERED KEY CANVASS

RUN DATE:04/16/25 09:52 AM

CITY OF MOLINE - ALDERPERSON AT LARGE

(VOTE FOR) 1

01 = James Patrick Schmidt

ROCK ISLAND COUNTY, ILLINOIS

2025 CONSOLIDATED ELECTION

APRIL 1, 2025

OFFICIAL RESULTS

REPORT-EL52

PAGE 0029

WITH 41 OF 41 PRECINCTS REPORTING

VOTES PERCENT

3,319 100.00

-----  
01  
-----

0703 SOUTH MOLINE 3	1
0704 SOUTH MOLINE 4	246
0705 SOUTH MOLINE 5	86
0706 SOUTH MOLINE 6	140
0707 SOUTH MOLINE 7	128
0708 SOUTH MOLINE 8	116
0709 SOUTH MOLINE 9	185
0711 SOUTH MOLINE 11	175
0713 SOUTH MOLINE 13	169
0719 SOUTH MOLINE 19	82
0720 SOUTH MOLINE 20	146
0721 SOUTH MOLINE 21	75
0722 SOUTH MOLINE 22	121
0723 SOUTH MOLINE 23	32
0724 SOUTH MOLINE 24	41
0725 SOUTH MOLINE 25	79
0726 SOUTH MOLINE 26	68
0728 SOUTH MOLINE 28	65
0729 SOUTH MOLINE 29	108
0801 MOLINE 1	71
0802 MOLINE 2	53
0803 MOLINE 3	79
0804 MOLINE 4	112
0805 MOLINE 5	79
0806 MOLINE 6	42
0807 MOLINE 7	40
0808 MOLINE 8	60
0809 MOLINE 9	94
0810 MOLINE 10	41
0811 MOLINE 11	55
0812 MOLINE 12	23
0813 MOLINE 13	59
0814 MOLINE 14	26
0815 MOLINE 15	36
0816 MOLINE 16	90
0817 MOLINE 17	57
0818 MOLINE 18	91
0819 MOLINE 19	40
0820 MOLINE 20	107
1202 COAL VALLEY 2	0
1203 COAL VALLEY 3	1

=====



NUMBERED KEY CANVASS

RUN DATE:04/16/25 09:52 AM

ROCK ISLAND COUNTY, ILLINOIS  
2025 CONSOLIDATED ELECTION  
APRIL 1, 2025

OFFICIAL RESULTS

REPORT-EL52

PAGE 0030

WITH 5 OF 5 PRECINCTS REPORTING

VOTES PERCENT

CITY OF MOLINE - WARD 2

(VOTE FOR) 1

01 = Alvaro Macias

291 100.00

-----  
01

-----

0806 MOLINE 6	46
0807 MOLINE 7	42
0808 MOLINE 8	60
0809 MOLINE 9	106
0810 MOLINE 10	37

=====

NUMBERED KEY CANVASS

RUN DATE:04/16/25 09:52 AM

CITY OF MOLINE - WARD 4

(VOTE FOR) 1

01 = Matt Timion

ROCK ISLAND COUNTY, ILLINOIS

2025 CONSOLIDATED ELECTION

APRIL 1, 2025

OFFICIAL RESULTS

REPORT-EL52

PAGE 0031

WITH 6 OF 6 PRECINCTS REPORTING

VOTES PERCENT

432 100.00

-----  
01

-----

0706 SOUTH MOLINE 6 137

0814 MOLINE 14 26

0815 MOLINE 15 39

0816 MOLINE 16 93

0817 MOLINE 17 54

0818 MOLINE 18 83

=====

NUMBERED KEY CANVASS

RUN DATE:04/16/25 09:52 AM

CITY OF MOLINE - WARD 6

(VOTE FOR) 1

01 = Daniel McNeil

ROCK ISLAND COUNTY, ILLINOIS

2025 CONSOLIDATED ELECTION

APRIL 1, 2025

OFFICIAL RESULTS

REPORT-EL52

PAGE 0032

WITH 5 OF 5 PRECINCTS REPORTING

VOTES PERCENT

604 100.00

-----  
01

-----

0704 SOUTH MOLINE 4	249
0705 SOUTH MOLINE 5	86
0722 SOUTH MOLINE 22	121
0819 MOLINE 19	42
0820 MOLINE 20	106

=====

**ABSTRACT OF VOTES**

COUNTY OF ROCK ISLAND

STATE OF ILLINOIS

We, the undersigned members of the canvassing board for Rock Island County do hereby certify that on April 17, 2025 we canvassed the returns for the election held on April 1, 2025, and do proclaim that a total of 19,679 voters requested and received ballots and we do further certify that the candidates received the number of votes herein recorded.

**Village of Oak Grove**

OFFICE		PARTY	CANDIDATE NAME (Place a "X" next to the name(s) of candidate(s) elected)	TOTAL VOTES
<b>President - 4 Year</b>	Vote for: 1	Nonpartisan	No Candidate Filed	0
	Vote for: 1	Nonpartisan	Write-In (Michael Nowack)	8 <input checked="" type="checkbox"/>
<b>Trustee - Unex. 2 Year</b>	Vote for: 1	Nonpartisan	No Candidate Filed	0
<b>Trustee - 4 Year</b>	Vote for: 3	Nonpartisan	No Candidate Filed	0
	Vote for: 3	Nonpartisan	Write-In (Fred Seynaeve)	9 <input checked="" type="checkbox"/>
	Vote for: 3	Nonpartisan	Write-In (Kenneth Hoffman)	8 <input checked="" type="checkbox"/>

We further certify that the above is a true and complete Abstract of Votes and was prepared in our presence on April 17, 2025.

Margaret Crouch  
(Member of Canvassing Board)

Billy Shields  
(Member of Canvassing Board)

Ken Kinner  
(Member of Canvassing Board)

Conrad Spindler  
(Member of Canvassing Board)

\_\_\_\_\_  
(Member of Canvassing Board)

\_\_\_\_\_  
(Member of Canvassing Board)

\_\_\_\_\_  
(Member of Canvassing Board)

\_\_\_\_\_  
(Member of Canvassing Board)

NOTE: "Each Election Authority shall immediately transmit a signed copy or original duplicate of its complete Abstract of Votes to each election authority having jurisdiction over any of the territory of the respective political subdivision and to the State Board of Elections..." 10 ILCS 5/22-18.

NUMBERED KEY CANVASS

ROCK ISLAND COUNTY, ILLINOIS

OFFICIAL RESULTS

RUN DATE:04/16/25 09:52 AM

2025 CONSOLIDATED ELECTION

APRIL 1, 2025

REPORT-EL52

PAGE 0033

WITH 2 OF 2 PRECINCTS REPORTING

VOTES PERCENT

VILLAGE OF OAK GROVE - PRESIDENT

(VOTE FOR) 1

01 = No Candidate Filed

02 = WRITE-IN

0

12 100.00

-----  
01 02

-----  
0 5

1103 BLACKHAWK 3

1402 BOWLING 2

0 7

=====

**Official Election Results**  
**Valid Write-In Candidate Totals**  
**April 1, 2025**

**City of Rock Island - Ward 1**

Tanya Roberts	157
---------------	-----

**City of Rock Island - Ward 7**

Glen Davis	48
------------	----

**Village of Andalusia - Trustee**

Gary N. Lueker	9
----------------	---

**Village of Oak Grove - President**

Michael Nowack	8
----------------	---

**Village of Oak Grove - Trustee 4 Year**

Fred Seynaeve	9
Kenneth Hoffman	8

**Village of Port Byron - Trustee**

Bruce A. Peterson	3
-------------------	---

**Canoe Creek Township - Road Commissioner**

Stephen Wachtel	0
-----------------	---

NUMBERED KEY CANVASS

ROCK ISLAND COUNTY, ILLINOIS

OFFICIAL RESULTS

RUN DATE:04/16/25 09:52 AM

2025 CONSOLIDATED ELECTION

APRIL 1, 2025

REPORT-EL52

PAGE 0034

WITH 2 OF 2 PRECINCTS REPORTING

VOTES PERCENT

VILLAGE OF OAK GROVE - TRUSTEE 2 YR

(VOTE FOR) 1

01 = No Candidate Filed

0

-----  
01

1103 BLACKHAWK 3

0

1402 BOWLING 2

0

=====

NUMBERED KEY CANVASS

ROCK ISLAND COUNTY, ILLINOIS

OFFICIAL RESULTS

RUN DATE:04/16/25 09:52 AM

2025 CONSOLIDATED ELECTION

APRIL 1, 2025

REPORT-EL52

PAGE 0035

WITH 2 OF 2 PRECINCTS REPORTING

VOTES PERCENT

VILLAGE OF OAK GROVE - TRUSTEE

(VOTE FOR) 3

01 = No Candidate Filed

02 = WRITE-IN

0

21 100.00

-----  
01 02

-----  
0 9

1103 BLACKHAWK 3

1402 BOWLING 2

0 12

=====



**Official Election Results**  
**Valid Write-In Candidate Totals**  
**April 1, 2025**

**City of Rock Island - Ward 1**

Tanya Roberts	157
---------------	-----

**City of Rock Island - Ward 7**

Glen Davis	48
------------	----

**Village of Andalusia - Trustee**

Gary N. Lueker	9
----------------	---

**Village of Oak Grove - President**

Michael Nowack	8
----------------	---

**Village of Oak Grove - Trustee 4 Year**

Fred Seynaeve	9
Kenneth Hoffman	8

**Village of Port Byron - Trustee**

Bruce A. Peterson	3
-------------------	---

**Canoe Creek Township - Road Commissioner**

Stephen Wachtel	0
-----------------	---







# ABSTRACT OF VOTES

COUNTY OF ROCK ISLAND


STATE OF ILLINOIS


We, the undersigned members of the canvassing board for Rock Island County do hereby certify that on April 17, 2025 we canvassed the returns for the election held on April 1, 2025, and do proclaim that a total of 19,679 voters requested and received ballots and we do further certify that the candidates received the number of votes herein recorded.


## Village of Port Byron

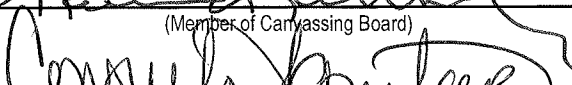
OFFICE		PARTY	CANDIDATE NAME	(Place a "X" next to the name(s) of candidate(s) elected)	TOTAL VOTES
President - 4 Year	Vote for: 1	Nonpartisan	Barb Cray		201 
Trustee - Unex. 2 Year	Vote for: 2	Nonpartisan	Tami Marsden		182 
	Vote for: 2	Nonpartisan	Jacob Hobbs		165 
Trustee - 4 Year	Vote for: 3	Nonpartisan	Wayne Oney		177 
	Vote for: 3	Nonpartisan	Brian Bittler		163 
	Vote for: 3	Nonpartisan	Write-In (Bruce A. Peterson)		3 

We further certify that the above is a true and complete Abstract of Votes and was prepared in our presence on April 17, 2025.

  
 (Member of Canvassing Board)

  
 (Member of Canvassing Board)

  
 (Member of Canvassing Board)

  
 (Member of Canvassing Board)

\_\_\_\_\_  
 (Member of Canvassing Board)

\_\_\_\_\_  
 (Member of Canvassing Board)

\_\_\_\_\_  
 (Member of Canvassing Board)

\_\_\_\_\_  
 (Member of Canvassing Board)

NOTE: "Each Election Authority shall immediately transmit a signed copy or original duplicate of its complete Abstract of Votes to each election authority having jurisdiction over any of the territory of the respective political subdivision and to the State Board of Elections..." 10 ILCS 5/22-18.

NUMBERED KEY CANVASS

ROCK ISLAND COUNTY, ILLINOIS

OFFICIAL RESULTS

RUN DATE:04/16/25 09:52 AM

2025 CONSOLIDATED ELECTION

APRIL 1, 2025

REPORT-EL52

PAGE 0036

WITH 2 OF 2 PRECINCTS REPORTING

VOTES PERCENT

VILLAGE OF PORT BYRON - PRESIDENT

(VOTE FOR) 1

01 = Barb Cray

201 100.00

-----  
01

-----  
51

0201 COE

0501 PORT BYRON

150

=====

NUMBERED KEY CANVASS

RUN DATE:04/16/25 09:52 AM

ROCK ISLAND COUNTY, ILLINOIS  
2025 CONSOLIDATED ELECTION  
APRIL 1, 2025

OFFICIAL RESULTS

REPORT-EL52

PAGE 0037

WITH 2 OF 2 PRECINCTS REPORTING

VOTES PERCENT

VILLAGE OF PORT BYRON - TRUSTEE 2 YR  
(VOTE FOR) 2

01 = Tami Marsden  
02 = Jacob Hobbs

182 52.45  
165 47.55

-----  
01 02

-----  
45 45

0201 COE  
0501 PORT BYRON

137 120

=====

NUMBERED KEY CANVASS

2025 CONSOLIDATED ELECTION

APRIL 1, 2025

ROCK ISLAND COUNTY, ILLINOIS

OFFICIAL RESULTS

RUN DATE:04/16/25 09:52 AM

REPORT-EL52

PAGE 0038

VILLAGE OF PORT BYRON - TRUSTEE

(VOTE FOR) 3

01 = Wayne Oney

02 = Brian Bitler

03 = WRITE-IN

WITH 2 OF 2 PRECINCTS REPORTING

	VOTES	PERCENT	VOTES	PERCENT
	177	50.72		
	163	46.70	9	2.58

	01	02	03
0201 COE	52	40	1
0501 PORT BYRON	125	123	8

=====

**Official Election Results**  
**Valid Write-In Candidate Totals**  
**April 1, 2025**

**City of Rock Island - Ward 1**

Tanya Roberts	157
---------------	-----

**City of Rock Island - Ward 7**

Glen Davis	48
------------	----

**Village of Andalusia - Trustee**

Gary N. Lueker	9
----------------	---

**Village of Oak Grove - President**

Michael Nowack	8
----------------	---

**Village of Oak Grove - Trustee 4 Year**

Fred Seynaeve	9
Kenneth Hoffman	8

**Village of Port Byron - Trustee**

Bruce A. Peterson	3
-------------------	---

**Canoe Creek Township - Road Commissioner**

Stephen Wachtel	0
-----------------	---

# ABSTRACT OF VOTES

COUNTY OF ROCK ISLAND

STATE OF ILLINOIS

We, the undersigned members of the canvassing board for Rock Island County do hereby certify that on April 17, 2025 we canvassed the returns for the election held on April 1, 2025, and do proclaim that a total of 19,679 voters requested and received ballots and we do further certify that the candidates received the number of votes herein recorded.

## Village of Rapids City

OFFICE		PARTY	CANDIDATE NAME	(Place a <b>■ ★ ■</b> next to the name(s) of candidate(s) elected)	TOTAL VOTES
President - 4 Year	Vote for: 1	Nonpartisan	Harold J. Mire Jr.		134 ★
Trustee - 4 Year	Vote for: 3	Nonpartisan	Carolyn A. Fowler		109 ★
	Vote for: 3	Nonpartisan	Kristy Polenske		109 ★
	Vote for: 3	Nonpartisan	Nicholas John Peschang		106 ★

We further certify that the above is a true and complete Abstract of Votes and was prepared in our presence on April 17, 2025.

Margaret Crounch  
(Member of Canvassing Board)

Kelly Shields  
(Member of Canvassing Board)

Karen Hammer  
(Member of Canvassing Board)

Consuelo Gonzalez  
(Member of Canvassing Board)

\_\_\_\_\_  
(Member of Canvassing Board)

\_\_\_\_\_  
(Member of Canvassing Board)

\_\_\_\_\_  
(Member of Canvassing Board)

\_\_\_\_\_  
(Member of Canvassing Board)

NOTE: "Each Election Authority shall immediately transmit a signed copy or original duplicate of its complete Abstract of Votes to each election authority having jurisdiction over any of the territory of the respective political subdivision and to the State Board of Elections..." 10 ILCS 5/22-18.

NUMBERED KEY CANVASS

ROCK ISLAND COUNTY, ILLINOIS

OFFICIAL RESULTS

RUN DATE:04/16/25 09:52 AM

2025 CONSOLIDATED ELECTION

APRIL 1, 2025

REPORT-EL52

PAGE 0039

WITH 2 OF 2 PRECINCTS REPORTING

VOTES PERCENT

VILLAGE OF RAPIDS CITY - PRESIDENT

(VOTE FOR) 1

01 = Harold J. Mire Jr.

134 100.00

-----  
01

-----  
0

0501 PORT BYRON

0601 HAMPTON 1

134

=====



NUMBERED KEY CANVASS

RUN DATE:04/16/25 09:52 AM

ROCK ISLAND COUNTY, ILLINOIS  
2025 CONSOLIDATED ELECTION  
APRIL 1, 2025

OFFICIAL RESULTS

REPORT-EL52 PAGE 0040

WITH 2 OF 2 PRECINCTS REPORTING

VILLAGE OF RAPIDS CITY - TRUSTEE  
(VOTE FOR) 3

01 = Carolyn A. Fowler  
02 = Kristy Polenske

VOTES PERCENT

109 33.64  
109 33.64

VOTES PERCENT

03 = Nicholas John Peschang

106 32.72

-----  
01 02 03  
-----

0501 PORT BYRON

0 0 0

0601 HAMPTON 1

109 109 106

=====

**ABSTRACT OF VOTES**

COUNTY OF ROCK ISLAND


STATE OF ILLINOIS


We, the undersigned members of the canvassing board for Rock Island County do hereby certify that on April 17, 2025 we canvassed the returns for the election held on April 1, 2025, and do proclaim that a total of 19,679 voters requested and received ballots and we do further certify that the candidates received the number of votes herein recorded.

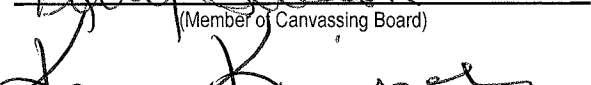
**Village of Reynolds**


OFFICE		PARTY	CANDIDATE NAME	(Place a "X" next to the name(s) of candidate(s) elected)	TOTAL VOTES
President - 4 Year	Vote for: 1	Citizens	No Candidate Filed		0
	Vote for: 1	Progressive	Joseph DeMarlie		97 
Clerk - 4 Year	Vote for: 1	Citizens	Shirley Roth		66 
	Vote for: 1	Progressive	Kelly W Madison		46
Trustee - 4 Year	Vote for: 3	Citizens	Christopher Rowe		80 
	Vote for: 3	Citizens	Richard Curry		37
	Vote for: 3	Citizens	James E. Bickle		53
	Vote for: 3	Progressive	Marcus Bolt		68 
	Vote for: 3	Progressive	Jennifer Ziemer		56 

We further certify that the above is a true and complete Abstract of Votes and was prepared in our presence on April 17, 2025.

  
 (Member of Canvassing Board)

  
 (Member of Canvassing Board)

  
 (Member of Canvassing Board)

  
 (Member of Canvassing Board)

\_\_\_\_\_  
 (Member of Canvassing Board)

\_\_\_\_\_  
 (Member of Canvassing Board)

\_\_\_\_\_  
 (Member of Canvassing Board)

\_\_\_\_\_  
 (Member of Canvassing Board)

NOTE: "Each Election Authority shall immediately transmit a signed copy or original duplicate of its complete Abstract of Votes to each election authority having jurisdiction over any of the territory of the respective political subdivision and to the State Board of Elections..." 10 ILCS 5/22-18.

NUMBERED KEY CANVASS

ROCK ISLAND COUNTY, ILLINOIS

OFFICIAL RESULTS

RUN DATE:04/16/25 09:52 AM

2025 CONSOLIDATED ELECTION

APRIL 1, 2025

REPORT-EL52

PAGE 0041

WITH 1 OF 1 PRECINCTS REPORTING

VOTES PERCENT

VILLAGE OF REYNOLDS - PRESIDENT

(VOTE FOR) 1

01 = No Candidate Filed (CIT)

02 = Joseph DeMarlie (PRO)

0

91 100.00

-----  
01 02

1502 EDGINGTON 2

-----  
0 91

=====

VILLAGE OF REYNOLDS - CLERK  
(VOTE FOR) 1  
01 = Shirley Roth (CIT)  
02 = Kelly W Madison (PRO)

VOTES PERCENT  
61 58.10  
44 41.90

-----	
01	02
-----	
61	44

1502 EDGINGTON 2

=====



Election Summary Report  
CONSOLIDATED ELECTION  
TUESDAY, APRIL 1, 2025  
MERCER COUNTY, ILLINOIS  
April 1, 2025 Consolidated Election  
FINAL RESULTS

Date: 4/16/2025  
Time: 1:15:57 PM CDT  
Page 4/18

Registered Voters 12,867 - Total Ballots 4,024 : 31.27% - Blank Ballots 1

24 of 24 Precincts Reporting 100.00%

NEW WINDSOR VILLAGE TRUSTEE-2-YEAR UNEXPIRED TERM

Number of Precincts	1	
Precincts Reporting	1	100.00%
Vote For 2		
Total Votes	91	
Tyler Whiting (PEP)	91	100.00%

SEATON VILLAGE PRESIDENT

Number of Precincts	1	
Precincts Reporting	1	100.00%
Total Votes	0	
No Candidate		

REYNOLDS VILLAGE PRESIDENT

Number of Precincts	2	
Precincts Reporting	2	100.00%
Vote For 1		
Total Votes	6	
No Candidate (CIT)		
Joseph DeMarlie (PEP)	6	100.00%

SEATON VILLAGE CLERK-2-YEAR UNEXPIRED TERM

Number of Precincts	1	
Precincts Reporting	1	100.00%
Total Votes	0	
No Candidate		

REYNOLDS VILLAGE CLERK

Number of Precincts	2	
Precincts Reporting	2	100.00%
Vote For 1		
Total Votes	7	
Shirley Roth (CIT)	5	71.43%
Kelly W. Madison (PRO)	2	28.57%

SEATON VILLAGE TRUSTEE-4YR TERM

Number of Precincts	1	
Precincts Reporting	1	100.00%
Total Votes	0	
No Candidate		

REYNOLDS VILLAGE TRUSTEE

Number of Precincts	2	
Precincts Reporting	2	100.00%
Vote For 3		
Total Votes	19	
Christopher Rowe (CIT)	5	26.32%
Richard Curry (CIT)	2	10.53%
James E. Bickle (CIT)	5	26.32%
Marcus Bolt (PRO)	3	15.79%
Jennifer Ziemer (PRO)	4	21.05%

SEATON VILLAGE TRUSTEE-2-YEAR UNEXPIRED TERM

Number of Precincts	1	
Precincts Reporting	1	100.00%
Total Votes	0	
No Candidate		

SHERRARD VILLAGE PRESIDENT

Number of Precincts	1	
Precincts Reporting	1	100.00%
Total Votes	0	
No Candidate		

# ABSTRACT OF VOTES

COUNTY OF ROCK ISLAND

STATE OF ILLINOIS


We, the undersigned members of the canvassing board for Rock Island County do hereby certify that on April 17, 2025 we canvassed the returns for the election held on April 1, 2025, and do proclaim that a total of 19,679 voters requested and received ballots and we do further certify that the candidates received the number of votes herein recorded.

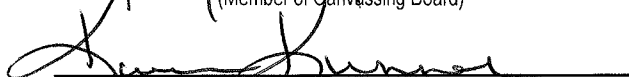
## City of Rock Island


OFFICE		PARTY	CANDIDATE NAME (Place a "X" next to the name(s) of candidate(s) elected)	TOTAL VOTES
Mayor - 4 Year	Vote for: 1	Nonpartisan	Michael Thoms	2708
	Vote for: 1	Nonpartisan	Ashley Harris	2863 <input checked="" type="checkbox"/>
Ald Ward 1 - 4 Year	Vote for: 1	Nonpartisan	Glen Evans	165 <input checked="" type="checkbox"/>
	Vote for: 1	Nonpartisan	Write-In (Tanya Roberts)	157
Ald Ward 3 - 4 Year	Vote for: 1	Nonpartisan	Linda Barnes	478 <input checked="" type="checkbox"/>
	Vote for: 1	Nonpartisan	Sarah Wright	242
	Vote for: 1	Nonpartisan	Mark A. Sikes	288
Ald Ward 5 - 4 Year	Vote for: 1	Nonpartisan	Laurie Figley	179
	Vote for: 1	Nonpartisan	Dylan Parker	433 <input checked="" type="checkbox"/>
Ald Ward 7 - 4 Year	Vote for: 1	Nonpartisan	William Healy	882 <input checked="" type="checkbox"/>
	Vote for: 1		Write-In (Glen Davis)	48

We further certify that the above is a true and complete Abstract of Votes and was prepared in our presence on April 17, 2025.

  
(Member of Canvassing Board)

  
(Member of Canvassing Board)

  
(Member of Canvassing Board)

  
(Member of Canvassing Board)

\_\_\_\_\_  
(Member of Canvassing Board)

\_\_\_\_\_  
(Member of Canvassing Board)

\_\_\_\_\_  
(Member of Canvassing Board)

\_\_\_\_\_  
(Member of Canvassing Board)

NOTE: "Each Election Authority shall immediately transmit a signed copy or original duplicate of its complete Abstract of Votes to each election authority having jurisdiction over any of the territory of the respective political subdivision and to the State Board of Elections..." 10 ILCS 5/22-18.

WITH 37 OF 37 PRECINCTS REPORTING

VOTES PERCENT

## CITY OF ROCK ISLAND - MAYOR

(VOTE FOR) 1

01 = Michael Thoms

02 = Ashley Harris

2,708 48.61

2,863 51.39

-----  
01 02  
-----

0708 SOUTH MOLINE 8	59	10
0805 MOLINE 5	11	4
0901 ROCK ISLAND 1	8	66
0902 ROCK ISLAND 2	11	43
0903 ROCK ISLAND 3	18	84
0904 ROCK ISLAND 4	6	21
0905 ROCK ISLAND 5	24	85
0906 ROCK ISLAND 6	70	75
0907 ROCK ISLAND 7	32	63
0908 ROCK ISLAND 8	39	57
0909 ROCK ISLAND 9	44	52
0910 ROCK ISLAND 10	90	132
0911 ROCK ISLAND 11	32	18
0912 ROCK ISLAND 12	26	44
0913 ROCK ISLAND 13	38	53
0914 ROCK ISLAND 14	31	39
0915 ROCK ISLAND 15	74	90
1001 SOUTH ROCK ISLAND 1	36	69
1002 SOUTH ROCK ISLAND 2	37	83
1003 SOUTH ROCK ISLAND 3	151	134
1004 SOUTH ROCK ISLAND 4	129	140
1005 SOUTH ROCK ISLAND 5	106	158
1006 SOUTH ROCK ISLAND 6	155	127
1007 SOUTH ROCK ISLAND 7	99	97
1008 SOUTH ROCK ISLAND 8	157	128
1009 SOUTH ROCK ISLAND 9	65	78
1010 SOUTH ROCK ISLAND 10	109	120
1011 SOUTH ROCK ISLAND 11	163	124
1012 SOUTH ROCK ISLAND 12	230	143
1013 SOUTH ROCK ISLAND 13	166	140
1014 SOUTH ROCK ISLAND 14	206	109
1015 SOUTH ROCK ISLAND 15	31	83
1016 SOUTH ROCK ISLAND 16	29	31
1101 BLACKHAWK 1	5	14
1103 BLACKHAWK 3	12	27
1104 BLACKHAWK 4	95	50
1107 BLACKHAWK 7	114	72

=====



WITH 6 OF 6 PRECINCTS REPORTING

VOTES PERCENT

CITY OF ROCK ISLAND - WARD 1

(VOTE FOR) 1

01 = Glen Evans

02 = WRITE-IN

165 49.25

170 50.75

-----  
01 02  
-----

0901 ROCK ISLAND 1

27 30

0902 ROCK ISLAND 2

30 22

0903 ROCK ISLAND 3

39 51

0904 ROCK ISLAND 4

17 7

0905 ROCK ISLAND 5

45 51

0906 ROCK ISLAND 6

7 9

=====

**Official Election Results**  
**Valid Write-In Candidate Totals**  
**April 1, 2025**

**City of Rock Island - Ward 1**

Tanya Roberts	157
---------------	-----

**City of Rock Island - Ward 7**

Glen Davis	48
------------	----

**Village of Andalusia - Trustee**

Gary N. Lueker	9
----------------	---

**Village of Oak Grove - President**

Michael Nowack	8
----------------	---

**Village of Oak Grove - Trustee 4 Year**

Fred Seynaeve	9
---------------	---

Kenneth Hoffman	8
-----------------	---

**Village of Port Byron - Trustee**

Bruce A. Peterson	3
-------------------	---

**Canoe Creek Township - Road Commissioner**

Stephen Wachtel	0
-----------------	---

WITH 5 OF 5 PRECINCTS REPORTING

CITY OF ROCK ISLAND - WARD 3  
(VOTE FOR) 1  
01 = Linda Barnes  
02 = Sarah Wright

VOTES	PERCENT		VOTES	PERCENT
478	47.42			
242	24.01	03 = Mark A. Sikes	288	28.57

	01	02	03
1002 SOUTH ROCK ISLAND 2	68	25	18
1003 SOUTH ROCK ISLAND 3	152	56	58
1004 SOUTH ROCK ISLAND 4	143	41	70
1014 SOUTH ROCK ISLAND 14	77	104	125
1015 SOUTH ROCK ISLAND 15	38	16	17

=====

NUMBERED KEY CANVASS

RUN DATE:04/16/25 09:52 AM

ROCK ISLAND COUNTY, ILLINOIS

2025 CONSOLIDATED ELECTION

APRIL 1, 2025

OFFICIAL RESULTS

REPORT-EL52

PAGE 0047

WITH 5 OF 5 PRECINCTS REPORTING

VOTES PERCENT

CITY OF ROCK ISLAND - WARD 5

(VOTE FOR) 1

01 = Laurie Figley

02 = Dylan Parker

179 29.25

433 70.75

-----  
01 02

-----

0906 ROCK ISLAND 6

41 79

0907 ROCK ISLAND 7

27 64

0908 ROCK ISLAND 8

16 77

0909 ROCK ISLAND 9

30 61

0910 ROCK ISLAND 10

65 152

=====

RUN DATE:04/16/25 09:52 AM

WITH 7 OF 7 PRECINCTS REPORTING

CITY OF ROCK ISLAND - WARD 7  
(VOTE FOR) 1  
01 = William Healy  
02 = WRITE-IN

VOTES PERCENT  
882 92.45  
72 7.55

	-----	
	01	02
	-----	
0708 SOUTH MOLINE 8	52	2
0805 MOLINE 5	11	2
0915 ROCK ISLAND 15	82	8
1009 SOUTH ROCK ISLAND 9	102	11
1010 SOUTH ROCK ISLAND 10	147	33
1011 SOUTH ROCK ISLAND 11	204	10
1012 SOUTH ROCK ISLAND 12	284	6

=====

**Official Election Results**  
**Valid Write-In Candidate Totals**  
**April 1, 2025**

**City of Rock Island - Ward 1**

Tanya Roberts	157
---------------	-----

**City of Rock Island - Ward 7**

Glen Davis	48
------------	----

**Village of Andalusia - Trustee**

Gary N. Lueker	9
----------------	---

**Village of Oak Grove - President**

Michael Nowack	8
----------------	---

**Village of Oak Grove - Trustee 4 Year**

Fred Seynaeve	9
Kenneth Hoffman	8

**Village of Port Byron - Trustee**

Bruce A. Peterson	3
-------------------	---

**Canoe Creek Township - Road Commissioner**

Stephen Wachtel	0
-----------------	---

# ABSTRACT OF VOTES

COUNTY OF ROCK ISLAND


STATE OF ILLINOIS

We, the undersigned members of the canvassing board for Rock Island County do hereby certify that on April 17, 2025 we canvassed the returns for the election held on April 1, 2025, and do proclaim that a total of 19,679 voters requested and received ballots and we do further certify that the candidates received the number of votes herein recorded.


## City of Silvis

OFFICE		PARTY	CANDIDATE NAME	(Place a "X" next to the name(s) of candidate(s) elected)	TOTAL VOTES
Mayor - 4 Year	Vote for: 1	Democratic	Robert Cervantes		628 X
Clerk - 4 Year	Vote for: 1	Democratic	Amy Malmstrom		633 X
Treasurer - 4 Year	Vote for: 1	Democratic	No Candidate Filed		0
Ald Ward 1 - 4 Year	Vote for: 1	Democratic	Chad J. Vroman		115 X
Ald Ward 2 - 4 Year	Vote for: 1	Democratic	No Candidate Filed		0
	Vote for: 1	Indep. Cand.	Doug Greer		144 X
Ald Ward 3 - 4 Year	Vote for: 1	Democratic	No Candidate Filed		0
Ald Ward 4 - 4 Year	Vote for: 1	Democratic	Christine Winters		196 X


We further certify that the above is a true and complete Abstract of Votes and was prepared in our presence on April 17, 2025.




(Member of Canvassing Board)



(Member of Canvassing Board)



(Member of Canvassing Board)



(Member of Canvassing Board)

\_\_\_\_\_  
(Member of Canvassing Board)

\_\_\_\_\_  
(Member of Canvassing Board)

\_\_\_\_\_  
(Member of Canvassing Board)

\_\_\_\_\_  
(Member of Canvassing Board)

NOTE: "Each Election Authority shall immediately transmit a signed copy or original duplicate of its complete Abstract of Votes to each election authority having jurisdiction over any of the territory of the respective political subdivision and to the State Board of Elections..." 10 ILCS 5/22-18.

NUMBERED KEY CANVASS

RUN DATE:04/16/25 09:52 AM

ROCK ISLAND COUNTY, ILLINOIS

2025 CONSOLIDATED ELECTION

APRIL 1, 2025

OFFICIAL RESULTS

REPORT-EL52

PAGE 0049

WITH 7 OF 7 PRECINCTS REPORTING

VOTES PERCENT

CITY OF SILVIS - MAYOR

(VOTE FOR) 1

01 = Robert Cervantes (DEM)

628 100.00

-----  
01  
-----

0605 HAMPTON 5	127
0606 HAMPTON 6	57
0610 HAMPTON 10	115
0611 HAMPTON 11	70
0614 HAMPTON 14	142
0615 HAMPTON 15	109
0616 HAMPTON 16	8

=====



NUMBERED KEY CANVASS

RUN DATE:04/16/25 09:52 AM

ROCK ISLAND COUNTY, ILLINOIS

2025 CONSOLIDATED ELECTION

APRIL 1, 2025

OFFICIAL RESULTS

REPORT-EL52

PAGE 0050

WITH 7 OF 7 PRECINCTS REPORTING

VOTES PERCENT

CITY OF SILVIS - CLERK

(VOTE FOR) 1

01 = Amy Malmstrom (DEM)

633 100.00

-----  
01

-----  
0605 HAMPTON 5 123  
0606 HAMPTON 6 57  
0610 HAMPTON 10 111  
0611 HAMPTON 11 71  
0614 HAMPTON 14 148  
0615 HAMPTON 15 115  
0616 HAMPTON 16 8  
=====

NUMBERED KEY CANVASS

RUN DATE:04/16/25 09:52 AM

ROCK ISLAND COUNTY, ILLINOIS  
2025 CONSOLIDATED ELECTION  
APRIL 1, 2025

OFFICIAL RESULTS

REPORT-EL52

PAGE 0051

WITH 7 OF 7 PRECINCTS REPORTING

VOTES PERCENT

CITY OF SILVIS - TREASURER

(VOTE FOR) 1

01 = No Candidate Filed (DEM)

0

-----  
01  
-----

0605 HAMPTON 5	0
0606 HAMPTON 6	0
0610 HAMPTON 10	0
0611 HAMPTON 11	0
0614 HAMPTON 14	0
0615 HAMPTON 15	0
0616 HAMPTON 16	0

=====

NUMBERED KEY CANVASS

RUN DATE:04/16/25 09:52 AM

ROCK ISLAND COUNTY, ILLINOIS

2025 CONSOLIDATED ELECTION

APRIL 1, 2025

OFFICIAL RESULTS

REPORT-EL52

PAGE 0052

WITH 2 OF 2 PRECINCTS REPORTING

VOTES PERCENT

CITY OF SILVIS - WARD 1

(VOTE FOR) 1

01 = Chad J. Vroman (DEM)

115 100.00

-----  
01

-----

0611 HAMPTON 11

52

0614 HAMPTON 14

63

=====

NUMBERED KEY CANVASS

RUN DATE:04/16/25 09:52 AM

ROCK ISLAND COUNTY, ILLINOIS

2025 CONSOLIDATED ELECTION

APRIL 1, 2025

OFFICIAL RESULTS

REPORT-EL52

PAGE 0053

WITH 5 OF 5 PRECINCTS REPORTING

VOTES PERCENT

CITY OF SILVIS - WARD 2

(VOTE FOR) 1

01 = No Candidate Filed (DEM)

02 = Doug Greer (INC)

0

144 100.00

-----  
01 02

-----

0605 HAMPTON 5

0 29

0606 HAMPTON 6

0 16

0611 HAMPTON 11

0 16

0614 HAMPTON 14

0 63

0615 HAMPTON 15

0 20

=====

NUMBERED KEY CANVASS

RUN DATE:04/16/25 09:52 AM

ROCK ISLAND COUNTY, ILLINOIS

2025 CONSOLIDATED ELECTION

APRIL 1, 2025

OFFICIAL RESULTS

REPORT-EL52

PAGE 0054

WITH 4 OF 4 PRECINCTS REPORTING

VOTES PERCENT

CITY OF SILVIS - WARD 3

(VOTE FOR) 1

01 = No Candidate Filed (DEM)

0

-----  
01

-----  
0606 HAMPTON 6 0  
0610 HAMPTON 10 0  
0615 HAMPTON 15 0  
0616 HAMPTON 16 0

=====

NUMBERED KEY CANVASS

RUN DATE:04/16/25 09:52 AM

ROCK ISLAND COUNTY, ILLINOIS

2025 CONSOLIDATED ELECTION

APRIL 1, 2025

OFFICIAL RESULTS

REPORT-EL52

PAGE 0055

WITH 5 OF 5 PRECINCTS REPORTING

VOTES PERCENT

CITY OF SILVIS - WARD 4

(VOTE FOR) 1

01 = Christine Winters (DEM)

196 100.00

-----  
01

-----  
94

0605 HAMPTON 5

0610 HAMPTON 10

0614 HAMPTON 14

0615 HAMPTON 15

0616 HAMPTON 16

84

11

7

0

=====

**ABSTRACT OF VOTES**

COUNTY OF ROCK ISLAND

STATE OF ILLINOIS

We, the undersigned members of the canvassing board for Rock Island County do hereby certify that on April 17, 2025 we canvassed the returns for the election held on April 1, 2025, and do proclaim that a total of 19,679 voters requested and received ballots and we do further certify that the candidates received the number of votes herein recorded.

**Andalusia Township**

OFFICE		PARTY	CANDIDATE NAME	(Place a ✖ next to the name(s) of candidate(s) elected)	TOTAL VOTES
Supervisor - 4 Year	Vote for: 1	Democratic	Jay E. Bohnsack		303 ✖
	Vote for: 1	Republican	James M. Oliver, Jr.		229
Clerk - 4 Year	Vote for: 1	Democratic	Herbert F. Schultz, Jr.		290 ✖
	Vote for: 1	Republican	Melissa Leuker		243
Assessor - 4 Year	Vote for: 1	Democratic	No Candidate Filed		0
	Vote for: 1	Republican	Stacie Young		350 ✖
Rd Comm - 4 Year	Vote for: 1	Democratic	Rusty L. Brown		415 ✖
	Vote for: 1	Republican	No Candidate Filed		0
Trustee - 4 Year	Vote for: 4	Democratic	Joyce L. Bohnsack		286 ✖
	Vote for: 4	Democratic	Lavona I. Crawford		261 ✖
	Vote for: 4	Democratic	Chris Elliott		270 ✖
	Vote for: 4	Democratic	Todd Griffin		259
	Vote for: 4	Republican	Kelly Ruggles		262 ✖
	Vote for: 4	Republican	Annette "Annie" Parchert		242
	Vote for: 4	Republican	Jacob Peiper		202
	Vote for: 4	Republican	Matthew Bowman		236

We further certify that the above is a true and complete Abstract of Votes and was prepared in our presence on April 17, 2025.

Margaret Crouch  
(Member of Canvassing Board)

Billy Shields  
(Member of Canvassing Board)

Ben Kummer  
(Member of Canvassing Board)

Conrad Spulaski  
(Member of Canvassing Board)

\_\_\_\_\_  
(Member of Canvassing Board)

\_\_\_\_\_  
(Member of Canvassing Board)

\_\_\_\_\_  
(Member of Canvassing Board)

\_\_\_\_\_  
(Member of Canvassing Board)

NOTE: "Each Election Authority shall immediately transmit a signed copy or original duplicate of its complete Abstract of Votes to each election authority having jurisdiction over any of the territory of the respective political subdivision and to the State Board of Elections..." 10 ILCS 5/22-18.

NUMBERED KEY CANVASS

ROCK ISLAND COUNTY, ILLINOIS

OFFICIAL RESULTS

RUN DATE:04/16/25 09:52 AM

2025 CONSOLIDATED ELECTION

APRIL 1, 2025

REPORT-EL52

PAGE 0056

WITH 1 OF 1 PRECINCTS REPORTING

VOTES PERCENT

ANDALUSIA TOWNSHIP - SUPERVISOR

(VOTE FOR) 1

01 = Jay E. Bohnsack (DEM)

02 = James M. Oliver, Jr. (REP)

303 56.95

229 43.05

-----  
01 02

1601 ANDALUSIA

-----  
303 229  
=====



NUMBERED KEY CANVASS

RUN DATE:04/16/25 09:52 AM

ROCK ISLAND COUNTY, ILLINOIS  
2025 CONSOLIDATED ELECTION  
APRIL 1, 2025

OFFICIAL RESULTS

REPORT-EL52

PAGE 0057

WITH 1 OF 1 PRECINCTS REPORTING

VOTES PERCENT

ANDALUSIA TOWNSHIP - CLERK

(VOTE FOR) 1

01 = Herbert F. Schultz, Jr. (DEM)

02 = Melissa Leuker (REP)

290 54.41

243 45.59

-----  
01 02

-----  
290 243

1601 ANDALUSIA

=====

NUMBERED KEY CANVASS

ROCK ISLAND COUNTY, ILLINOIS

OFFICIAL RESULTS

RUN DATE:04/16/25 09:52 AM

2025 CONSOLIDATED ELECTION

APRIL 1, 2025

REPORT-EL52

PAGE 0058

WITH 1 OF 1 PRECINCTS REPORTING

VOTES PERCENT

ANDALUSIA TOWNSHIP - ASSESSOR

(VOTE FOR) 1

01 = No Candidate Filed (DEM)

02 = Stacie Young (REP)

0

350 100.00

-----  
01 02

-----  
0 350

1601 ANDALUSIA

=====

NUMBERED KEY CANVASS

ROCK ISLAND COUNTY, ILLINOIS  
2025 CONSOLIDATED ELECTION  
APRIL 1, 2025

OFFICIAL RESULTS

RUN DATE:04/16/25 09:52 AM

REPORT-EL52

PAGE 0059

WITH 1 OF 1 PRECINCTS REPORTING

VOTES PERCENT

ANDALUSIA TOWNSHIP - ROAD COMMISSIONER

(VOTE FOR) 1

01 = Rusty L. Brown (DEM)

02 = No Candidate Filed (REP)

415 100.00

0

-----  
01 02  
-----

1601 ANDALUSIA

415 0  
=====

NUMBERED KEY CANVASS

ROCK ISLAND COUNTY, ILLINOIS

OFFICIAL RESULTS

RUN DATE:04/16/25 09:52 AM

2025 CONSOLIDATED ELECTION

APRIL 1, 2025

REPORT-EL52

PAGE 0060

WITH 1 OF 1 PRECINCTS REPORTING

ANDALUSIA TOWNSHIP - TRUSTEE

VOTES PERCENT

VOTES PERCENT

(VOTE FOR) 4

01 = Joyce L. Bohnsack (DEM)  
02 = Lavona I. Crawford (DEM)  
03 = Chris Elliott (DEM)  
04 = Todd Griffin (DEM)

286 14.17  
261 12.93  
270 13.38  
259 12.83

05 = Kelly Ruggles (REP)  
06 = Annette "Annie" Parchert (REP)  
07 = Jacob Peiper (REP)  
08 = Matthew Bowman (REP)

262 12.98  
242 11.99  
202 10.01  
236 11.69

-----							
01	02	03	04	05	06	07	08
-----							
286	261	270	259	262	242	202	236

1601 ANDALUSIA

=====

# ABSTRACT OF VOTES

COUNTY OF ROCK ISLAND

STATE OF ILLINOIS


We, the undersigned members of the canvassing board for Rock Island County do hereby certify that on April 17, 2025 we canvassed the returns for the election held on April 1, 2025, and do proclaim that a total of 19,679 voters requested and received ballots and we do further certify that the candidates received the number of votes herein recorded.

## Blackhawk Township


OFFICE		PARTY	CANDIDATE NAME	(Place a <b>✱</b> next to the name(s) of candidate(s) elected)	TOTAL VOTES
Supervisor - 4 Year	Vote for: 1	Democratic	Charles "Chuck" Layer		1314 ✱
	Vote for: 1	Republican	No Candidate Filed		0
Clerk - 4 Year	Vote for: 1	Democratic	Karen L Wilson		1274 ✱
	Vote for: 1	Republican	No Candidate Filed		0
MTA BH/Rural - 4 Year	Vote for: 1	Democratic	Winna Pannell		1449 ✱
	Vote for: 1	Republican	No Candidate Filed		0
Rd Comm - 4 Year	Vote for: 1	Democratic	Richard "Rick" Thompson		1249 ✱
	Vote for: 1	Republican	No Candidate Filed		0
Trustee - 4 Year	Vote for: 4	Democratic	Paul Putnam		1045 ✱
	Vote for: 4	Democratic	Randy Wlaskolich		989 ✱
	Vote for: 4	Democratic	Preston Zawada		1021 ✱
	Vote for: 4	Democratic	Melinda "Mindy" Clark		1100 ✱
	Vote for: 4	Republican	No Candidate Filed		0

We further certify that the above is a true and complete Abstract of Votes and was prepared in our presence on April 17, 2025.

  
 (Member of Canvassing Board)

  
 (Member of Canvassing Board)

  
 (Member of Canvassing Board)

  
 (Member of Canvassing Board)

\_\_\_\_\_  
 (Member of Canvassing Board)

\_\_\_\_\_  
 (Member of Canvassing Board)

\_\_\_\_\_  
 (Member of Canvassing Board)

\_\_\_\_\_  
 (Member of Canvassing Board)

NOTE: "Each Election Authority shall immediately transmit a signed copy or original duplicate of its complete Abstract of Votes to each election authority having jurisdiction over any of the territory of the respective political subdivision and to the State Board of Elections..." 10 ILCS 5/22-18.

NUMBERED KEY CANVASS

RUN DATE:04/16/25 09:52 AM

ROCK ISLAND COUNTY, ILLINOIS

2025 CONSOLIDATED ELECTION

APRIL 1, 2025

OFFICIAL RESULTS

REPORT-EL52

PAGE 0061

WITH 7 OF 7 PRECINCTS REPORTING

VOTES PERCENT

BLACKHAWK TOWNSHIP - SUPERVISOR

(VOTE FOR) 1

01 = Charles "Chuck" Layer (DEM)

02 = No Candidate Filed (REP)

1,314 100.00

0

-----  
01 02  
-----

1101 BLACKHAWK 1

119 0

1102 BLACKHAWK 2

125 0

1103 BLACKHAWK 3

376 0

1104 BLACKHAWK 4

179 0

1105 BLACKHAWK 5

80 0

1106 BLACKHAWK 6

185 0

1107 BLACKHAWK 7

250 0  
=====

NUMBERED KEY CANVASS

RUN DATE:04/16/25 09:52 AM

ROCK ISLAND COUNTY, ILLINOIS  
2025 CONSOLIDATED ELECTION  
APRIL 1, 2025

OFFICIAL RESULTS

REPORT-EL52

PAGE 0062

WITH 7 OF 7 PRECINCTS REPORTING

VOTES PERCENT

BLACKHAWK TOWNSHIP - CLERK

(VOTE FOR) 1

01 = Karen L. Wilson (DEM)

02 = No Candidate Filed (REP)

1,274 100.00  
0

-----  
01 02  
-----

1101 BLACKHAWK 1	113	0
1102 BLACKHAWK 2	123	0
1103 BLACKHAWK 3	367	0
1104 BLACKHAWK 4	169	0
1105 BLACKHAWK 5	79	0
1106 BLACKHAWK 6	182	0
1107 BLACKHAWK 7	241	0

=====

NUMBERED KEY CANVASS

ROCK ISLAND COUNTY, ILLINOIS  
2025 CONSOLIDATED ELECTION  
APRIL 1, 2025

OFFICIAL RESULTS

RUN DATE:04/16/25 09:52 AM

REPORT-EL52

PAGE 0134

WITH 8 OF 8 PRECINCTS REPORTING

VOTES PERCENT

MTA BLACKHAWK/RURAL

(VOTE FOR) 1

01 = Winna Pannell (DEM)

1,449 100.00

02 = No Candidate Filed (REP)

0

-----  
01 02  
-----

1101 BLACKHAWK 1	109	0
1102 BLACKHAWK 2	124	0
1103 BLACKHAWK 3	370	0
1104 BLACKHAWK 4	168	0
1105 BLACKHAWK 5	76	0
1106 BLACKHAWK 6	171	0
1107 BLACKHAWK 7	243	0
1301 RURAL	188	0

=====



WITH 7 OF 7 PRECINCTS REPORTING

VOTES PERCENT

BLACKHAWK TOWNSHIP - ROAD COMMISSIONER  
(VOTE FOR) 1  
01 = Richard "Rick" Thompson (DEM)  
02 = No Candidate Filed (REP)

1,249 100.00  
0

	-----	
	01	02
	-----	
1101 BLACKHAWK 1	113	0
1102 BLACKHAWK 2	121	0
1103 BLACKHAWK 3	359	0
1104 BLACKHAWK 4	167	0
1105 BLACKHAWK 5	79	0
1106 BLACKHAWK 6	170	0
1107 BLACKHAWK 7	240	0

=====

NUMBERED KEY CANVASS

RUN DATE:04/16/25 09:52 AM

ROCK ISLAND COUNTY, ILLINOIS  
2025 CONSOLIDATED ELECTION  
APRIL 1, 2025

OFFICIAL RESULTS

REPORT-EL52

PAGE 0064

WITH 7 OF 7 PRECINCTS REPORTING

BLACKHAWK TOWNSHIP - TRUSTEE

(VOTE FOR) 4

01 = Paul Putnam (DEM)

02 = Randy Wlaskolich (DEM)

03 = Preston Zawada (DEM)

VOTES PERCENT

1,045 25.15

989 23.80

1,021 24.57

04 = Melinda "Mindy" Clark (DEM)

05 = No Candidate Filed (REP)

VOTES PERCENT

1,100 26.47

0

	01	02	03	04	05
1101 BLACKHAWK 1	94	99	94	99	0
1102 BLACKHAWK 2	93	86	89	104	0
1103 BLACKHAWK 3	312	289	306	325	0
1104 BLACKHAWK 4	142	132	146	154	0
1105 BLACKHAWK 5	62	56	60	60	0
1106 BLACKHAWK 6	146	139	133	144	0
1107 BLACKHAWK 7	196	188	193	214	0

# ABSTRACT OF VOTES

COUNTY OF ROCK ISLAND

STATE OF ILLINOIS

We, the undersigned members of the canvassing board for Rock Island County do hereby certify that on April 17, 2025 we canvassed the returns for the election held on April 1, 2025, and do proclaim that a total of 19,679 voters requested and received ballots and we do further certify that the candidates received the number of votes herein recorded.

## Bowling Township

OFFICE		PARTY	CANDIDATE NAME	(Place a "X" next to the name(s) of candidate(s) elected)	TOTAL VOTES
Supervisor - 4 Year	Vote for: 1	Democratic	Jill Craver		659 <input checked="" type="checkbox"/>
	Vote for: 1	Republican	No Candidate Filed		0
Clerk - 4 Year	Vote for: 1	Democratic	Tracy Waterman		663 <input checked="" type="checkbox"/>
	Vote for: 1	Republican	No Candidate Filed		0
Assessor - 4 Year	Vote for: 1	Democratic	No Candidate Filed		0
	Vote for: 1	Republican	No Candidate Filed		0
Rd Comm - 4 Year	Vote for: 1	Democratic	Quintin Waterman		461 <input checked="" type="checkbox"/>
	Vote for: 1	Republican	No Candidate Filed		0
	Vote for: 1	Indep. Cand.	Andy Dekeyrel		405
Trustee - 4 Year	Vote for: 4	Democratic	Jeff Garrett		480 <input checked="" type="checkbox"/>
	Vote for: 4	Democratic	Paul Lindburg		433 <input checked="" type="checkbox"/>
	Vote for: 4	Democratic	Wayne Blumhoff		401
	Vote for: 4	Democratic	Jeremy Rogers		402 <input checked="" type="checkbox"/>
	Vote for: 4	Republican	Amy O'Neal		472 <input checked="" type="checkbox"/>

We further certify that the above is a true and complete Abstract of Votes and was prepared in our presence on April 17, 2025.

Margaret Cronch  
(Member of Canvassing Board)

Kelly Shields  
(Member of Canvassing Board)

Ken Krueger  
(Member of Canvassing Board)

Consuelo Aguilar  
(Member of Canvassing Board)

\_\_\_\_\_  
(Member of Canvassing Board)

\_\_\_\_\_  
(Member of Canvassing Board)

\_\_\_\_\_  
(Member of Canvassing Board)

\_\_\_\_\_  
(Member of Canvassing Board)

NOTE: "Each Election Authority shall immediately transmit a signed copy or original duplicate of its complete Abstract of Votes to each election authority having jurisdiction over any of the territory of the respective political subdivision and to the State Board of Elections..." 10 ILCS 5/22-18.

NUMBERED KEY CANVASS

ROCK ISLAND COUNTY, ILLINOIS

OFFICIAL RESULTS

RUN DATE:04/16/25 09:52 AM

2025 CONSOLIDATED ELECTION

APRIL 1, 2025

REPORT-EL52

PAGE 0065

WITH 2 OF 2 PRECINCTS REPORTING

VOTES PERCENT

BOWLING TOWNSHIP - SUPERVISOR

(VOTE FOR) 1

01 = Jill Craver (DEM)

02 = No Candidate Filed (REP)

659 100.00

0

-----  
01 02

1401 BOWLING 1

-----  
379 0

1402 BOWLING 2

280 0  
=====

NUMBERED KEY CANVASS

RUN DATE:04/16/25 09:52 AM

ROCK ISLAND COUNTY, ILLINOIS

2025 CONSOLIDATED ELECTION

APRIL 1, 2025

OFFICIAL RESULTS

REPORT-EL52

PAGE 0066

WITH 2 OF 2 PRECINCTS REPORTING

VOTES PERCENT

BOWLING TOWNSHIP - CLERK

(VOTE FOR) 1

01 = Tracy Waterman (DEM)

02 = No Candidate Filed (REP)

663 100.00

0

-----  
01 02

-----  
1401 BOWLING 1 365 0  
1402 BOWLING 2 298 0

=====

NUMBERED KEY CANVASS

ROCK ISLAND COUNTY, ILLINOIS

OFFICIAL RESULTS

RUN DATE:04/16/25 09:52 AM

2025 CONSOLIDATED ELECTION

APRIL 1, 2025

REPORT-EL52

PAGE 0067

WITH 2 OF 2 PRECINCTS REPORTING

VOTES PERCENT

BOWLING TOWNSHIP - ASSESSOR

(VOTE FOR) 1

01 = No Candidate Filed (DEM)

0

02 = No Candidate Filed (REP)

0

-----  
01 02

-----  
0 0

1401 BOWLING 1

1402 BOWLING 2

0 0

=====

NUMBERED KEY CANVASS

ROCK ISLAND COUNTY, ILLINOIS

OFFICIAL RESULTS

RUN DATE:04/16/25 09:52 AM

2025 CONSOLIDATED ELECTION

APRIL 1, 2025

REPORT-EL52

PAGE 0068

WITH 2 OF 2 PRECINCTS REPORTING

VOTES PERCENT

VOTES PERCENT

BOWLING TOWNSHIP - ROAD COMMISSIONER

(VOTE FOR) 1

01 = Quintin Waterman (DEM)

461 53.23

02 = No Candidate Filed (REP)

0

03 = Andy DeKeyre1 (INC)

405 46.77

-----  
01 02 03  
-----

1401 BOWLING 1

204 0 297

1402 BOWLING 2

257 0 108

=====

NUMBERED KEY CANVASS

RUN DATE:04/16/25 09:52 AM

ROCK ISLAND COUNTY, ILLINOIS  
2025 CONSOLIDATED ELECTION  
APRIL 1, 2025

OFFICIAL RESULTS

REPORT-EL52 PAGE 0069

WITH 2 OF 2 PRECINCTS REPORTING

BOWLING TOWNSHIP - TRUSTEE  
(VOTE FOR) 4

01 = Jeff Garrett (DEM)  
02 = Paul Lindburg (DEM)  
03 = Wayne Blumhoff (DEM)

VOTES PERCENT

480 21.94  
433 19.79  
401 18.33

04 = Jeremy Rogers (DEM)  
05 = Amy O'Neal (REP)

VOTES PERCENT

402 18.37  
472 21.57

	01	02	03	04	05
1401 BOWLING 1	281	256	214	238	273
1402 BOWLING 2	199	177	187	164	199



# ABSTRACT OF VOTES

COUNTY OF ROCK ISLAND





STATE OF ILLINOIS

We, the undersigned members of the canvassing board for Rock Island County do hereby certify that on April 17, 2025 we canvassed the returns for the election held on April 1, 2025, and do proclaim that a total of 19,679 voters requested and received ballots and we do further certify that the candidates received the number of votes herein recorded.

## Buffalo Prairie Township

OFFICE		PARTY	CANDIDATE NAME	(Place a ✱ next to the name(s) of candidate(s) elected)	TOTAL VOTES
Supervisor - 4 Year	Vote for: 1	Republican	Alan Parchert		97 ✱
	Vote for: 1	Democratic	No Candidate Filed		0
Clerk - 4 Year	Vote for: 1	Republican	Lance Whitney		96 ✱
	Vote for: 1	Democratic	No Candidate Filed		0
MTA Bu Pr/Drury Assessor-4Year	Vote for: 1	Republican	No Candidate Filed		0
	Vote for: 1	Democratic	No Candidate Filed		0
Rd Comm - 4 Year	Vote for: 1	Republican	Roger DeKeyrel		101 ✱
	Vote for: 1	Democratic	No Candidate Filed		0
Trustee - 4 Year	Vote for: 4	Republican	Rusty Morehead		85 ✱
	Vote for: 4	Republican	Brad C Blaser		84 ✱
	Vote for: 4	Republican	Gary Blanchard		75 ✱
	Vote for: 4	Democratic	No Candidate Filed		0
	Vote for: 4	Indep. Cand.	James B Anderson		77 ✱

We further certify that the above is a true and complete Abstract of Votes and was prepared in our presence on April 17, 2025.

  
 (Member of Canvassing Board)  
  
 (Member of Canvassing Board)  
  
 (Member of Canvassing Board)  
  
 (Member of Canvassing Board)

\_\_\_\_\_  
 (Member of Canvassing Board)  
 \_\_\_\_\_  
 (Member of Canvassing Board)  
 \_\_\_\_\_  
 (Member of Canvassing Board)  
 \_\_\_\_\_  
 (Member of Canvassing Board)

NOTE: "Each Election Authority shall immediately transmit a signed copy or original duplicate of its complete Abstract of Votes to each election authority having jurisdiction over any of the territory of the respective political subdivision and to the State Board of Elections..." 10 ILCS 5/22-18.

NUMBERED KEY CANVASS

ROCK ISLAND COUNTY, ILLINOIS

OFFICIAL RESULTS

RUN DATE:04/16/25 09:52 AM

2025 CONSOLIDATED ELECTION

APRIL 1, 2025

REPORT-EL52

PAGE 0070

WITH 1 OF 1 PRECINCTS REPORTING

VOTES PERCENT

BUFFALO PRAIRIE - SUPERVISOR

(VOTE FOR) 1

01 = Alan Parchert (REP)

02 = No Candidate Filed (DEM)

97 100.00

0

-----  
01 02

1701 BUFFALO PRAIRIE

-----  
97 0

=====

NUMBERED KEY CANVASS

ROCK ISLAND COUNTY, ILLINOIS

OFFICIAL RESULTS

RUN DATE:04/16/25 09:52 AM

2025 CONSOLIDATED ELECTION

APRIL 1, 2025

REPORT-EL52

PAGE 0071

WITH 1 OF 1 PRECINCTS REPORTING

VOTES PERCENT

BUFFALO PRAIRIE - CLERK

(VOTE FOR) 1

01 = Lance Whitney (REP)

96 100.00

02 = No Candidate Filed (DEM)

0

-----  
01 02

-----  
96 0

1701 BUFFALO PRAIRIE

=====

NUMBERED KEY CANVASS

ROCK ISLAND COUNTY, ILLINOIS

OFFICIAL RESULTS

RUN DATE:04/16/25 09:47 AM

2025 CONSOLIDATED ELECTION

APRIL 1, 2025

REPORT-EL52

PAGE 0135

WITH 2 OF 2 PRECINCTS REPORTING

VOTES PERCENT

MTA BUFFALO PRAIRIE/DRURY

(VOTE FOR) 1

01 = No Candidate Filed (REP)

02 = No Candidate Filed (DEM)

0

0

-----  
01 02  
-----

1701 BUFFALO PRAIRIE

0 0

1801 DRURY

0 0  
=====

NUMBERED KEY CANVASS

RUN DATE:04/16/25 09:52 AM

ROCK ISLAND COUNTY, ILLINOIS  
2025 CONSOLIDATED ELECTION  
APRIL 1, 2025

OFFICIAL RESULTS

REPORT-EL52

PAGE 0072

WITH 1 OF 1 PRECINCTS REPORTING

VOTES PERCENT

BUFFALO PRAIRIE - ROAD COMMISSIONER

(VOTE FOR) 1

01 = Roger DeKeyre1 (REP)

101 100.00

02 = No Candidate Filed (DEM)

0

-----  
01 02  
-----

1701 BUFFALO PRAIRIE

101 0

=====

NUMBERED KEY CANVASS

ROCK ISLAND COUNTY, ILLINOIS  
2025 CONSOLIDATED ELECTION  
APRIL 1, 2025

OFFICIAL RESULTS

RUN DATE:04/16/25 09:52 AM

REPORT-EL52 PAGE 0073

WITH 1 OF 1 PRECINCTS REPORTING

BUFFALO PRAIRIE - TRUSTEE  
(VOTE FOR) 4

01 = Rusty Morehead (REP)  
02 = Brad C Blaser (REP)  
03 = Gary Blanchard (REP)

VOTES PERCENT

85 26.48  
84 26.17  
75 23.36

04 = No Candidate Filed (DEM)  
05 = James B Anderson (INC)

VOTES PERCENT

0  
77 23.99

-----	01	02	03	04	05	-----
1701 BUFFALO PRAIRIE	85	84	75	0	77	

**ABSTRACT OF VOTES**

COUNTY OF ROCK ISLAND

STATE OF ILLINOIS


We, the undersigned members of the canvassing board for Rock Island County do hereby certify that on April 17, 2025 we canvassed the returns for the election held on April 1, 2025, and do proclaim that a total of 19,679 voters requested and received ballots and we do further certify that the candidates received the number of votes herein recorded.


**Canoe Creek Township**


OFFICE		PARTY	CANDIDATE NAME	(Place a "X" next to the name(s) of candidate(s) elected)	TOTAL VOTES
Supervisor - 4 Year	Vote for: 1	Republican	Nils Steiger		32 <input checked="" type="checkbox"/>
	Vote for: 1	Democratic	No Candidate Filed		0
Clerk - 4 Year	Vote for: 1	Republican	Gretchen Steiger		32 <input checked="" type="checkbox"/>
	Vote for: 1	Democratic	No Candidate Filed		0
Rd Comm - 4 Year	Vote for: 1	Republican	Daniel Dillin		35 <input checked="" type="checkbox"/>
	Vote for: 1	Democratic	No Candidate Filed		0
	Vote for: 1		Write-In (Stephen Wachtel)		0
Trustee - 4 Year	Vote for: 4	Republican	David Dickhut		30 <input checked="" type="checkbox"/>
	Vote for: 4	Republican	Randy Denekas		27 <input checked="" type="checkbox"/>
	Vote for: 4	Republican	Gary Mohr		29 <input checked="" type="checkbox"/>
	Vote for: 4	Republican	Ross Steiger		30 <input checked="" type="checkbox"/>
	Vote for: 4	Demorcratic	No Candidate Filed		0

We further certify that the above is a true and complete Abstract of Votes and was prepared in our presence on April 17, 2025.

  
 (Member of Canvassing Board)

  
 (Member of Canvassing Board)

  
 (Member of Canvassing Board)

  
 (Member of Canvassing Board)

\_\_\_\_\_  
 (Member of Canvassing Board)

\_\_\_\_\_  
 (Member of Canvassing Board)

\_\_\_\_\_  
 (Member of Canvassing Board)

\_\_\_\_\_  
 (Member of Canvassing Board)

NOTE: "Each Election Authority shall immediately transmit a signed copy or original duplicate of its complete Abstract of Votes to each election authority having jurisdiction over any of the territory of the respective political subdivision and to the State Board of Elections..." 10 ILCS 5/22-18.

WITH 1 OF 1 PRECINCTS REPORTING

CANOE CREEK TOWNSHIP - SUPERVISOR  
(VOTE FOR) 1  
01 = Nils Steiger (REP)  
02 = No Candidate Filed (DEM)

VOTES    PERCENT  
  
32   100.00  
0

	-----	
	01    02	
	-----	
0301 CANOE CREEK	32    0	

=====



WITH 1 OF 1 PRECINCTS REPORTING

CANOE CREEK TOWNSHIP - CLERK  
(VOTE FOR) 1  
01 = Gretchen Steiger (REP)  
02 = No Candidate Filed (DEM)

VOTES    PERCENT  
  
32    100.00  
0

-----	
01	02
-----	
32	0

0301 CANOE CREEK

=====

NUMBERED KEY CANVASS

ROCK ISLAND COUNTY, ILLINOIS

OFFICIAL RESULTS

RUN DATE:04/16/25 09:52 AM

2025 CONSOLIDATED ELECTION

APRIL 1, 2025

REPORT-EL52

PAGE 0076

WITH 1 OF 1 PRECINCTS REPORTING

CANOE CREEK TOWNSHIP - ROAD COMMISSIONER

VOTES PERCENT

VOTES PERCENT

(VOTE FOR) 1

01 = Daniel Dillin (REP)

35 100.00

02 = No Candidate Filed (DEM)

0

03 = WRITE-IN

0

-----  
01 02 03  
-----

0301 CANOE CREEK

35 0 0

=====

**Official Election Results**  
**Valid Write-In Candidate Totals**  
**April 1, 2025**

**City of Rock Island - Ward 1**

Tanya Roberts	157
---------------	-----

**City of Rock Island - Ward 7**

Glen Davis	48
------------	----

**Village of Andalusia - Trustee**

Gary N. Lueker	9
----------------	---

**Village of Oak Grove - President**

Michael Nowack	8
----------------	---

**Village of Oak Grove - Trustee 4 Year**

Fred Seynaeve	9
Kenneth Hoffman	8

**Village of Port Byron - Trustee**

Bruce A. Peterson	3
-------------------	---

**Canoe Creek Township - Road Commissioner**

Stephen Wachtel	0
-----------------	---

NUMBERED KEY CANVASS

ROCK ISLAND COUNTY, ILLINOIS  
2025 CONSOLIDATED ELECTION  
APRIL 1, 2025

OFFICIAL RESULTS

RUN DATE:04/16/25 09:52 AM

REPORT-EL52 PAGE 0077

WITH 1 OF 1 PRECINCTS REPORTING

CANOE CREEK TOWNSHIP- TRUSTEE

VOTES PERCENT

VOTES PERCENT

(VOTE FOR) 4

01 = David Dickhut (REP)

30 25.86

02 = Randy Denekas (REP)

27 23.28

03 = Gary Mohr (REP)

29 25.00

04 = Ross Steiger (REP)

30 25.86

05 = No Candidate Filed (DEM)

0

-----  
01 02 03 04 05  
-----

0301 CANOE CREEK

30 27 29 30 0

=====

# ABSTRACT OF VOTES

COUNTY OF ROCK ISLAND

STATE OF ILLINOIS

We, the undersigned members of the canvassing board for Rock Island County do hereby certify that on April 17, 2025 we canvassed the returns for the election held on April 1, 2025, and do proclaim that a total of 19,679 voters requested and received ballots and we do further certify that the candidates received the number of votes herein recorded.

## Coal Valley Township

OFFICE		PARTY	CANDIDATE NAME	(Place a "X" next to the name(s) of candidate(s) elected)	TOTAL VOTES
Supervisor - 4 Year	Vote for: 1	Democratic	Rob Harrington		413 <input checked="" type="checkbox"/>
	Vote for: 1	Republican	No Candidate Filed		0
Clerk - 4 Year	Vote for: 1	Democratic	Deanna Hulliger		414 <input checked="" type="checkbox"/>
	Vote for: 1	Republican	No Candidate Filed		0
Road Comm - 4 Year	Vote for: 1	Democratic	Jim Mitchell		410 <input checked="" type="checkbox"/>
	Vote for: 1	Republican	No Candidate Filed		0
Trustee - 4 Year	Vote for: 4	Democratic	Ruben Escajeda		382 <input checked="" type="checkbox"/>
	Vote for: 4	Democratic	Tom Close		362 <input checked="" type="checkbox"/>
	Vote for: 4	Democratic	Scott Parsons		369 <input checked="" type="checkbox"/>
	Vote for: 4	Democratic	Ed Lawson		361 <input checked="" type="checkbox"/>
	Vote for: 4	Republican	No Candidate Filed		0

We further certify that the above is a true and complete Abstract of Votes and was prepared in our presence on April 17, 2025.

Margaret Cewach  
(Member of Canvassing Board)

\_\_\_\_\_  
(Member of Canvassing Board)

Lilly Shields  
(Member of Canvassing Board)

\_\_\_\_\_  
(Member of Canvassing Board)

Ken Kinner  
(Member of Canvassing Board)

\_\_\_\_\_  
(Member of Canvassing Board)

Conrad Spitzer  
(Member of Canvassing Board)

\_\_\_\_\_  
(Member of Canvassing Board)

NOTE: "Each Election Authority shall immediately transmit a signed copy or original duplicate of its complete Abstract of Votes to each election authority having jurisdiction over any of the territory of the respective political subdivision and to the State Board of Elections..." 10 ILCS 5/22-18.

NUMBERED KEY CANVASS

RUN DATE:04/16/25 09:52 AM

ROCK ISLAND COUNTY, ILLINOIS  
2025 CONSOLIDATED ELECTION  
APRIL 1, 2025

OFFICIAL RESULTS

REPORT-EL52

PAGE 0078

WITH 3 OF 3 PRECINCTS REPORTING

VOTES PERCENT

COAL VALLEY TOWNSHIP - SUPERVISOR

(VOTE FOR) 1

01 = Rob Harrington (DEM)

02 = No Candidate Filed (REP)

413 100.00

0

-----  
01 02  
-----

1201 COAL VALLEY 1

117 0

1202 COAL VALLEY 2

56 0

1203 COAL VALLEY 3

240 0  
=====

NUMBERED KEY CANVASS

RUN DATE:04/16/25 09:52 AM

ROCK ISLAND COUNTY, ILLINOIS

2025 CONSOLIDATED ELECTION

APRIL 1, 2025

OFFICIAL RESULTS

REPORT-EL52

PAGE 0079

WITH 3 OF 3 PRECINCTS REPORTING

VOTES PERCENT

COAL VALLEY TOWNSHIP - CLERK

(VOTE FOR) 1

01 = Deanna Hulliger (DEM)

02 = No Candidate Filed (REP)

414 100.00

0

-----  
01 02

-----

1201 COAL VALLEY 1

116 0

1202 COAL VALLEY 2

59 0

1203 COAL VALLEY 3

239 0

=====

NUMBERED KEY CANVASS

RUN DATE:04/16/25 09:52 AM

ROCK ISLAND COUNTY, ILLINOIS

2025 CONSOLIDATED ELECTION

APRIL 1, 2025

OFFICIAL RESULTS

REPORT-EL52

PAGE 0080

WITH 3 OF 3 PRECINCTS REPORTING

VOTES PERCENT

COAL VALLEY TOWNSHIP - ROAD COMMISSIONER

(VOTE FOR) 1

01 = Jim Mitchell (DEM)

410 100.00

02 = No Candidate Filed (REP)

0

-----  
01 02

1201 COAL VALLEY 1

113 0

1202 COAL VALLEY 2

60 0

1203 COAL VALLEY 3

237 0

=====



NUMBERED KEY CANVASS

RUN DATE:04/16/25 09:52 AM

ROCK ISLAND COUNTY, ILLINOIS

2025 CONSOLIDATED ELECTION

APRIL 1, 2025

OFFICIAL RESULTS

REPORT-EL52

PAGE 0081

WITH 3 OF 3 PRECINCTS REPORTING

COAL VALLEY TOWNSHIP - TRUSTEE

VOTES PERCENT

VOTES PERCENT

(VOTE FOR) 4

01 = Ruben Escajeda (DEM)

382 25.92

02 = Tom Close (DEM)

362 24.56

03 = Scott Parsons (DEM)

369 25.03

04 = Ed Lawson (DEM)

361 24.49

05 = No Candidate Filed (REP)

0

01	02	03	04	05
1201 COAL VALLEY 1	107	100	102	105
1202 COAL VALLEY 2	52	52	48	45
1203 COAL VALLEY 3	223	210	219	211

=====

# ABSTRACT OF VOTES

COUNTY OF ROCK ISLAND


STATE OF ILLINOIS


We, the undersigned members of the canvassing board for Rock Island County do hereby certify that on April 17, 2025 we canvassed the returns for the election held on April 1, 2025, and do proclaim that a total of 19,679 voters requested and received ballots and we do further certify that the candidates received the number of votes herein recorded.

## Coe Township


OFFICE		PARTY	CANDIDATE NAME	(Place a <b>✱</b> next to the name(s) of candidate(s) elected)	TOTAL VOTES
Supervisor - 4 Year	Vote for: 1	Republican	Tim Baldwin		193 ✱
	Vote for: 1	Democratic	No Candidate Filed		0
Clerk - 4 Year	Vote for: 1	Republican	Betsey Morthland		189 ✱
	Vote for: 1	Democratic	No Candidate Filed		0
Assessor - 4 Year	Vote for: 1	Republican	No Candidate Filed		0
	Vote for: 1	Democratic	No Candidate Filed		0
Rd Comm - 4 Year	Vote for: 1	Republican	Justin Mitton		199 ✱
	Vote for: 1	Democratic	No Candidate Filed		0
Trustee - 4 Year	Vote for: 4	Republican	Meghan Smith		150 ✱
	Vote for: 4	Republican	Kevin Mahraun		170 ✱
	Vote for: 4	Republican	Marla Skelton		163 ✱
	Vote for: 4	Republican	Michael P. Johnson		129 ✱
	Vote for: 4	Democratic	Mashell M. Tague		111

We further certify that the above is a true and complete Abstract of Votes and was prepared in our presence on April 17, 2025.

  
 (Member of Canvassing Board)

  
 (Member of Canvassing Board)

  
 (Member of Canvassing Board)

  
 (Member of Canvassing Board)

\_\_\_\_\_  
 (Member of Canvassing Board)

\_\_\_\_\_  
 (Member of Canvassing Board)

\_\_\_\_\_  
 (Member of Canvassing Board)

\_\_\_\_\_  
 (Member of Canvassing Board)

NOTE: "Each Election Authority shall immediately transmit a signed copy or original duplicate of its complete Abstract of Votes to each election authority having jurisdiction over any of the territory of the respective political subdivision and to the State Board of Elections..." 10 ILCS 5/22-18.

NUMBERED KEY CANVASS

ROCK ISLAND COUNTY, ILLINOIS

OFFICIAL RESULTS

RUN DATE:04/16/25 09:52 AM

2025 CONSOLIDATED ELECTION

APRIL 1, 2025

REPORT-EL52

PAGE 0082

WITH 1 OF 1 PRECINCTS REPORTING

VOTES PERCENT

COE TOWNSHIP - SUPERVISOR

(VOTE FOR) 1

01 = Tim Baldwin (REP)

193 100.00

02 = No Candidate Filed (DEM)

0

-----  
01 02

-----  
193 0

0201 COE

=====

NUMBERED KEY CANVASS

RUN DATE:04/16/25 09:52 AM

ROCK ISLAND COUNTY, ILLINOIS  
2025 CONSOLIDATED ELECTION  
APRIL 1, 2025

OFFICIAL RESULTS

REPORT-EL52

PAGE 0083

WITH 1 OF 1 PRECINCTS REPORTING

VOTES PERCENT

COE TOWNSHIP - CLERK

(VOTE FOR) 1

01 = Betsey Morthland (REP)

189 100.00

02 = No Candidate Filed (DEM)

0

-----  
01 02

-----  
189 0

0201 COE

=====

NUMBERED KEY CANVASS

RUN DATE:04/16/25 09:52 AM

ROCK ISLAND COUNTY, ILLINOIS

2025 CONSOLIDATED ELECTION

APRIL 1, 2025

OFFICIAL RESULTS

REPORT-EL52

PAGE 0084

WITH 1 OF 1 PRECINCTS REPORTING

VOTES PERCENT

COE TOWNSHIP - ASSESSOR

(VOTE FOR) 1

01 = No Candidate Filed (REP)

0

02 = No Candidate Filed (DEM)

0

-----  
01 02

-----  
0 0

0201 COE

=====

NUMBERED KEY CANVASS

ROCK ISLAND COUNTY, ILLINOIS

OFFICIAL RESULTS

RUN DATE:04/16/25 09:52 AM

2025 CONSOLIDATED ELECTION

APRIL 1, 2025

REPORT-EL52

PAGE 0085

WITH 1 OF 1 PRECINCTS REPORTING

VOTES PERCENT

COE TOWNSHIP - ROAD COMMISSIONER

(VOTE FOR) 1

01 = Justin Mitton (REP)

199 100.00

02 = No Candidate Filed (DEM)

0

-----  
01 02

-----  
199 0

0201 COE

=====

NUMBERED KEY CANVASS

RUN DATE:04/16/25 09:52 AM

ROCK ISLAND COUNTY, ILLINOIS

2025 CONSOLIDATED ELECTION

APRIL 1, 2025

OFFICIAL RESULTS

REPORT-EL52

PAGE 0086

WITH 1 OF 1 PRECINCTS REPORTING

COE TOWNSHIP - TRUSTEE

(VOTE FOR) 4

01 = Meghan Smith (REP)

02 = Kevin Mahraun (REP)

03 = Marla Skelton (REP)

VOTES PERCENT

150 20.75

170 23.51

163 22.54

04 = Michael P. Johnson (REP)

05 = Mashe'll M. Tague (DEM)

VOTES PERCENT

129 17.84

111 15.35

-----  
01 02 03 04 05  
-----

0201 COE

150 170 163 129 111  
=====

# ABSTRACT OF VOTES

COUNTY OF ROCK ISLAND

STATE OF ILLINOIS

We, the undersigned members of the canvassing board for Rock Island County do hereby certify that on April 17, 2025 we canvassed the returns for the election held on April 1, 2025, and do proclaim that a total of 19,679 voters requested and received ballots and we do further certify that the candidates received the number of votes herein recorded.

## Cordova Township

OFFICE		PARTY	CANDIDATE NAME	(Place a ✱ next to the name(s) of candidate(s) elected)	TOTAL VOTES
Supervisor - 4 Year	Vote for: 1	Democratic	No Candidate Filed		0
	Vote for: 1	Republican	Holly M Rogers		146 ✱
Clerk - 4 Year	Vote for: 1	Democratic	No Candidate Filed		0
	Vote for: 1	Republican	Pamela L Bruner		140 ✱
MTA Cord/PB - 4 Year	Vote for: 1	Democratic	Charles Tague		300 ✱
	Vote for: 1	Republican	No Candidate Filed		0
Rd Comm - 4 Year	Vote for: 1	Democratic	No Candidate Filed		0
	Vote for: 1	Republican	James L Stratton		156 ✱
Trustee - 4 Year	Vote for: 4	Democratic	No Candidate Filed		0
	Vote for: 4	Republican	Dean Bruner		123 ✱
	Vote for: 4	Republican	Celine I Neumiller		128 ✱
	Vote for: 4	Republican	Heather E Beall		115 ✱
	Vote for: 4	Republican	Amy L Zwicker-Johnston		114 ✱

We further certify that the above is a true and complete Abstract of Votes and was prepared in our presence on April 17, 2025.

Margaret Crouch  
(Member of Canvassing Board)

Kelly Sigel  
(Member of Canvassing Board)

Ann L. Bruner  
(Member of Canvassing Board)

Consuelo Brulcer  
(Member of Canvassing Board)

\_\_\_\_\_  
(Member of Canvassing Board)

\_\_\_\_\_  
(Member of Canvassing Board)

\_\_\_\_\_  
(Member of Canvassing Board)

\_\_\_\_\_  
(Member of Canvassing Board)

NOTE: "Each Election Authority shall immediately transmit a signed copy or original duplicate of its complete Abstract of Votes to each election authority having jurisdiction over any of the territory of the respective political subdivision and to the State Board of Elections..." 10 ILCS 5/22-18.



NUMBERED KEY CANVASS

ROCK ISLAND COUNTY, ILLINOIS

OFFICIAL RESULTS

RUN DATE:04/16/25 09:52 AM

2025 CONSOLIDATED ELECTION

APRIL 1, 2025

REPORT-EL52

PAGE 0087

WITH 1 OF 1 PRECINCTS REPORTING

VOTES PERCENT

CORDOVA TOWNSHIP - SUPERVISOR

(VOTE FOR) 1

01 = No Candidate Filed (DEM)

02 = Holly M Rogers (REP)

0

146 100.00

-----  
01 02

-----  
0 146

0101 CORDOVA

=====

NUMBERED KEY CANVASS

ROCK ISLAND COUNTY, ILLINOIS

OFFICIAL RESULTS

RUN DATE:04/16/25 09:52 AM

2025 CONSOLIDATED ELECTION

APRIL 1, 2025

REPORT-EL52

PAGE 0088

WITH 1 OF 1 PRECINCTS REPORTING

VOTES PERCENT

CORDOVA TOWNSHIP - CLERK

(VOTE FOR) 1

01 = No Candidate Filed (DEM)

02 = Pamela L Bruner (REP)

0

140 100.00

-----  
01 02

-----  
0 140

0101 CORDOVA

=====

NUMBERED KEY CANVASS

RUN DATE:04/16/25 09:52 AM

ROCK ISLAND COUNTY, ILLINOIS

2025 CONSOLIDATED ELECTION

APRIL 1, 2025

OFFICIAL RESULTS

REPORT-EL52

PAGE 0133

WITH 2 OF 2 PRECINCTS REPORTING

VOTES PERCENT

MTA CORDOVA/PORT BYRON

(VOTE FOR) 1

01 = Charles Tague (DEM)

02 = No Candidate Filed (REP)

300 100.00

0

-----  
01 02

-----  
137 0

0101 CORDOVA

0501 PORT BYRON

163 0

=====

NUMBERED KEY CANVASS

ROCK ISLAND COUNTY, ILLINOIS

OFFICIAL RESULTS

RUN DATE:04/16/25 09:52 AM

2025 CONSOLIDATED ELECTION

APRIL 1, 2025

REPORT-EL52

PAGE 0089

WITH 1 OF 1 PRECINCTS REPORTING

VOTES PERCENT

CORDOVA TOWNSHIP - HIGHWAY COMMISSIONER

(VOTE FOR) 1

01 = No Candidate Filed (DEM)

0

02 = James L Stratton (REP)

156 100.00

-----  
01 02

-----  
0 156

0101 CORDOVA

=====

NUMBERED KEY CANVASS

RUN DATE:04/16/25 09:52 AM

ROCK ISLAND COUNTY, ILLINOIS  
2025 CONSOLIDATED ELECTION  
APRIL 1, 2025

OFFICIAL RESULTS

REPORT-EL52 PAGE 0090

WITH 1 OF 1 PRECINCTS REPORTING

CORDOVA TOWNSHIP - TRUSTEE  
(VOTE FOR) 4

01 = No Candidate Filed (DEM)  
02 = Dean Bruner (REP)  
03 = Celine I Neumiller (REP)

VOTES PERCENT

0  
123 25.63  
128 26.67

04 = Heather E Beall (REP)  
05 = Amy L Zwicker-Johnston (REP)

VOTES PERCENT

115 23.96  
114 23.75

01	02	03	04	05
0	123	128	115	114

0101 CORDOVA

=====

# ABSTRACT OF VOTES

COUNTY OF ROCK ISLAND


STATE OF ILLINOIS

We, the undersigned members of the canvassing board for Rock Island County do hereby certify that on April 17, 2025 we canvassed the returns for the election held on April 1, 2025, and do proclaim that a total of 19,679 voters requested and received ballots and we do further certify that the candidates received the number of votes herein recorded.


## Drury Township

OFFICE		PARTY	CANDIDATE NAME	(Place a "X" next to the name(s) of candidate(s) elected)	TOTAL VOTES
Supervisor - 4 Year	Vote for: 1	Republican	Kim Freyermuth		83 
	Vote for: 1	Democratic	No Candidate Filed		0
Clerk - 4 Year	Vote for: 1	Republican	Lisa Starkweather		80 
	Vote for: 1	Democratic	No Candidate Filed		0
MTA Bu Pr/Drury Assessor-4Year	Vote for: 1	Republican	No Candidate Filed		0
	Vote for: 1	Democratic	No Candidate Filed		0
Rd Comm - 4 Year	Vote for: 1	Republican	David Reed		87 
	Vote for: 1	Democratic	No Candidate Filed		0
Trustee - 4 Year	Vote for: 4	Republican	Jason Boney		73 
	Vote for: 4	Republican	Charles N Calvert		68 
	Vote for: 4	Republican	Robert W Danner		69 
	Vote for: 4	Republican	Josh Onken		74 
	Vote for: 4	Democratic	No Candidate Filed		0


We further certify that the above is a true and complete Abstract of Votes and was prepared in our presence on April 17, 2025.

  
 (Member of Canvassing Board)


\_\_\_\_\_  
 (Member of Canvassing Board)

  
 (Member of Canvassing Board)

\_\_\_\_\_  
 (Member of Canvassing Board)

  
 (Member of Canvassing Board)

\_\_\_\_\_  
 (Member of Canvassing Board)

  
 (Member of Canvassing Board)

\_\_\_\_\_  
 (Member of Canvassing Board)

NOTE: "Each Election Authority shall immediately transmit a signed copy or original duplicate of its complete Abstract of Votes to each election authority having jurisdiction over any of the territory of the respective political subdivision and to the State Board of Elections..." 10 ILCS 5/22-18.

NUMBERED KEY CANVASS

ROCK ISLAND COUNTY, ILLINOIS

OFFICIAL RESULTS

RUN DATE:04/16/25 09:52 AM

2025 CONSOLIDATED ELECTION

APRIL 1, 2025

REPORT-EL52

PAGE 0091

WITH 1 OF 1 PRECINCTS REPORTING

VOTES PERCENT

DRURY TOWNSHIP - SUPERVISOR

(VOTE FOR) 1

01 = Kim Freyermuth (REP)

83 100.00

02 = No Candidate Filed (DEM)

0

-----  
01 02

-----  
83 0

1801 DRURY

=====

NUMBERED KEY CANVASS

RUN DATE:04/16/25 09:52 AM

ROCK ISLAND COUNTY, ILLINOIS  
2025 CONSOLIDATED ELECTION  
APRIL 1, 2025

OFFICIAL RESULTS

REPORT-EL52

PAGE 0092

WITH 1 OF 1 PRECINCTS REPORTING

VOTES PERCENT

DRURY TOWNSHIP - CLERK

(VOTE FOR) 1

01 = Lisa Starkweather (REP)

80 100.00

02 = No Candidate Filed (DEM)

0

-----  
01 02

-----  
80 0

1801 DRURY

=====



NUMBERED KEY CANVASS

RUN DATE:04/16/25 09:52 AM

ROCK ISLAND COUNTY, ILLINOIS

2025 CONSOLIDATED ELECTION

APRIL 1, 2025

OFFICIAL RESULTS

REPORT-EL52

PAGE 0135

WITH 2 OF 2 PRECINCTS REPORTING

VOTES PERCENT

MTA BUFFALO PRAIRIE/DRURY

(VOTE FOR) 1

01 = No Candidate Filed (REP)

0

02 = No Candidate Filed (DEM)

0

-----  
01 02  
-----

1701 BUFFALO PRAIRIE

0 0

1801 DRURY

0 0

=====

NUMBERED KEY CANVASS

ROCK ISLAND COUNTY, ILLINOIS

OFFICIAL RESULTS

RUN DATE:04/16/25 09:52 AM

2025 CONSOLIDATED ELECTION

APRIL 1, 2025

REPORT-EL52

PAGE 0093

WITH 1 OF 1 PRECINCTS REPORTING

VOTES PERCENT

DRURY TOWNSHIP - ROAD COMMISSIONER

(VOTE FOR) 1

01 = David Reed (REP)

87 100.00

02 = No Candidate Filed (DEM)

0

-----  
01 02

-----  
87 0

1801 DRURY

=====

NUMBERED KEY CANVASS

RUN DATE:04/16/25 09:52 AM

ROCK ISLAND COUNTY, ILLINOIS  
2025 CONSOLIDATED ELECTION  
APRIL 1, 2025

OFFICIAL RESULTS

REPORT-EL52 PAGE 0094

WITH 1 OF 1 PRECINCTS REPORTING

DRURY TOWNSHIP - TRUSTEE  
(VOTE FOR) 4

01 = Jason Boney (REP)  
02 = Charles N Calvert (REP)  
03 = Robert W Danner (REP)

VOTES PERCENT

73 25.70  
68 23.94  
69 24.30

04 = Josh Onken (REP)  
05 = No Candidate Filed (DEM)

VOTES PERCENT

74 26.06  
0

01	02	03	04	05
73	68	69	74	0

1801 DRURY

=====

# ABSTRACT OF VOTES

COUNTY OF ROCK ISLAND

STATE OF ILLINOIS

We, the undersigned members of the canvassing board for Rock Island County do hereby certify that on April 17, 2025 we canvassed the returns for the election held on April 1, 2025, and do proclaim that a total of 19,679 voters requested and received ballots and we do further certify that the candidates received the number of votes herein recorded.

## Edgington Township

OFFICE		PARTY	CANDIDATE NAME (Place a "X" next to the name(s) of candidate(s) elected)	TOTAL VOTES
Supervisor - 4 Year	Vote for: 1	Republican	David Mueller	241 <input checked="" type="checkbox"/>
	Vote for: 1	Democratic	No Candidate Filed	0
Clerk - 4 Year	Vote for: 1	Republican	Frank Venable	239 <input checked="" type="checkbox"/>
	Vote for: 1	Democratic	No Candidate Filed	0
Assessor - 4 Year	Vote for: 1	Republican	Victoria Hofer	228 <input checked="" type="checkbox"/>
	Vote for: 1	Democratic	No Candidate Filed	0
Rd Comm - 4 Year	Vote for: 1	Republican	Steven Jahn	239 <input checked="" type="checkbox"/>
	Vote for: 1	Democratic	No Candidate Filed	0
Trustee - 4 Year	Vote for: 4	Republican	Dennis Runbom	179 <input checked="" type="checkbox"/>
	Vote for: 4	Republican	Jason Mueller	196 <input checked="" type="checkbox"/>
	Vote for: 4	Republican	Kevin Oak	196 <input checked="" type="checkbox"/>
	Vote for: 4	Republican	Mark Doonan	213 <input checked="" type="checkbox"/>
	Vote for: 4	Democratic	No Candidate Filed	0

We further certify that the above is a true and complete Abstract of Votes and was prepared in our presence on April 17, 2025.

Margaret Crown  
(Member of Canvassing Board)

Kelly Shields  
(Member of Canvassing Board)

Sam Runbom  
(Member of Canvassing Board)

Consuelo Gnetas  
(Member of Canvassing Board)

\_\_\_\_\_  
(Member of Canvassing Board)

\_\_\_\_\_  
(Member of Canvassing Board)

\_\_\_\_\_  
(Member of Canvassing Board)

\_\_\_\_\_  
(Member of Canvassing Board)

NOTE: "Each Election Authority shall immediately transmit a signed copy or original duplicate of its complete Abstract of Votes to each election authority having jurisdiction over any of the territory of the respective political subdivision and to the State Board of Elections..." 10 ILCS 5/22-18.

NUMBERED KEY CANVASS

RUN DATE:04/16/25 09:52 AM

ROCK ISLAND COUNTY, ILLINOIS

2025 CONSOLIDATED ELECTION

APRIL 1, 2025

OFFICIAL RESULTS

REPORT-EL52

PAGE 0095

WITH 2 OF 2 PRECINCTS REPORTING

VOTES PERCENT

EDGINGTON TOWNSHIP - SUPERVISOR

(VOTE FOR) 1

01 = David Mueller (REP)

02 = No Candidate Filed (DEM)

241 100.00

0

-----  
01 02

-----

1501 EDGINGTON 1

108 0

1502 EDGINGTON 2

133 0

=====

NUMBERED KEY CANVASS

ROCK ISLAND COUNTY, ILLINOIS

OFFICIAL RESULTS

RUN DATE:04/16/25 09:52 AM

2025 CONSOLIDATED ELECTION

REPORT-EL52

PAGE 0096

APRIL 1, 2025

WITH 2 OF 2 PRECINCTS REPORTING

VOTES PERCENT

EDGINGTON TOWNSHIP - CLERK

(VOTE FOR) 1

01 = Frank Venable (REP)

02 = No Candidate Filed (DEM)

239 100.00

0

-----  
01 02

-----  
1501 EDGINGTON 1 104 0  
1502 EDGINGTON 2 135 0

=====

NUMBERED KEY CANVASS

RUN DATE:04/16/25 09:52 AM

ROCK ISLAND COUNTY, ILLINOIS

2025 CONSOLIDATED ELECTION

APRIL 1, 2025

OFFICIAL RESULTS

REPORT-EL52

PAGE 0097

WITH 2 OF 2 PRECINCTS REPORTING

VOTES PERCENT

EDGINGTON TOWNSHIP - ASSESSOR

(VOTE FOR) 1

01 = Victoria Hofer (REP)

02 = No Candidate Filed (DEM)

228 100.00

0

-----  
01 02

1501 EDGINGTON 1

103 0

1502 EDGINGTON 2

125 0  
=====

NUMBERED KEY CANVASS

ROCK ISLAND COUNTY, ILLINOIS

OFFICIAL RESULTS

RUN DATE:04/16/25 09:52 AM

2025 CONSOLIDATED ELECTION

APRIL 1, 2025

REPORT-EL52

PAGE 0098

WITH 2 OF 2 PRECINCTS REPORTING

VOTES PERCENT

EDGINGTON TOWNSHIP - ROAD COMMISSIONER

(VOTE FOR) 1

01 = Steven Jahn (REP)

239 100.00

02 = No Candidate Filed (DEM)

0

-----  
01 02

-----

1501 EDGINGTON 1

106 0

1502 EDGINGTON 2

133 0

=====



NUMBERED KEY CANVASS

RUN DATE:04/16/25 09:52 AM

ROCK ISLAND COUNTY, ILLINOIS

2025 CONSOLIDATED ELECTION

APRIL 1, 2025

OFFICIAL RESULTS

REPORT-EL52

PAGE 0099

WITH 2 OF 2 PRECINCTS REPORTING

EDGINGTON TOWNSHIP - TRUSTEE

VOTES PERCENT

VOTES PERCENT

(VOTE FOR) 4

01 = Dennis Runbom (REP)

02 = Jason Mueller (REP)

03 = Kevin Oak (REP)

179 22.83

196 25.00

196 25.00

04 = Mark Doonan (REP)

05 = No Candidate Filed (DEM)

213 27.17

0

-----  
01 02 03 04 05  
-----

1501 EDGINGTON 1

76 95 85 93 0

1502 EDGINGTON 2

103 101 111 120 0

=====

# ABSTRACT OF VOTES

COUNTY OF ROCK ISLAND

STATE OF ILLINOIS

We, the undersigned members of the canvassing board for Rock Island County do hereby certify that on April 17, 2025 we canvassed the returns for the election held on April 1, 2025, and do proclaim that a total of 19,679 voters requested and received ballots and we do further certify that the candidates received the number of votes herein recorded.

## Hampton Township

OFFICE		PARTY	CANDIDATE NAME (Place a "X" next to the name(s) of candidate(s) elected)	TOTAL VOTES
Supervisor - 4 Year	Vote for: 1	Democratic	Gail McIntyre	1753 <input checked="" type="checkbox"/>
	Vote for: 1	Republican	No Candidate Filed	0
Clerk - 4 Year	Vote for: 1	Democratic	Vivian Lyord	1757 <input checked="" type="checkbox"/>
	Vote for: 1	Republican	No Candidate Filed	0
Assessor - 4 Year	Vote for: 1	Democratic	Jolane Leebold	1749 <input checked="" type="checkbox"/>
	Vote for: 1	Republican	No Candidate Filed	0
Road Comm - 4 Year	Vote for: 1	Democratic	Eugene Dennhardt	1799 <input checked="" type="checkbox"/>
	Vote for: 1	Republican	No Candidate Filed	0
Trustee - 4 Year	Vote for: 4	Democratic	Marvell Porter	1402 <input checked="" type="checkbox"/>
	Vote for: 4	Democratic	Shirley Hooker	1456 <input checked="" type="checkbox"/>
	Vote for: 4	Democratic	Fernando Esparza	1452 <input checked="" type="checkbox"/>
	Vote for: 4	Democratic	James Cramblett	1360 <input checked="" type="checkbox"/>
	Vote for: 4	Republican	No Candidate Filed	0

We further certify that the above is a true and complete Abstract of Votes and was prepared in our presence on April 17, 2025.

Margaret Crounch  
(Member of Canvassing Board)

\_\_\_\_\_  
(Member of Canvassing Board)

Billy Shields  
(Member of Canvassing Board)

\_\_\_\_\_  
(Member of Canvassing Board)

Ken Hammer  
(Member of Canvassing Board)

\_\_\_\_\_  
(Member of Canvassing Board)

Consuelo Gonzalez  
(Member of Canvassing Board)

\_\_\_\_\_  
(Member of Canvassing Board)

NOTE: "Each Election Authority shall immediately transmit a signed copy or original duplicate of its complete Abstract of Votes to each election authority having jurisdiction over any of the territory of the respective political subdivision and to the State Board of Elections..." 10 ILCS 5/22-18.

WITH 17 OF 17 PRECINCTS REPORTING

VOTES PERCENT

HAMPTON TOWNSHIP - SUPERVISOR

(VOTE FOR) 1

01 = Gail McIntyre (DEM)

02 = No Candidate Filed (REP)

1,753 100.00  
0

	01	02
0601 HAMPTON 1	183	0
0602 HAMPTON 2	168	0
0603 HAMPTON 3	93	0
0604 HAMPTON 4	71	0
0605 HAMPTON 5	121	0
0606 HAMPTON 6	57	0
0607 HAMPTON 7	94	0
0608 HAMPTON 8	35	0
0609 HAMPTON 9	17	0
0610 HAMPTON 10	112	0
0611 HAMPTON 11	70	0
0612 HAMPTON 12	130	0
0613 HAMPTON 13	53	0
0614 HAMPTON 14	144	0
0615 HAMPTON 15	111	0
0616 HAMPTON 16	90	0
0617 HAMPTON 17	204	0

NUMBERED KEY CANVASS

RUN DATE:04/16/25 09:52 AM

ROCK ISLAND COUNTY, ILLINOIS  
2025 CONSOLIDATED ELECTION  
APRIL 1, 2025

OFFICIAL RESULTS

REPORT-EL52

PAGE 0101

WITH 17 OF 17 PRECINCTS REPORTING

VOTES PERCENT

HAMPTON TOWNSHIP - CLERK

(VOTE FOR) 1

01 = Vivian Lyord (DEM)

02 = No Candidate Filed (REP)

1,757 100.00

0

	01	02
0601 HAMPTON 1	185	0
0602 HAMPTON 2	166	0
0603 HAMPTON 3	90	0
0604 HAMPTON 4	71	0
0605 HAMPTON 5	119	0
0606 HAMPTON 6	57	0
0607 HAMPTON 7	94	0
0608 HAMPTON 8	35	0
0609 HAMPTON 9	18	0
0610 HAMPTON 10	112	0
0611 HAMPTON 11	71	0
0612 HAMPTON 12	133	0
0613 HAMPTON 13	53	0
0614 HAMPTON 14	143	0
0615 HAMPTON 15	115	0
0616 HAMPTON 16	90	0
0617 HAMPTON 17	205	0

NUMBERED KEY CANVASS

RUN DATE:04/16/25 09:52 AM

ROCK ISLAND COUNTY, ILLINOIS  
2025 CONSOLIDATED ELECTION  
APRIL 1, 2025

OFFICIAL RESULTS

REPORT-EL52

PAGE 0102

WITH 17 OF 17 PRECINCTS REPORTING

VOTES PERCENT

HAMPTON TOWNSHIP - ASSESSOR

(VOTE FOR) 1

01 = Jolane LeeboId (DEM)

02 = No Candidate Filed (REP)

1,749 100.00  
0

	01	02
0601 HAMPTON 1	186	0
0602 HAMPTON 2	164	0
0603 HAMPTON 3	87	0
0604 HAMPTON 4	71	0
0605 HAMPTON 5	122	0
0606 HAMPTON 6	57	0
0607 HAMPTON 7	91	0
0608 HAMPTON 8	35	0
0609 HAMPTON 9	19	0
0610 HAMPTON 10	113	0
0611 HAMPTON 11	67	0
0612 HAMPTON 12	132	0
0613 HAMPTON 13	55	0
0614 HAMPTON 14	143	0
0615 HAMPTON 15	115	0
0616 HAMPTON 16	90	0
0617 HAMPTON 17	202	0

=====

NUMBERED KEY CANVASS

RUN DATE:04/16/25 09:52 AM

ROCK ISLAND COUNTY, ILLINOIS  
2025 CONSOLIDATED ELECTION  
APRIL 1, 2025

OFFICIAL RESULTS

REPORT-EL52

PAGE 0103

WITH 17 OF 17 PRECINCTS REPORTING

VOTES PERCENT

HAMPTON TOWNSHIP - ROAD COMMISSIONER

(VOTE FOR) 1

01 = Eugene Dennhardt (DEM)

02 = No Candidate Filed (REP)

1,799 100.00  
0

	01	02
0601 HAMPTON 1	199	0
0602 HAMPTON 2	174	0
0603 HAMPTON 3	85	0
0604 HAMPTON 4	71	0
0605 HAMPTON 5	124	0
0606 HAMPTON 6	58	0
0607 HAMPTON 7	91	0
0608 HAMPTON 8	35	0
0609 HAMPTON 9	17	0
0610 HAMPTON 10	115	0
0611 HAMPTON 11	72	0
0612 HAMPTON 12	134	0
0613 HAMPTON 13	54	0
0614 HAMPTON 14	148	0
0615 HAMPTON 15	116	0
0616 HAMPTON 16	90	0
0617 HAMPTON 17	216	0

=====

WITH 17 OF 17 PRECINCTS REPORTING

HAMPTON TOWNSHIP - TRUSTEE

(VOTE FOR) 4

01 = Marvell Porter (DEM)  
02 = Shirley Hooker (DEM)  
03 = Fernando Esparza (DEM)

VOTES PERCENT

1,402 24.73  
1,456 25.68  
1,452 25.61

04 = James Cramblett (DEM)  
05 = No Candidate Filed (REP)

VOTES PERCENT

1,360 23.99  
0

	01	02	03	04	05
0601 HAMPTON 1	164	168	158	164	0
0602 HAMPTON 2	138	140	143	139	0
0603 HAMPTON 3	69	69	62	53	0
0604 HAMPTON 4	48	53	55	39	0
0605 HAMPTON 5	98	107	110	100	0
0606 HAMPTON 6	45	47	50	45	0
0607 HAMPTON 7	68	70	66	70	0
0608 HAMPTON 8	30	30	30	28	0
0609 HAMPTON 9	12	17	13	12	0
0610 HAMPTON 10	101	100	99	93	0
0611 HAMPTON 11	51	53	49	47	0
0612 HAMPTON 12	105	114	113	105	0
0613 HAMPTON 13	36	34	40	31	0
0614 HAMPTON 14	113	120	124	115	0
0615 HAMPTON 15	91	91	99	90	0
0616 HAMPTON 16	71	77	77	74	0
0617 HAMPTON 17	162	166	164	155	0

# ABSTRACT OF VOTES

COUNTY OF ROCK ISLAND





STATE OF ILLINOIS

We, the undersigned members of the canvassing board for Rock Island County do hereby certify that on April 17, 2025 we canvassed the returns for the election held on April 1, 2025, and do proclaim that a total of 19,679 voters requested and received ballots and we do further certify that the candidates received the number of votes herein recorded.

## Moline Township

OFFICE		PARTY	CANDIDATE NAME	(Place a <b>✱</b> next to the name(s) of candidate(s) elected)	TOTAL VOTES
Supervisor - 4 Year	Vote for: 1	Democratic	Bonnie Johnson		1415 ✱
	Vote for: 1	Republican	No Candidate Filed		0
Clerk - 4 Year	Vote for: 1	Democratic	Kandi Weatherington		1390 ✱
	Vote for: 1	Republican	No Candidate Filed		0
Assessor - 4 Year	Vote for: 1	Democratic	Derek Devers		1393 ✱
	Vote for: 1	Republican	No Candidate Filed		0
Trustee - 4 Year	Vote for: 4	Democratic	Rand Wilson		1159 ✱
	Vote for: 4	Democratic	Staci Early		1213 ✱
	Vote for: 4	Democratic	Renae Zeidler		1187 ✱
	Vote for: 4	Democratic	Matthew Hernandez		1187 ✱
	Vote for: 4	Republican	No Candidate Filed		0

We further certify that the above is a true and complete Abstract of Votes and was prepared in our presence on April 17, 2025.

  
 (Member of Canvassing Board)  
  
 (Member of Canvassing Board)  
  
 (Member of Canvassing Board)  
  
 (Member of Canvassing Board)

\_\_\_\_\_  
 (Member of Canvassing Board)  
 \_\_\_\_\_  
 (Member of Canvassing Board)  
 \_\_\_\_\_  
 (Member of Canvassing Board)  
 \_\_\_\_\_  
 (Member of Canvassing Board)

NOTE: "Each Election Authority shall immediately transmit a signed copy or original duplicate of its complete Abstract of Votes to each election authority having jurisdiction over any of the territory of the respective political subdivision and to the State Board of Elections..." 10 ILCS 5/22-18.



RUN DATE:04/16/25 09:52 AM

2025 CONSOLIDATED ELECTION

APRIL 1, 2025

REPORT-EL52

PAGE 0105

WITH 20 OF 20 PRECINCTS REPORTING

VOTES PERCENT

MOLINE TOWNSHIP - SUPERVISOR

(VOTE FOR) 1

01 = Bonnie Johnson (DEM)

02 = No Candidate Filed (REP)

1,415 100.00

0

-----  
01 02  
-----

0801 MOLINE 1	78	0
0802 MOLINE 2	53	0
0803 MOLINE 3	96	0
0804 MOLINE 4	125	0
0805 MOLINE 5	103	0
0806 MOLINE 6	49	0
0807 MOLINE 7	44	0
0808 MOLINE 8	66	0
0809 MOLINE 9	105	0
0810 MOLINE 10	44	0
0811 MOLINE 11	52	0
0812 MOLINE 12	25	0
0813 MOLINE 13	82	0
0814 MOLINE 14	30	0
0815 MOLINE 15	44	0
0816 MOLINE 16	96	0
0817 MOLINE 17	61	0
0818 MOLINE 18	94	0
0819 MOLINE 19	44	0
0820 MOLINE 20	124	0

=====

NUMBERED KEY CANVASS

RUN DATE:04/16/25 09:52 AM

ROCK ISLAND COUNTY, ILLINOIS

2025 CONSOLIDATED ELECTION

APRIL 1, 2025

OFFICIAL RESULTS

REPORT-EL52

PAGE 0106

WITH 20 OF 20 PRECINCTS REPORTING

VOTES PERCENT

MOLINE TOWNSHIP - CLERK

(VOTE FOR) 1

01 = Kandi Weatherington (DEM)

02 = No Candidate Filed (REP)

1,390 100.00

0

	01	02
0801 MOLINE 1	77	0
0802 MOLINE 2	52	0
0803 MOLINE 3	96	0
0804 MOLINE 4	123	0
0805 MOLINE 5	101	0
0806 MOLINE 6	49	0
0807 MOLINE 7	42	0
0808 MOLINE 8	64	0
0809 MOLINE 9	104	0
0810 MOLINE 10	43	0
0811 MOLINE 11	51	0
0812 MOLINE 12	24	0
0813 MOLINE 13	78	0
0814 MOLINE 14	30	0
0815 MOLINE 15	42	0
0816 MOLINE 16	96	0
0817 MOLINE 17	59	0
0818 MOLINE 18	95	0
0819 MOLINE 19	44	0
0820 MOLINE 20	120	0

NUMBERED KEY CANVASS

RUN DATE:04/16/25 09:52 AM

ROCK ISLAND COUNTY, ILLINOIS

2025 CONSOLIDATED ELECTION

APRIL 1, 2025

OFFICIAL RESULTS

REPORT-EL52

PAGE 0107

WITH 20 OF 20 PRECINCTS REPORTING

VOTES PERCENT

MOLINE TOWNSHIP - ASSESSOR

(VOTE FOR) 1

01 = Derek Devers (DEM)

02 = No Candidate Filed (REP)

1,393 100.00

0

	01	02
0801 MOLINE 1	74	0
0802 MOLINE 2	52	0
0803 MOLINE 3	95	0
0804 MOLINE 4	121	0
0805 MOLINE 5	100	0
0806 MOLINE 6	48	0
0807 MOLINE 7	42	0
0808 MOLINE 8	64	0
0809 MOLINE 9	105	0
0810 MOLINE 10	44	0
0811 MOLINE 11	55	0
0812 MOLINE 12	26	0
0813 MOLINE 13	80	0
0814 MOLINE 14	30	0
0815 MOLINE 15	42	0
0816 MOLINE 16	94	0
0817 MOLINE 17	60	0
0818 MOLINE 18	97	0
0819 MOLINE 19	44	0
0820 MOLINE 20	120	0

WITH 20 OF 20 PRECINCTS REPORTING

MOLINE TOWNSHIP - TRUSTEE

(VOTE FOR) 4

01 = Rand Wilson (DEM)  
02 = Staci Early (DEM)  
03 = Renae Zeitler (DEM)

VOTES PERCENT

1,159 24.42  
1,213 25.56  
1,187 25.01

04 = Matthew Hernandez (DEM)  
05 = No Candidate Filed (REP)

VOTES PERCENT

1,187 25.01  
0

	01	02	03	04	05
0801 MOLINE 1	64	63	67	64	0
0802 MOLINE 2	49	52	48	48	0
0803 MOLINE 3	82	83	84	82	0
0804 MOLINE 4	106	111	107	110	0
0805 MOLINE 5	84	83	83	89	0
0806 MOLINE 6	40	38	37	38	0
0807 MOLINE 7	36	40	35	36	0
0808 MOLINE 8	51	54	57	53	0
0809 MOLINE 9	89	90	88	91	0
0810 MOLINE 10	36	40	35	30	0
0811 MOLINE 11	49	51	50	53	0
0812 MOLINE 12	20	21	21	20	0
0813 MOLINE 13	62	64	59	60	0
0814 MOLINE 14	27	27	27	27	0
0815 MOLINE 15	36	37	35	38	0
0816 MOLINE 16	77	80	82	84	0
0817 MOLINE 17	52	56	54	53	0
0818 MOLINE 18	74	85	77	78	0
0819 MOLINE 19	31	36	39	34	0
0820 MOLINE 20	94	102	102	99	0

# ABSTRACT OF VOTES

COUNTY OF ROCK ISLAND

STATE OF ILLINOIS

We, the undersigned members of the canvassing board for Rock Island County do hereby certify that on April 17, 2025 we canvassed the returns for the election held on April 1, 2025, and do proclaim that a total of 19,679 voters requested and received ballots and we do further certify that the candidates received the number of votes herein recorded.


## Port Byron Township

OFFICE		PARTY	CANDIDATE NAME	(Place a "X" next to the name(s) of candidate(s) elected)	TOTAL VOTES
Supervisor - 4 Year	Vote for: 1	Democratic	James McDaniel		89
	Vote for: 1	Republican	Shirley Hollister		133 X
Clerk - 4 Year	Vote for: 1	Democratic	JoDe Walker		163 X
	Vote for: 1	Republican	No Candidate Filed		0
MTA Cord/PB - 4 Year	Vote for: 1	Democratic	Charles Tague		300 X
	Vote for: 1	Republican	No Candidate Filed		0
Trustee - 4 Year	Vote for: 4	Democratic	William Gilbert		106
	Vote for: 4	Democratic	Nicholas Mitton		120 X
	Vote for: 4	Democratic	Guy Stowe		88
	Vote for: 4	Republican	Ben Barber		121 X
	Vote for: 4	Republican	Craig Hollister		114 X
	Vote for: 4	Republican	Milo (Mike) Tyler		105
	Vote for: 4	Republican	Pat Tyler		106 X

We further certify that the above is a true and complete Abstract of Votes and was prepared in our presence on April 17, 2025.

  
 (Member of Canvassing Board)

  
 (Member of Canvassing Board)

  
 (Member of Canvassing Board)

\_\_\_\_\_  
 (Member of Canvassing Board)

\_\_\_\_\_  
 (Member of Canvassing Board)

\_\_\_\_\_  
 (Member of Canvassing Board)

\_\_\_\_\_  
 (Member of Canvassing Board)

NOTE: "Each Election Authority shall immediately transmit a signed copy or original duplicate of its complete Abstract of Votes to each election authority having jurisdiction over any of the territory of the respective political subdivision and to the State Board of Elections..." 10 ILCS 5/22-18.

NUMBERED KEY CANVASS

ROCK ISLAND COUNTY, ILLINOIS

OFFICIAL RESULTS

RUN DATE:04/16/25 09:52 AM

2025 CONSOLIDATED ELECTION

APRIL 1, 2025

REPORT-EL52

PAGE 0109

WITH 1 OF 1 PRECINCTS REPORTING

VOTES PERCENT

PORT BYRON TOWNSHIP - SUPERVISOR

(VOTE FOR) 1

01 = James McDaniel (DEM)

89 40.09

02 = Shirley Hollister (REP)

133 59.91

-----  
01 02

-----  
89 133

0501 PORT BYRON

=====

NUMBERED KEY CANVASS

ROCK ISLAND COUNTY, ILLINOIS

OFFICIAL RESULTS

RUN DATE:04/16/25 09:52 AM

2025 CONSOLIDATED ELECTION

APRIL 1, 2025

REPORT-EL52

PAGE 0110

WITH 1 OF 1 PRECINCTS REPORTING

VOTES PERCENT

PORT BYRON TOWNSHIP - CLERK

(VOTE FOR) 1

01 = JoDe Walker (DEM)

163 100.00

02 = No Candidate Filed (REP)

0

-----  
01 02

-----  
163 0

0501 PORT BYRON

=====

NUMBERED KEY CANVASS

ROCK ISLAND COUNTY, ILLINOIS  
2025 CONSOLIDATED ELECTION  
APRIL 1, 2025

OFFICIAL RESULTS

RUN DATE:04/16/25 09:47 AM

REPORT-EL52

PAGE 0133

WITH 2 OF 2 PRECINCTS REPORTING

VOTES PERCENT

MTA CORDOVA/PORT BYRON

(VOTE FOR) 1

01 = Charles Tague (DEM)

02 = No Candidate Filed (REP)

300 100.00

0

-----  
01 02  
-----

0101 CORDOVA

137 0

0501 PORT BYRON

163 0

=====



NUMBERED KEY CANVASS

RUN DATE:04/16/25 09:52 AM

ROCK ISLAND COUNTY, ILLINOIS

2025 CONSOLIDATED ELECTION

APRIL 1, 2025

OFFICIAL RESULTS

REPORT-EL52

PAGE 0111

WITH 1 OF 1 PRECINCTS REPORTING

PORT BYRON TOWNSHIP - TRUSTEE

(VOTE FOR) 4

01 = William Gilbert (DEM)

02 = Nicholas Mitton (DEM)

03 = Guy Stowe (DEM)

04 = Ben Barber (REP)

VOTES PERCENT

106 13.95

120 15.79

88 11.58

121 15.92

05 = Craig Hollister (REP)

06 = Milo (Mike) Tyler (REP)

07 = Pat Tyler (REP)

VOTES PERCENT

114 15.00

105 13.82

106 13.95

-----  
01 02 03 04 05 06 07  
-----

0501 PORT BYRON

106 120 88 121 114 105 106  
=====

KAREN KINNEY  
ROCK ISLAND COUNTY CLERK

*Certification of Port Byron Township Trustee tie for 4<sup>th</sup> position*

STATE OF ILLINOIS                    )  
                                                  ) SS.  
COUNTY OF ROCK ISLAND        )


Political Division: Rock Island County Clerk  
Candidates: William Gilbert & Pat Tyler

I, the undersigned Election Authority, do hereby certify that a lot was held on April 17, 2025 at 10:00 am, in the Office of the Rock Island County Clerk at 1504 3rd Avenue, Rock Island, Illinois, for the purpose of determining the 4<sup>th</sup> elected Trustee position. Both candidates received 106 votes in the Consolidated General Election, held April 1, 2025. The candidate in Position No. 01 will win the 4<sup>th</sup> Trustee position:

Position No. 01: Pat Tyler

Position No. 02: William Gilbert

DATED: 4-17-25

  
.....  
Election Authority

I certify that I was present at said lottery and that I duly witnessed the above specified results.

Witness name: Marsha Yeater

Witness full address:

109 Cleveland Road

Colona

DATED: 4-17-2025

x Marsha L. Yeater  
.....  
Witness signature

# ABSTRACT OF VOTES

COUNTY OF ROCK ISLAND

STATE OF ILLINOIS

We, the undersigned members of the canvassing board for Rock Island County do hereby certify that on April 17, 2025 we canvassed the returns for the election held on April 1, 2025, and do proclaim that a total of 19,679 voters requested and received ballots and we do further certify that the candidates received the number of votes herein recorded.

## Rock Island Township

OFFICE		PARTY	CANDIDATE NAME (Place a ✱ next to the name(s) of candidate(s) elected)	TOTAL VOTES
Supervisor - 4 Year	Vote for: 1	Democratic	John Brandmeyer Jr.	1277 ✱
	Vote for: 1	Republican	No Candidate Filed	0
Clerk - 4 Year	Vote for: 1	Democratic	Heather J. Gray	1277 ✱
	Vote for: 1	Republican	No Candidate Filed	0
Assessor - 4 Year	Vote for: 1	Democratic	Christina Wilson	1268 ✱
	Vote for: 1	Republican	No Candidate Filed	0
Trustee - 4 Year	Vote for: 4	Democratic	Rita Kirk	984 ✱
	Vote for: 4	Democratic	Jeff Lam	976 ✱
	Vote for: 4	Democratic	Vincent Thomas	968 ✱
	Vote for: 4	Democratic	Tia Parker	962 ✱
	Vote for: 4	Republican	No Candidate Filed	0

We further certify that the above is a true and complete Abstract of Votes and was prepared in our presence on April 17, 2025.

Margaret Crouch  
(Member of Canvassing Board)

\_\_\_\_\_  
(Member of Canvassing Board)

Felty Shields  
(Member of Canvassing Board)

\_\_\_\_\_  
(Member of Canvassing Board)

Tom Kurne  
(Member of Canvassing Board)

\_\_\_\_\_  
(Member of Canvassing Board)

Conrad Agueler  
(Member of Canvassing Board)

\_\_\_\_\_  
(Member of Canvassing Board)

NOTE: "Each Election Authority shall immediately transmit a signed copy or original duplicate of its complete Abstract of Votes to each election authority having jurisdiction over any of the territory of the respective political subdivision and to the State Board of Elections..." 10 ILCS 5/22-18.

NUMBERED KEY CANVASS

RUN DATE:04/16/25 09:52 AM

ROCK ISLAND COUNTY, ILLINOIS  
2025 CONSOLIDATED ELECTION  
APRIL 1, 2025

OFFICIAL RESULTS

REPORT-EL52

PAGE 0112

WITH 15 OF 15 PRECINCTS REPORTING

VOTES PERCENT

ROCK ISLAND TOWNSHIP - SUPERVISOR  
(VOTE FOR) 1

01 = John Brandmeyer Jr. (DEM)

02 = No Candidate Filed (REP)

1,277 100.00  
0

	01	02
0901 ROCK ISLAND 1	65	0
0902 ROCK ISLAND 2	47	0
0903 ROCK ISLAND 3	100	0
0904 ROCK ISLAND 4	23	0
0905 ROCK ISLAND 5	96	0
0906 ROCK ISLAND 6	128	0
0907 ROCK ISLAND 7	77	0
0908 ROCK ISLAND 8	80	0
0909 ROCK ISLAND 9	82	0
0910 ROCK ISLAND 10	199	0
0911 ROCK ISLAND 11	43	0
0912 ROCK ISLAND 12	60	0
0913 ROCK ISLAND 13	77	0
0914 ROCK ISLAND 14	59	0
0915 ROCK ISLAND 15	141	0

NUMBERED KEY CANVASS

RUN DATE:04/16/25 09:52 AM

ROCK ISLAND COUNTY, ILLINOIS

2025 CONSOLIDATED ELECTION

APRIL 1, 2025

OFFICIAL RESULTS

REPORT-EL52

PAGE 0113

WITH 15 OF 15 PRECINCTS REPORTING

VOTES PERCENT

ROCK ISLAND TOWNSHIP - CLERK

(VOTE FOR) 1

01 = Heather J. Gray (DEM)

02 = No Candidate Filed (REP)

1,277 100.00

0

-----  
01 02  
-----

0901 ROCK ISLAND 1	66	0
0902 ROCK ISLAND 2	48	0
0903 ROCK ISLAND 3	102	0
0904 ROCK ISLAND 4	23	0
0905 ROCK ISLAND 5	97	0
0906 ROCK ISLAND 6	128	0
0907 ROCK ISLAND 7	80	0
0908 ROCK ISLAND 8	80	0
0909 ROCK ISLAND 9	83	0
0910 ROCK ISLAND 10	199	0
0911 ROCK ISLAND 11	44	0
0912 ROCK ISLAND 12	60	0
0913 ROCK ISLAND 13	71	0
0914 ROCK ISLAND 14	58	0
0915 ROCK ISLAND 15	138	0

=====

NUMBERED KEY CANVASS

RUN DATE:04/16/25 09:52 AM

ROCK ISLAND TOWNSHIP - ASSESSOR  
(VOTE FOR) 1  
01 = Christina Wilson (DEM)  
02 = No Candidate Filed (REP)

ROCK ISLAND COUNTY, ILLINOIS  
2025 CONSOLIDATED ELECTION  
APRIL 1, 2025

OFFICIAL RESULTS

REPORT-EL52

PAGE 0114

WITH 15 OF 15 PRECINCTS REPORTING

VOTES PERCENT

1,268 100.00  
0

	01	02
0901 ROCK ISLAND 1	67	0
0902 ROCK ISLAND 2	48	0
0903 ROCK ISLAND 3	100	0
0904 ROCK ISLAND 4	21	0
0905 ROCK ISLAND 5	96	0
0906 ROCK ISLAND 6	126	0
0907 ROCK ISLAND 7	79	0
0908 ROCK ISLAND 8	81	0
0909 ROCK ISLAND 9	82	0
0910 ROCK ISLAND 10	199	0
0911 ROCK ISLAND 11	45	0
0912 ROCK ISLAND 12	58	0
0913 ROCK ISLAND 13	71	0
0914 ROCK ISLAND 14	57	0
0915 ROCK ISLAND 15	138	0

RUN DATE:04/16/25 09:52 AM

2025 CONSOLIDATED ELECTION

APRIL 1, 2025

REPORT-EL52

PAGE 0115

WITH 15 OF 15 PRECINCTS REPORTING

ROCK ISLAND TOWNSHIP - TRUSTEE

VOTES PERCENT

VOTES PERCENT

(VOTE FOR) 4

01 = Rita Kirk (DEM)

984 25.30

02 = Jeff Lam (DEM)

976 25.09

03 = Vincent Thomas (DEM)

968 24.88

04 = Tia Parker (DEM)

962 24.73

05 = No Candidate Filed (REP)

0

	01	02	03	04	05
0901 ROCK ISLAND 1	43	47	39	42	0
0902 ROCK ISLAND 2	34	34	35	34	0
0903 ROCK ISLAND 3	69	81	74	70	0
0904 ROCK ISLAND 4	13	14	17	16	0
0905 ROCK ISLAND 5	68	77	68	69	0
0906 ROCK ISLAND 6	95	94	92	100	0
0907 ROCK ISLAND 7	61	63	58	67	0
0908 ROCK ISLAND 8	61	58	73	65	0
0909 ROCK ISLAND 9	68	62	61	62	0
0910 ROCK ISLAND 10	170	149	152	153	0
0911 ROCK ISLAND 11	38	33	36	30	0
0912 ROCK ISLAND 12	42	49	49	44	0
0913 ROCK ISLAND 13	58	56	53	56	0
0914 ROCK ISLAND 14	49	51	50	47	0
0915 ROCK ISLAND 15	115	108	111	107	0

# ABSTRACT OF VOTES

COUNTY OF ROCK ISLAND

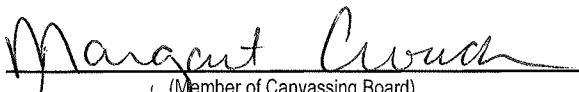
STATE OF ILLINOIS


We, the undersigned members of the canvassing board for Rock Island County do hereby certify that on April 17, 2025 we canvassed the returns for the election held on April 1, 2025, and do proclaim that a total of 19,679 voters requested and received ballots and we do further certify that the candidates received the number of votes herein recorded.


## Rural Township


OFFICE		PARTY	CANDIDATE NAME	(Place a ✱ next to the name(s) of candidate(s) elected)	TOTAL VOTES
Supervisor - 4 Year	Vote for: 1	Democratic	No Candidate Filed		0
	Vote for: 1	Republican	Ryan Mackin		222 ✱
Clerk - 4 Year	Vote for: 1	Democratic	No Candidate Filed		0
	Vote for: 1	Republican	Cameon K. Stone		218 ✱
MTA BH/Rural - 4 Year	Vote for: 1	Democratic	Winna Pannell		1449 ✱
	Vote for: 1	Republican	No Candidate Filed		0
Rd Comm - 4 Year	Vote for: 1	Democratic	Kyle Jahn		88
	Vote for: 1	Republican	Eric Hamerlinck		194 ✱
Trustee - 4 Year	Vote for: 4	Democratic	Dave Collier		107
	Vote for: 4	Democratic	John Tady		116
	Vote for: 4	Democratic	Kelly Shields		101
	Vote for: 4	Republican	Daniel Bradley		158 ✱
	Vote for: 4	Republican	Larry Greim		168 ✱
	Vote for: 4	Republican	Peter McKenzie		167 ✱
	Vote for: 4	Republican	Jason Wallin		182 ✱

We further certify that the above is a true and complete Abstract of Votes and was prepared in our presence on April 17, 2025.

  
 (Member of Canvassing Board)

  
 (Member of Canvassing Board)

  
 (Member of Canvassing Board)

  
 (Member of Canvassing Board)

\_\_\_\_\_  
(Member of Canvassing Board)

\_\_\_\_\_  
(Member of Canvassing Board)

\_\_\_\_\_  
(Member of Canvassing Board)

\_\_\_\_\_  
(Member of Canvassing Board)

NOTE: "Each Election Authority shall immediately transmit a signed copy or original duplicate of its complete Abstract of Votes to each election authority having jurisdiction over any of the territory of the respective political subdivision and to the State Board of Elections..." 10 ILCS 5/22-18.



NUMBERED KEY CANVASS

RUN DATE:04/16/25 09:52 AM

ROCK ISLAND COUNTY, ILLINOIS  
2025 CONSOLIDATED ELECTION  
APRIL 1, 2025

OFFICIAL RESULTS

REPORT-EL52

PAGE 0116

WITH 1 OF 1 PRECINCTS REPORTING

VOTES PERCENT

RURAL TOWNSHIP - SUPERVISOR

(VOTE FOR) 1

01 = No Candidate Filed (DEM)

02 = Ryan Mackin (REP)

0

222 100.00

-----  
01 02  
-----

1301 RURAL

0 222  
=====

NUMBERED KEY CANVASS

ROCK ISLAND COUNTY, ILLINOIS

OFFICIAL RESULTS

RUN DATE:04/16/25 09:52 AM

2025 CONSOLIDATED ELECTION

APRIL 1, 2025

REPORT-EL52

PAGE 0117

WITH 1 OF 1 PRECINCTS REPORTING

VOTES PERCENT

RURAL TOWNSHIP - CLERK

(VOTE FOR) 1

01 = No Candidate Filed (DEM)

0

02 = Cameon K. Stone (REP)

218 100.00

-----  
01 02

-----  
0 218

1301 RURAL

=====

NUMBERED KEY CANVASS  
RUN DATE:04/16/25 09:47 AM

ROCK ISLAND COUNTY, ILLINOIS  
2025 CONSOLIDATED ELECTION  
APRIL 1, 2025  
WITH 8 OF 8 PRECINCTS REPORTING

OFFICIAL RESULTS  
REPORT-EL52  
PAGE 0134

MTA BLACKHAWK/RURAL  
(VOTE FOR) 1  
01 = Winna Pannell (DEM)  
02 = No Candidate Filed (REP)

VOTES PERCENT  
1,449 100.00  
0

	01	02
1101 BLACKHAWK 1	109	0
1102 BLACKHAWK 2	124	0
1103 BLACKHAWK 3	370	0
1104 BLACKHAWK 4	168	0
1105 BLACKHAWK 5	76	0
1106 BLACKHAWK 6	171	0
1107 BLACKHAWK 7	243	0
1301 RURAL	188	0

=====

NUMBERED KEY CANVASS

RUN DATE:04/16/25 09:52 AM

ROCK ISLAND COUNTY, ILLINOIS

2025 CONSOLIDATED ELECTION

APRIL 1, 2025

OFFICIAL RESULTS

REPORT-EL52

PAGE 0118

WITH 1 OF 1 PRECINCTS REPORTING

VOTES PERCENT

RURAL TOWNSHIP - ROAD COMMISSIONER

(VOTE FOR) 1

01 = Kyle Jahn (DEM)

02 = Eric Hamerlinck (REP)

88 31.21

194 68.79

-----  
01 02

-----  
88 194

1301 RURAL

=====

NUMBERED KEY CANVASS

RUN DATE:04/16/25 09:52 AM

ROCK ISLAND COUNTY, ILLINOIS  
2025 CONSOLIDATED ELECTION  
APRIL 1, 2025

OFFICIAL RESULTS

REPORT-EL52 PAGE 0119

WITH 1 OF 1 PRECINCTS REPORTING

RURAL TOWNSHIP - TRUSTEE  
(VOTE FOR) 4

01 = Dave Collier (DEM)  
02 = John Tady (DEM)  
03 = Kelly Shields (DEM)  
04 = Daniel Bradley (REP)

VOTES PERCENT

107 10.71  
116 11.61  
101 10.11  
158 15.82

05 = Larry Greim (REP)  
06 = Peter McKenzie (REP)  
07 = Jason Wallin (REP)

VOTES PERCENT

168 16.82  
167 16.72  
182 18.22

1301 RURAL

-----  
01 02 03 04 05 06 07  
-----  
107 116 101 158 168 167 182  
=====

# ABSTRACT OF VOTES

COUNTY OF ROCK ISLAND

STATE OF ILLINOIS

We, the undersigned members of the canvassing board for Rock Island County do hereby certify that on April 17, 2025 we canvassed the returns for the election held on April 1, 2025, and do proclaim that a total of 19,679 voters requested and received ballots and we do further certify that the candidates received the number of votes herein recorded.

## South Moline Township

OFFICE		PARTY	CANDIDATE NAME (Place a ✱ next to the name(s) of candidate(s) elected)	TOTAL VOTES
Supervisor - 4 Year	Vote for: 1	Republican	Robert "Bob" Schultz	2042
	Vote for: 1	Democratic	Gregorio "Greg" Aguilar	3467 ✱
Clerk - 4 Year	Vote for: 1	Republican	Nicholas "Nick" Vyncke	2228
	Vote for: 1	Democratic	Craig Loken	3264 ✱
Assessor - 4 Year	Vote for: 1	Republican	No Candidate Filed	0
	Vote for: 1	Democratic	Rick Mellinger	4388 ✱
Rd Comm - 4 Year	Vote for: 1	Republican	Mark Lundahl	1947
	Vote for: 1	Democratic	Luis S. Moreno	3547 ✱
Trustee - 4 Year	Vote for: 4	Republican	Chad Snelling	1904
	Vote for: 4	Republican	Andrea Anderson	1877
	Vote for: 4	Republican	Jon Ossian	1869
	Vote for: 4	Republican	Cathy Best	1913
	Vote for: 4	Democratic	Jeff Rivera	3179 ✱
	Vote for: 4	Democratic	Maritia Griffith	3173 ✱
	Vote for: 4	Democratic	Joseph "Joe" Lambrecht	3302 ✱
	Vote for: 4	Democratic	Nitra Kelley	3083 ✱

We further certify that the above is a true and complete Abstract of Votes and was prepared in our presence on April 17, 2025.

Margaret Croad  
(Member of Canvassing Board)

Kelly Shulak  
(Member of Canvassing Board)

James Summer  
(Member of Canvassing Board)

Conrad Spitzer  
(Member of Canvassing Board)

\_\_\_\_\_  
(Member of Canvassing Board)

\_\_\_\_\_  
(Member of Canvassing Board)

\_\_\_\_\_  
(Member of Canvassing Board)

\_\_\_\_\_  
(Member of Canvassing Board)

NOTE: "Each Election Authority shall immediately transmit a signed copy or original duplicate of its complete Abstract of Votes to each election authority having jurisdiction over any of the territory of the respective political subdivision and to the State Board of Elections..." 10 ILCS 5/22-18.

RUN DATE:04/16/25 09:52 AM

2025 CONSOLIDATED ELECTION

APRIL 1, 2025

REPORT-EL52

PAGE 0120

WITH 29 OF 29 PRECINCTS REPORTING

VOTES PERCENT

## SOUTH MOLINE TOWNSHIP - SUPERVISOR

(VOTE FOR) 1

01 = Robert "Bob" Schultz (REP)

2,042 37.07

02 = Gregorio "Greg" Aguilar (DEM)

3,467 62.93

	01	02
0701 SOUTH MOLINE 1	52	91
0702 SOUTH MOLINE 2	81	142
0703 SOUTH MOLINE 3	39	84
0704 SOUTH MOLINE 4	130	213
0705 SOUTH MOLINE 5	35	75
0706 SOUTH MOLINE 6	46	142
0707 SOUTH MOLINE 7	66	128
0708 SOUTH MOLINE 8	117	107
0709 SOUTH MOLINE 9	119	136
0710 SOUTH MOLINE 10	59	104
0711 SOUTH MOLINE 11	98	158
0712 SOUTH MOLINE 12	57	96
0713 SOUTH MOLINE 13	72	160
0714 SOUTH MOLINE 14	50	81
0715 SOUTH MOLINE 15	92	93
0716 SOUTH MOLINE 16	89	162
0717 SOUTH MOLINE 17	93	171
0718 SOUTH MOLINE 18	99	164
0719 SOUTH MOLINE 19	44	93
0720 SOUTH MOLINE 20	63	124
0721 SOUTH MOLINE 21	30	67
0722 SOUTH MOLINE 22	52	106
0723 SOUTH MOLINE 23	28	52
0724 SOUTH MOLINE 24	81	68
0725 SOUTH MOLINE 25	30	77
0726 SOUTH MOLINE 26	29	61
0727 SOUTH MOLINE 27	99	177
0728 SOUTH MOLINE 28	86	113
0729 SOUTH MOLINE 29	106	222

=====

WITH 29 OF 29 PRECINCTS REPORTING

SOUTH MOLINE TOWNSHIP - CLERK

(VOTE FOR) 1

01 = Nicholas "Nick" Vyncke (REP)

02 = Craig Loken (DEM)

VOTES PERCENT

2,228 40.57  
3,264 59.43

-----  
01 02  
-----

0701 SOUTH MOLINE 1	55	85
0702 SOUTH MOLINE 2	92	132
0703 SOUTH MOLINE 3	48	76
0704 SOUTH MOLINE 4	151	190
0705 SOUTH MOLINE 5	43	67
0706 SOUTH MOLINE 6	58	132
0707 SOUTH MOLINE 7	63	126
0708 SOUTH MOLINE 8	110	112
0709 SOUTH MOLINE 9	107	142
0710 SOUTH MOLINE 10	65	102
0711 SOUTH MOLINE 11	106	149
0712 SOUTH MOLINE 12	65	89
0713 SOUTH MOLINE 13	76	158
0714 SOUTH MOLINE 14	55	77
0715 SOUTH MOLINE 15	96	88
0716 SOUTH MOLINE 16	95	151
0717 SOUTH MOLINE 17	99	162
0718 SOUTH MOLINE 18	116	145
0719 SOUTH MOLINE 19	43	93
0720 SOUTH MOLINE 20	69	117
0721 SOUTH MOLINE 21	32	66
0722 SOUTH MOLINE 22	53	106
0723 SOUTH MOLINE 23	29	50
0724 SOUTH MOLINE 24	80	69
0725 SOUTH MOLINE 25	38	70
0726 SOUTH MOLINE 26	29	62
0727 SOUTH MOLINE 27	140	138
0728 SOUTH MOLINE 28	91	103
0729 SOUTH MOLINE 29	124	207

=====



VOTES PERCENT

SOUTH MOLINE TOWNSHIP - ASSESSOR

(VOTE FOR) 1

01 = No Candidate Filed (REP)

02 = Rick Mellinger (DEM)

0  
4,388 100.00

-----  
01 02  
-----

0701 SOUTH MOLINE 1	0	118
0702 SOUTH MOLINE 2	0	169
0703 SOUTH MOLINE 3	0	101
0704 SOUTH MOLINE 4	0	274
0705 SOUTH MOLINE 5	0	85
0706 SOUTH MOLINE 6	0	157
0707 SOUTH MOLINE 7	0	149
0708 SOUTH MOLINE 8	0	162
0709 SOUTH MOLINE 9	0	199
0710 SOUTH MOLINE 10	0	133
0711 SOUTH MOLINE 11	0	188
0712 SOUTH MOLINE 12	0	128
0713 SOUTH MOLINE 13	0	196
0714 SOUTH MOLINE 14	0	105
0715 SOUTH MOLINE 15	0	139
0716 SOUTH MOLINE 16	0	207
0717 SOUTH MOLINE 17	0	216
0718 SOUTH MOLINE 18	0	205
0719 SOUTH MOLINE 19	0	108
0720 SOUTH MOLINE 20	0	154
0721 SOUTH MOLINE 21	0	84
0722 SOUTH MOLINE 22	0	129
0723 SOUTH MOLINE 23	0	64
0724 SOUTH MOLINE 24	0	117
0725 SOUTH MOLINE 25	0	92
0726 SOUTH MOLINE 26	0	78
0727 SOUTH MOLINE 27	0	207
0728 SOUTH MOLINE 28	0	158
0729 SOUTH MOLINE 29	0	266

=====

RUN DATE:04/16/25 09:52 AM

2025 CONSOLIDATED ELECTION

APRIL 1, 2025

REPORT-EL52

PAGE 0123

WITH 29 OF 29 PRECINCTS REPORTING

VOTES PERCENT

## SOUTH MOLINE TOWNSHIP - ROAD COMMISSIONER

(VOTE FOR) 1

01 = Mark Lundahl (REP)

02 = Luis S. Moreno (DEM)

1,947 35.44

3,547 64.56

-----  
01 02  
-----

0701 SOUTH MOLINE 1	47	97
0702 SOUTH MOLINE 2	70	155
0703 SOUTH MOLINE 3	36	88
0704 SOUTH MOLINE 4	138	201
0705 SOUTH MOLINE 5	35	71
0706 SOUTH MOLINE 6	49	140
0707 SOUTH MOLINE 7	64	123
0708 SOUTH MOLINE 8	102	124
0709 SOUTH MOLINE 9	104	149
0710 SOUTH MOLINE 10	58	109
0711 SOUTH MOLINE 11	96	154
0712 SOUTH MOLINE 12	52	100
0713 SOUTH MOLINE 13	70	164
0714 SOUTH MOLINE 14	43	90
0715 SOUTH MOLINE 15	76	110
0716 SOUTH MOLINE 16	71	179
0717 SOUTH MOLINE 17	84	174
0718 SOUTH MOLINE 18	90	170
0719 SOUTH MOLINE 19	43	95
0720 SOUTH MOLINE 20	67	121
0721 SOUTH MOLINE 21	31	68
0722 SOUTH MOLINE 22	54	103
0723 SOUTH MOLINE 23	30	50
0724 SOUTH MOLINE 24	75	74
0725 SOUTH MOLINE 25	37	71
0726 SOUTH MOLINE 26	31	59
0727 SOUTH MOLINE 27	103	177
0728 SOUTH MOLINE 28	81	115
0729 SOUTH MOLINE 29	110	216

=====

RUN DATE:04/16/25 09:52 AM

REPORT-EL52 PAGE 0124

WITH 29 OF 29 PRECINCTS REPORTING

SOUTH MOLINE TOWNSHIP - TRUSTEE  
(VOTE FOR) 401 = Chad Snelling (REP)  
02 = Andrea Anderson (REP)  
03 = Jon Ossian (REP)  
04 = Cathy Best (REP)

VOTES PERCENT

1,904 9.38  
1,877 9.25  
1,869 9.21  
1,913 9.4205 = Jeff Rivera (DEM)  
06 = Maritia Griffith (DEM)  
07 = Joseph "Joe" Lambrecht (DEM)  
08 = Nitra Kelley (DEM)

VOTES PERCENT

3,179 15.66  
3,173 15.63  
3,302 16.27  
3,083 15.19

	01	02	03	04	05	06	07	08
0701 SOUTH MOLINE 1	42	38	39	39	84	85	88	82
0702 SOUTH MOLINE 2	75	71	65	67	131	129	137	128
0703 SOUTH MOLINE 3	40	42	37	40	73	76	78	72
0704 SOUTH MOLINE 4	137	123	132	129	190	186	196	185
0705 SOUTH MOLINE 5	39	37	39	39	73	64	69	65
0706 SOUTH MOLINE 6	45	49	50	48	129	134	132	127
0707 SOUTH MOLINE 7	62	62	59	66	111	114	114	111
0708 SOUTH MOLINE 8	106	108	110	114	110	105	109	99
0709 SOUTH MOLINE 9	97	104	107	99	138	143	141	136
0710 SOUTH MOLINE 10	56	55	51	52	93	85	97	87
0711 SOUTH MOLINE 11	97	97	96	100	146	144	150	146
0712 SOUTH MOLINE 12	50	41	41	46	96	88	101	86
0713 SOUTH MOLINE 13	67	68	70	75	152	153	155	150
0714 SOUTH MOLINE 14	47	43	42	46	74	73	81	71
0715 SOUTH MOLINE 15	71	68	65	62	86	88	94	79
0716 SOUTH MOLINE 16	80	79	72	73	154	149	163	147
0717 SOUTH MOLINE 17	81	78	76	79	158	150	165	149
0718 SOUTH MOLINE 18	93	85	83	87	152	152	156	149
0719 SOUTH MOLINE 19	43	40	44	44	85	88	88	87
0720 SOUTH MOLINE 20	54	58	74	65	109	113	114	109
0721 SOUTH MOLINE 21	31	34	30	33	61	62	61	56
0722 SOUTH MOLINE 22	45	47	51	52	98	96	106	99
0723 SOUTH MOLINE 23	28	27	23	29	44	48	49	42
0724 SOUTH MOLINE 24	61	57	60	66	71	76	75	70
0725 SOUTH MOLINE 25	34	32	37	34	64	64	64	61
0726 SOUTH MOLINE 26	29	30	30	30	55	56	53	56
0727 SOUTH MOLINE 27	108	101	97	97	151	148	163	148
0728 SOUTH MOLINE 28	79	84	81	88	95	99	104	95
0729 SOUTH MOLINE 29	107	119	108	114	196	205	199	191

# ABSTRACT OF VOTES

COUNTY OF ROCK ISLAND

STATE OF ILLINOIS

We, the undersigned members of the canvassing board for Rock Island County do hereby certify that on April 17, 2025 we canvassed the returns for the election held on April 1, 2025, and do proclaim that a total of 19,679 voters requested and received ballots and we do further certify that the candidates received the number of votes herein recorded.

## South Rock Island Township

OFFICE		PARTY	CANDIDATE NAME (Place a ✱ next to the name(s) of candidate(s) elected)	TOTAL VOTES
Supervisor - 4 Year	Vote for: 1	Democratic	Grace Diaz Shirk	2556 ✱
	Vote for: 1	Republican	Rod Simmer	1103
Clerk - 4 Year	Vote for: 1	Democratic	Kimberly "Kaye" Whitley	3013 ✱
	Vote for: 1	Republican	No Candidate Filed	0
Assessor - 4 Year	Vote for: 1	Democratic	Nichole Parker	3041 ✱
	Vote for: 1	Republican	No Candidate Filed	0
Trustee - 4 Year	Vote for: 4	Democratic	Bill Sowards	2565 ✱
	Vote for: 4	Democratic	Diana Hebbeln	2474 ✱
	Vote for: 4	Democratic	Mark Parr Jr	2465 ✱
	Vote for: 4	Democratic	Jonah Sallows-Hines	2266 ✱
	Vote for: 4	Republican	No Candidate Filed	0

We further certify that the above is a true and complete Abstract of Votes and was prepared in our presence on April 17, 2025.

Margaret Crouch  
(Member of Canvassing Board)

Billy Shields  
(Member of Canvassing Board)

Ken Kummer  
(Member of Canvassing Board)

Consuelo Aguilar  
(Member of Canvassing Board)

\_\_\_\_\_  
(Member of Canvassing Board)

\_\_\_\_\_  
(Member of Canvassing Board)

\_\_\_\_\_  
(Member of Canvassing Board)

\_\_\_\_\_  
(Member of Canvassing Board)

NOTE: "Each Election Authority shall immediately transmit a signed copy or original duplicate of its complete Abstract of Votes to each election authority having jurisdiction over any of the territory of the respective political subdivision and to the State Board of Elections..." 10 ILCS 5/22-18.

WITH 16 OF 16 PRECINCTS REPORTING

VOTES PERCENT

SOUTH ROCK ISLAND TOWNSHIP - SUPERVISOR

(VOTE FOR) 1

01 = Grace Diaz Shirk (DEM)

02 = Rod Simmer (REP)

2,556 69.86  
1,103 30.14

	01	02
1001 SOUTH ROCK ISLAND 1	92	14
1002 SOUTH ROCK ISLAND 2	103	16
1003 SOUTH ROCK ISLAND 3	199	83
1004 SOUTH ROCK ISLAND 4	187	81
1005 SOUTH ROCK ISLAND 5	194	74
1006 SOUTH ROCK ISLAND 6	189	94
1007 SOUTH ROCK ISLAND 7	152	46
1008 SOUTH ROCK ISLAND 8	193	90
1009 SOUTH ROCK ISLAND 9	103	39
1010 SOUTH ROCK ISLAND 10	174	54
1011 SOUTH ROCK ISLAND 11	189	99
1012 SOUTH ROCK ISLAND 12	234	149
1013 SOUTH ROCK ISLAND 13	217	103
1014 SOUTH ROCK ISLAND 14	188	127
1015 SOUTH ROCK ISLAND 15	98	17
1016 SOUTH ROCK ISLAND 16	44	17

=====

NUMBERED KEY CANVASS

RUN DATE:04/16/25 09:52 AM

ROCK ISLAND COUNTY, ILLINOIS  
2025 CONSOLIDATED ELECTION  
APRIL 1, 2025

OFFICIAL RESULTS

REPORT-EL52

PAGE 0126

WITH 16 OF 16 PRECINCTS REPORTING

VOTES PERCENT

SOUTH ROCK ISLAND TOWNSHIP - CLERK

(VOTE FOR) 1

01 = Kimberly "Kaye" Whitley (DEM)

02 = No Candidate Filed (REP)

3,013 100.00

0

	01	02
1001 SOUTH ROCK ISLAND 1	102	0
1002 SOUTH ROCK ISLAND 2	110	0
1003 SOUTH ROCK ISLAND 3	241	0
1004 SOUTH ROCK ISLAND 4	224	0
1005 SOUTH ROCK ISLAND 5	231	0
1006 SOUTH ROCK ISLAND 6	232	0
1007 SOUTH ROCK ISLAND 7	178	0
1008 SOUTH ROCK ISLAND 8	221	0
1009 SOUTH ROCK ISLAND 9	111	0
1010 SOUTH ROCK ISLAND 10	195	0
1011 SOUTH ROCK ISLAND 11	226	0
1012 SOUTH ROCK ISLAND 12	296	0
1013 SOUTH ROCK ISLAND 13	254	0
1014 SOUTH ROCK ISLAND 14	228	0
1015 SOUTH ROCK ISLAND 15	111	0
1016 SOUTH ROCK ISLAND 16	53	0

WITH 16 OF 16 PRECINCTS REPORTING

VOTES PERCENT

SOUTH ROCK ISLAND TOWNSHIP - ASSESSOR

(VOTE FOR) 1

01 = Nichole Parker (DEM)

02 = No Candidate Filed (REP)

3,041 100.00  
0

	01	02
1001 SOUTH ROCK ISLAND 1	100	0
1002 SOUTH ROCK ISLAND 2	108	0
1003 SOUTH ROCK ISLAND 3	242	0
1004 SOUTH ROCK ISLAND 4	224	0
1005 SOUTH ROCK ISLAND 5	231	0
1006 SOUTH ROCK ISLAND 6	236	0
1007 SOUTH ROCK ISLAND 7	178	0
1008 SOUTH ROCK ISLAND 8	224	0
1009 SOUTH ROCK ISLAND 9	113	0
1010 SOUTH ROCK ISLAND 10	199	0
1011 SOUTH ROCK ISLAND 11	229	0
1012 SOUTH ROCK ISLAND 12	303	0
1013 SOUTH ROCK ISLAND 13	256	0
1014 SOUTH ROCK ISLAND 14	234	0
1015 SOUTH ROCK ISLAND 15	110	0
1016 SOUTH ROCK ISLAND 16	54	0

WITH 16 OF 16 PRECINCTS REPORTING

SOUTH ROCK ISLAND TOWNSHIP - TRUSTEE  
(VOTE FOR) 4

01 = Bill Sowards (DEM)  
02 = Diana Hebbeln (DEM)  
03 = Mark Parr Jr (DEM)

VOTES PERCENT

VOTES PERCENT

2,565 26.25  
2,474 25.32  
2,465 25.23

04 = Jonah Sallows-Hines (DEM)  
05 = No Candidate Filed (REP)

2,266 23.19  
0

	01	02	03	04	05
1001 SOUTH ROCK ISLAND 1	73	76	76	67	0
1002 SOUTH ROCK ISLAND 2	83	77	80	70	0
1003 SOUTH ROCK ISLAND 3	193	187	194	183	0
1004 SOUTH ROCK ISLAND 4	188	186	186	180	0
1005 SOUTH ROCK ISLAND 5	213	194	191	186	0
1006 SOUTH ROCK ISLAND 6	212	195	196	188	0
1007 SOUTH ROCK ISLAND 7	156	158	155	148	0
1008 SOUTH ROCK ISLAND 8	198	190	195	179	0
1009 SOUTH ROCK ISLAND 9	105	101	100	91	0
1010 SOUTH ROCK ISLAND 10	163	160	148	134	0
1011 SOUTH ROCK ISLAND 11	194	181	175	162	0
1012 SOUTH ROCK ISLAND 12	253	249	242	212	0
1013 SOUTH ROCK ISLAND 13	220	214	210	192	0
1014 SOUTH ROCK ISLAND 14	191	180	198	168	0
1015 SOUTH ROCK ISLAND 15	80	82	79	69	0
1016 SOUTH ROCK ISLAND 16	43	44	40	37	0



# ABSTRACT OF VOTES

COUNTY OF ROCK ISLAND

STATE OF ILLINOIS


We, the undersigned members of the canvassing board for Rock Island County do hereby certify that on April 17, 2025 we canvassed the returns for the election held on April 1, 2025, and do proclaim that a total of 19,679 voters requested and received ballots and we do further certify that the candidates received the number of votes herein recorded.


## Zuma Township


OFFICE		PARTY	CANDIDATE NAME	(Place a ✱ next to the name(s) of candidate(s) elected)	TOTAL VOTES
Supervisor - 4 Year	Vote for: 1	Republican	Douglas Zumaris		88 ✱
	Vote for: 1	Democratic	No Candidate Filed		0
Clerk - 4 Year	Vote for: 1	Republican	Stephen L Dickhut		86 ✱
	Vote for: 1	Democratic	No Candidate Filed		0
Rd Comm - 4 Year	Vote for: 1	Republican	Brian Tiesman		88 ✱
	Vote for: 1	Democratic	No Candidate Filed		0
Trustee - 4 Year	Vote for: 4	Republican	James Conner		79 ✱
	Vote for: 4	Republican	Richard Frels		77 ✱
	Vote for: 4	Republican	David Brooks		76 ✱
	Vote for: 4	Republican	Arlan Cox		79 ✱
	Vote for: 4	Democratic	No Candidate Filed		0

We further certify that the above is a true and complete Abstract of Votes and was prepared in our presence on April 17, 2025.

  
(Member of Canvassing Board)

  
(Member of Canvassing Board)

  
(Member of Canvassing Board)

  
(Member of Canvassing Board)

\_\_\_\_\_  
(Member of Canvassing Board)

\_\_\_\_\_  
(Member of Canvassing Board)

\_\_\_\_\_  
(Member of Canvassing Board)

\_\_\_\_\_  
(Member of Canvassing Board)

NOTE: "Each Election Authority shall immediately transmit a signed copy or original duplicate of its complete Abstract of Votes to each election authority having jurisdiction over any of the territory of the respective political subdivision and to the State Board of Elections..." 10 ILCS 5/22-18.

NUMBERED KEY CANVASS

ROCK ISLAND COUNTY, ILLINOIS

OFFICIAL RESULTS

RUN DATE:04/16/25 09:52 AM

2025 CONSOLIDATED ELECTION

APRIL 1, 2025

REPORT-EL52

PAGE 0129

WITH 1 OF 1 PRECINCTS REPORTING

VOTES PERCENT

ZUMA TOWNSHIP - SUPERVISOR

(VOTE FOR) 1

01 = Douglas Zumaris (REP)

88 100.00

02 = No Candidate Filed (DEM)

0

-----  
01 02

-----  
88 0

0401 ZUMA

=====

NUMBERED KEY CANVASS

ROCK ISLAND COUNTY, ILLINOIS

OFFICIAL RESULTS

RUN DATE:04/16/25 09:52 AM

2025 CONSOLIDATED ELECTION

APRIL 1, 2025

REPORT-EL52

PAGE 0130

WITH 1 OF 1 PRECINCTS REPORTING

VOTES PERCENT

ZUMA TOWNSHIP - CLERK

(VOTE FOR) 1

01 = Stephen L Dickhut (REP)

86 100.00

02 = No Candidate Filed (DEM)

0

-----  
01 02

-----  
86 0

0401 ZUMA

=====

NUMBERED KEY CANVASS

ROCK ISLAND COUNTY, ILLINOIS

OFFICIAL RESULTS

RUN DATE:04/16/25 09:52 AM

2025 CONSOLIDATED ELECTION

APRIL 1, 2025

REPORT-EL52

PAGE 0131

WITH 1 OF 1 PRECINCTS REPORTING

VOTES PERCENT

ZUMA TOWNSHIP - ROAD COMMISSIONER

(VOTE FOR) 1

01 = Brian Tiesman (REP)

88 100.00

02 = No Candidate Filed (DEM)

0

-----  
01 02

-----  
88 0

0401 ZUMA

=====

NUMBERED KEY CANVASS

RUN DATE:04/16/25 09:52 AM

ROCK ISLAND COUNTY, ILLINOIS  
2025 CONSOLIDATED ELECTION  
APRIL 1, 2025

OFFICIAL RESULTS

REPORT-EL52 PAGE 0132

WITH 1 OF 1 PRECINCTS REPORTING

ZUMA TOWNSHIP - TRUSTEE  
(VOTE FOR) 4

01 = James Conner (REP)  
02 = Richard Frels (REP)  
03 = David Brooks (REP)

VOTES PERCENT

79 25.40  
77 24.76  
76 24.44

04 = Arlan Cox (REP)  
05 = No Candidate Filed (DEM)

VOTES PERCENT

79 25.40  
0

01	02	03	04	05
79	77	76	79	0

0401 ZUMA

=====





# ABSTRACT OF VOTES

COUNTY OF ROCK ISLAND

STATE OF ILLINOIS


We, the undersigned members of the canvassing board for Rock Island County do hereby certify that on April 17, 2025 we canvassed the returns for the election held on April 1, 2025, and do proclaim that a total of 19,679 voters requested and received ballots and we do further certify that the candidates received the number of votes herein recorded.


## Andalusia Township Library


OFFICE		PARTY	CANDIDATE NAME	(Place a "X" next to the name(s) of candidate(s) elected)	TOTAL VOTES
Trustee - 4 Year	Vote for: 4	Nonpartisan	Riley Vroman		333 
	Vote for: 4	Nonpartisan	Bonnie Bridgford		344 
	Vote for: 4	Nonpartisan	Barbara A. Hills-Ellis		288 
	Vote for: 4	Nonpartisan	Marcia L. Manner		336 

We further certify that the above is a true and complete Abstract of Votes and was prepared in our presence on April 17, 2025.

  
(Member of Canvassing Board)

  
(Member of Canvassing Board)

  
(Member of Canvassing Board)

  
(Member of Canvassing Board)

\_\_\_\_\_  
(Member of Canvassing Board)

\_\_\_\_\_  
(Member of Canvassing Board)

\_\_\_\_\_  
(Member of Canvassing Board)

\_\_\_\_\_  
(Member of Canvassing Board)

NOTE: "Each Election Authority shall immediately transmit a signed copy or original duplicate of its complete Abstract of Votes to each election authority having jurisdiction over any of the territory of the respective political subdivision and to the State Board of Elections..." 10 ILCS 5/22-18.

NUMBERED KEY CANVASS

RUN DATE:04/16/25 09:52 AM

ROCK ISLAND COUNTY, ILLINOIS  
2025 CONSOLIDATED ELECTION  
APRIL 1, 2025

OFFICIAL RESULTS

REPORT-EL52 PAGE 0136

WITH 1 OF 1 PRECINCTS REPORTING

ANDALUSIA TOWNSHIP LIBRARY  
(VOTE FOR) 4  
01 = Riley Vroman  
02 = Bonnie Bridgford

VOTES PERCENT

VOTES PERCENT

333 25.60  
344 26.44

03 = Barbara A. Hills-Ellis  
04 = Marcia L. Manner

288 22.14  
336 25.83

-----  
01 02 03 04  
-----

1601 ANDALUSIA

333 344 288 336

=====


**ABSTRACT OF VOTES**

COUNTY OF ROCK ISLAND

STATE OF ILLINOIS


We, the undersigned members of the canvassing board for Rock Island County do hereby certify that on April 17, 2025 we canvassed the returns for the election held on April 1, 2025, and do proclaim that a total of 19,679 voters requested and received ballots and we do further certify that the candidates received the number of votes herein recorded.


**Cordova District Library**


OFFICE	PARTY	CANDIDATE NAME	(Place a "X" next to the name(s) of candidate(s) elected)	TOTAL VOTES
Trustee - 6 Year	Vote for: 2	Nonpartisan	Merredith L. Peterson	189 

We further certify that the above is a true and complete Abstract of Votes and was prepared in our presence on April 17, 2025.

  
 (Member of Canvassing Board)

  
 (Member of Canvassing Board)

  
 (Member of Canvassing Board)

  
 (Member of Canvassing Board)

\_\_\_\_\_  
 (Member of Canvassing Board)

\_\_\_\_\_  
 (Member of Canvassing Board)

\_\_\_\_\_  
 (Member of Canvassing Board)

\_\_\_\_\_  
 (Member of Canvassing Board)

NOTE: "Each Election Authority shall immediately transmit a signed copy or original duplicate of its complete Abstract of Votes to each election authority having jurisdiction over any of the territory of the respective political subdivision and to the State Board of Elections..." 10 ILCS 5/22-18.



NUMBERED KEY CANVASS

RUN DATE:04/16/25 09:52 AM

CORDOVA DISTRICT LIBRARY

(VOTE FOR) 2

01 = Merredith L. Peterson

ROCK ISLAND COUNTY, ILLINOIS

2025 CONSOLIDATED ELECTION

APRIL 1, 2025

VOTES PERCENT

OFFICIAL RESULTS

REPORT-EL52

PAGE 0137

WITH 3 OF 3 PRECINCTS REPORTING

189 100.00

-----  
01

-----

0101 CORDOVA 153

0201 COE 9

0501 PORT BYRON 27

=====

# ABSTRACT OF VOTES

COUNTY OF ROCK ISLAND

STATE OF ILLINOIS

We, the undersigned members of the canvassing board for Rock Island County do hereby certify that on April 17, 2025 we canvassed the returns for the election held on April 1, 2025, and do proclaim that a total of 19,679 voters requested and received ballots and we do further certify that the candidates received the number of votes herein recorded.

## Hampton District Library

OFFICE		PARTY	CANDIDATE NAME	(Place a "X" next to the name(s) of candidate(s) elected)	TOTAL VOTES
Trustee - Unex. 2 Year	Vote for: 3	Nonpartisan	Aonna Milefchik		291
Trustee - Unex. 4 Year	Vote for: 2	Nonpartisan	Sarah Nelson		273
	Vote for: 2	Nonpartisan	Sarah Manion		263
Trustee - 6 Year	Vote for: 2	Nonpartisan	Catherine A. Tredway		286

We further certify that the above is a true and complete Abstract of Votes and was prepared in our presence on April 17, 2025.

(Member of Canvassing Board)

(Member of Canvassing Board)

(Member of Canvassing Board)

(Member of Canvassing Board)

\_\_\_\_\_  
(Member of Canvassing Board)

\_\_\_\_\_  
(Member of Canvassing Board)

\_\_\_\_\_  
(Member of Canvassing Board)

\_\_\_\_\_  
(Member of Canvassing Board)

NOTE: "Each Election Authority shall immediately transmit a signed copy or original duplicate of its complete Abstract of Votes to each election authority having jurisdiction over any of the territory of the respective political subdivision and to the State Board of Elections..." 10 ILCS 5/22-18.

NUMBERED KEY CANVASS

ROCK ISLAND COUNTY, ILLINOIS

OFFICIAL RESULTS

RUN DATE:04/16/25 09:52 AM

2025 CONSOLIDATED ELECTION

APRIL 1, 2025

REPORT-EL52

PAGE 0138

WITH 2 OF 2 PRECINCTS REPORTING

VOTES PERCENT

HAMPTON PUBLIC LIBRARY DISTRICT 2 YR

(VOTE FOR) 3

01 = Aonna Milefchik

291 100.00

-----  
01  
-----

0602 HAMPTON 2

109

0617 HAMPTON 17

182  
=====

NUMBERED KEY CANVASS

ROCK ISLAND COUNTY, ILLINOIS

OFFICIAL RESULTS

RUN DATE:04/16/25 09:52 AM

2025 CONSOLIDATED ELECTION

APRIL 1, 2025

REPORT-EL52

PAGE 0139

WITH 2 OF 2 PRECINCTS REPORTING

VOTES PERCENT

HAMPTON PUBLIC LIBRARY DISTRICT 4 YR

(VOTE FOR) 2

01 = Sarah Nelson

02 = Sarah Manion

273 50.93

263 49.07

-----  
01 02

-----  
105 100

0602 HAMPTON 2

0617 HAMPTON 17

168 163

=====

NUMBERED KEY CANVASS

RUN DATE:04/16/25 09:52 AM

HAMPTON PUBLIC LIBRARY DISTRICT  
(VOTE FOR) 2  
01 = Catherine A. Tredway

ROCK ISLAND COUNTY, ILLINOIS  
2025 CONSOLIDATED ELECTION  
APRIL 1, 2025

OFFICIAL RESULTS

REPORT-EL52

PAGE 0140

WITH 2 OF 2 PRECINCTS REPORTING

VOTES PERCENT

286 100.00

-----  
01

-----  
111  
175

0602 HAMPTON 2  
0617 HAMPTON 17

=====

# ABSTRACT OF VOTES

COUNTY OF ROCK ISLAND

STATE OF ILLINOIS

We, the undersigned members of the canvassing board for Rock Island County do hereby certify that on April 17, 2025 we canvassed the returns for the election held on April 1, 2025, and do proclaim that a total of 19,679 voters requested and received ballots and we do further certify that the candidates received the number of votes herein recorded.

## Milan/Blackhawk Library

OFFICE		PARTY	CANDIDATE NAME	(Place a "X" next to the name(s) of candidate(s) elected)	TOTAL VOTES
Trustee - Unex. 2 Year	Vote for: 1	Nonpartisan	Mary Lundquist		1447 <input checked="" type="checkbox"/>
Trustee - 6 Year	Vote for: 2	Nonpartisan	Donna Abolt Stone		1195 <input checked="" type="checkbox"/>
	Vote for: 2	Nonpartisan	Tari Weeks		1121 <input checked="" type="checkbox"/>

We further certify that the above is a true and complete Abstract of Votes and was prepared in our presence on April 17, 2025.

Margaret Cusack  
(Member of Canvassing Board)

Kelly Shields  
(Member of Canvassing Board)

Sam Kanner  
(Member of Canvassing Board)

Consuelo Aguilar  
(Member of Canvassing Board)

\_\_\_\_\_  
(Member of Canvassing Board)

\_\_\_\_\_  
(Member of Canvassing Board)

\_\_\_\_\_  
(Member of Canvassing Board)

\_\_\_\_\_  
(Member of Canvassing Board)

NOTE: "Each Election Authority shall immediately transmit a signed copy or original duplicate of its complete Abstract of Votes to each election authority having jurisdiction over any of the territory of the respective political subdivision and to the State Board of Elections..." 10 ILCS 5/22-18.

NUMBERED KEY CANVASS

RUN DATE:04/16/25 09:52 AM

MILAN/BLACKHAWK LIBRARY 2 YR  
(VOTE FOR) 1  
01 = Mary Lundquist

ROCK ISLAND COUNTY, ILLINOIS  
2025 CONSOLIDATED ELECTION  
APRIL 1, 2025

OFFICIAL RESULTS

REPORT-EL52

PAGE 0141

WITH 10 OF 10 PRECINCTS REPORTING

VOTES PERCENT

1,447 100.00

-----  
01  
-----

1101 BLACKHAWK 1	96
1102 BLACKHAWK 2	121
1103 BLACKHAWK 3	299
1104 BLACKHAWK 4	56
1105 BLACKHAWK 5	54
1106 BLACKHAWK 6	174
1107 BLACKHAWK 7	94
1401 BOWLING 1	340
1501 EDGINGTON 1	97
1502 EDGINGTON 2	116

=====

NUMBERED KEY CANVASS

RUN DATE:04/16/25 09:52 AM

ROCK ISLAND COUNTY, ILLINOIS  
2025 CONSOLIDATED ELECTION  
APRIL 1, 2025

OFFICIAL RESULTS

REPORT-EL52

PAGE 0142

WITH 10 OF 10 PRECINCTS REPORTING

VOTES PERCENT

MILAN/BLACKHAWK LIBRARY

(VOTE FOR) 2

01 = Donna Abolt Stone

02 = Tari Weeks

1,195 51.60  
1,121 48.40

-----  
01 02  
-----

1101 BLACKHAWK 1	83	79
1102 BLACKHAWK 2	109	89
1103 BLACKHAWK 3	258	228
1104 BLACKHAWK 4	49	49
1105 BLACKHAWK 5	43	40
1106 BLACKHAWK 6	150	140
1107 BLACKHAWK 7	83	73
1401 BOWLING 1	241	243
1501 EDGINGTON 1	84	85
1502 EDGINGTON 2	95	95

=====



**ABSTRACT OF VOTES**

COUNTY OF ROCK ISLAND

STATE OF ILLINOIS

We, the undersigned members of the canvassing board for Rock Island County do hereby certify that on April 17, 2025 we canvassed the returns for the election held on April 1, 2025, and do proclaim that a total of 19,679 voters requested and received ballots and we do further certify that the candidates received the number of votes herein recorded.

**Moore Memorial Library**

OFFICE		PARTY	CANDIDATE NAME	(Place a "X" next to the name(s) of candidate(s) elected)	TOTAL VOTES
Trustee - Unex. 2 Year	Vote for: 1	Nonpartisan	No Candidate Filed		0
Trustee - 4 Year	Vote for: 3	Nonpartisan	Karen VanAusdall		23 X
	Vote for: 3	Nonpartisan	Theresa Brooks		29 X
	Vote for: 3	Nonpartisan	Beth Keith		30 X

We further certify that the above is a true and complete Abstract of Votes and was prepared in our presence on April 17, 2025.

Margaret Crouch  
(Member of Canvassing Board)

Telly Shields  
(Member of Canvassing Board)

Kim Turner  
(Member of Canvassing Board)

Conrad D. Gmitter  
(Member of Canvassing Board)

\_\_\_\_\_  
(Member of Canvassing Board)

\_\_\_\_\_  
(Member of Canvassing Board)

\_\_\_\_\_  
(Member of Canvassing Board)

\_\_\_\_\_  
(Member of Canvassing Board)

NOTE: "Each Election Authority shall immediately transmit a signed copy or original duplicate of its complete Abstract of Votes to each election authority having jurisdiction over any of the territory of the respective political subdivision and to the State Board of Elections..." 10 ILCS 5/22-18.

NUMBERED KEY CANVASS

RUN DATE:04/16/25 09:52 AM

MOORE MEMORIAL LIBRARY 2 YR  
(VOTE FOR) 1  
01 = No Candidate Filed

ROCK ISLAND COUNTY, ILLINOIS  
2025 CONSOLIDATED ELECTION  
APRIL 1, 2025

OFFICIAL RESULTS

REPORT-EL52

PAGE 0143

WITH 1 OF 1 PRECINCTS REPORTING

VOTES PERCENT

0

-----  
01

-----  
0

0301 CANOE CREEK

=====

NUMBERED KEY CANVASS

RUN DATE:04/16/25 09:52 AM

ROCK ISLAND COUNTY, ILLINOIS  
2025 CONSOLIDATED ELECTION  
APRIL 1, 2025

OFFICIAL RESULTS

REPORT-EL52 PAGE 0144

WITH 1 OF 1 PRECINCTS REPORTING

MOORE MEMORIAL LIBRARY

(VOTE FOR) 3

01 = Karen VanAusdall

02 = Theresa Brooks

VOTES PERCENT

23 28.05

29 35.37

03 = Beth Keith

VOTES PERCENT

30 36.59

-----  
01 02 03

-----  
23 29 30

0301 CANOE CREEK

=====

# ABSTRACT OF VOTES

COUNTY OF ROCK ISLAND

STATE OF ILLINOIS

We, the undersigned members of the canvassing board for Rock Island County do hereby certify that on April 17, 2025 we canvassed the returns for the election held on April 1, 2025, and do proclaim that a total of 19,679 voters requested and received ballots and we do further certify that the candidates received the number of votes herein recorded.

## River Valley Dist. Library

OFFICE		PARTY	CANDIDATE NAME	(Place a "X" next to the name(s) of candidate(s) elected)	TOTAL VOTES
Trustee - Unex. 2 Year	Vote for: 3	Nonpartisan	Ernest J. Engstrom		487 <input checked="" type="checkbox"/>
	Vote for: 3	Nonpartisan	Janice I. Schadt		511 <input checked="" type="checkbox"/>
	Vote for: 3	Nonpartisan	Jill R. Schutts		549 <input checked="" type="checkbox"/>
Trustee - 4 Year	Vote for: 4	Nonpartisan	Kathryn Mahraun		536 <input checked="" type="checkbox"/>
	Vote for: 4	Nonpartisan	Jordan Stalsberg		488 <input checked="" type="checkbox"/>
	Vote for: 4	Nonpartisan	Angela King		490 <input checked="" type="checkbox"/>

We further certify that the above is a true and complete Abstract of Votes and was prepared in our presence on April 17, 2025.

Margaret Crouch  
(Member of Canvassing Board)

Kelly Shields  
(Member of Canvassing Board)

Ken Kummer  
(Member of Canvassing Board)

Consuelo Aguilar  
(Member of Canvassing Board)

\_\_\_\_\_  
(Member of Canvassing Board)

\_\_\_\_\_  
(Member of Canvassing Board)

\_\_\_\_\_  
(Member of Canvassing Board)

\_\_\_\_\_  
(Member of Canvassing Board)

NOTE: "Each Election Authority shall immediately transmit a signed copy or original duplicate of its complete Abstract of Votes to each election authority having jurisdiction over any of the territory of the respective political subdivision and to the State Board of Elections..." 10 ILCS 5/22-18.

RUN DATE:04/16/25 09:52 AM

WITH 6 OF 6 PRECINCTS REPORTING

RIVER VALLEY DISTRICT LIBRARY 2 YR  
(VOTE FOR) 3  
01 = Ernest J. Engstrom  
02 = Janice I. Schadt

VOTES	PERCENT		VOTES	PERCENT
487	31.48			
511	33.03	03 = Jill R. Schutts	549	35.49

	01	02	03
0201 COE	111	114	129
0401 ZUMA	65	70	69
0501 PORT BYRON	123	132	142
0601 HAMPTON 1	135	141	153
0602 HAMPTON 2	49	50	52
0617 HAMPTON 17	4	4	4

=====

NUMBERED KEY CANVASS

RUN DATE:04/16/25 09:52 AM

ROCK ISLAND COUNTY, ILLINOIS  
2025 CONSOLIDATED ELECTION  
APRIL 1, 2025

OFFICIAL RESULTS

REPORT-EL52 PAGE 0146

WITH 6 OF 6 PRECINCTS REPORTING

RIVER VALLEY DISTRICT LIBRARY  
(VOTE FOR) 4

01 = Kathryn Mahraun  
02 = Jordan Stalsberg

VOTES PERCENT

VOTES PERCENT

536 35.40  
488 32.23

03 = Angela King

490 32.36

-----  
01 02 03  
-----

0201 COE	136	109	110
0401 ZUMA	74	66	70
0501 PORT BYRON	127	121	121
0601 HAMPTON 1	145	138	135
0602 HAMPTON 2	50	50	50
0617 HAMPTON 17	4	4	4

=====

# ABSTRACT OF VOTES

COUNTY OF ROCK ISLAND

STATE OF ILLINOIS

We, the undersigned members of the canvassing board for Rock Island County do hereby certify that on April 17, 2025 we canvassed the returns for the election held on April 1, 2025, and do proclaim that a total of 19,679 voters requested and received ballots and we do further certify that the candidates received the number of votes herein recorded.

## Robert R. Jones Public Library

OFFICE		PARTY	CANDIDATE NAME	(Place a "X" next to the name(s) of candidate(s) elected)	TOTAL VOTES
Trustee - Unex. 2 Year	Vote for: 3	Nonpartisan	Nicholas Hanna		370 X
	Vote for: 3	Nonpartisan	Patricia Jackson		414 X
Trustee - Unex. 4 Year	Vote for: 1	Nonpartisan	Janene R. Finley		439 X
Trustee - 6 Year	Vote for: 2	Nonpartisan	Dianna Saelens		422 X
	Vote for: 2	Nonpartisan	Bonnie Lawhorn		383 X

We further certify that the above is a true and complete Abstract of Votes and was prepared in our presence on April 17, 2025.

Margaret Cwack  
(Member of Canvassing Board)

Billy Shields  
(Member of Canvassing Board)

Lee Turner  
(Member of Canvassing Board)

Consuelo Depulaire  
(Member of Canvassing Board)

\_\_\_\_\_  
(Member of Canvassing Board)

\_\_\_\_\_  
(Member of Canvassing Board)

\_\_\_\_\_  
(Member of Canvassing Board)

\_\_\_\_\_  
(Member of Canvassing Board)

NOTE: "Each Election Authority shall immediately transmit a signed copy or original duplicate of its complete Abstract of Votes to each election authority having jurisdiction over any of the territory of the respective political subdivision and to the State Board of Elections..." 10 ILCS 5/22-18.

NUMBERED KEY CANVASS

RUN DATE:04/16/25 09:52 AM

ROCK ISLAND COUNTY, ILLINOIS

2025 CONSOLIDATED ELECTION

APRIL 1, 2025

OFFICIAL RESULTS

REPORT-EL52

PAGE 0147

WITH 5 OF 5 PRECINCTS REPORTING

VOTES PERCENT

ROBERT R. JONES LIBRARY 2 YR

(VOTE FOR) 3

01 = Nicholas Hanna

02 = Patricia Jackson

364 47.15

408 52.85

-----  
01 02  
-----

1103 BLACKHAWK 3

16 15

1105 BLACKHAWK 5

13 11

1201 COAL VALLEY 1

97 101

1202 COAL VALLEY 2

38 59

1203 COAL VALLEY 3

200 222

=====



NUMBERED KEY CANVASS

RUN DATE:04/16/25 09:52 AM

ROBERT R. JONES LIBRARY 4 YR

(VOTE FOR) 1

01 = Janene R. Finley

ROCK ISLAND COUNTY, ILLINOIS

2025 CONSOLIDATED ELECTION

APRIL 1, 2025

OFFICIAL RESULTS

REPORT-EL52

PAGE 0148

WITH 5 OF 5 PRECINCTS REPORTING

VOTES PERCENT

433 100.00

-----  
01

-----

1103 BLACKHAWK 3 17

1105 BLACKHAWK 5 16

1201 COAL VALLEY 1 109

1202 COAL VALLEY 2 61

1203 COAL VALLEY 3 230

=====

NUMBERED KEY CANVASS

RUN DATE:04/16/25 09:52 AM

ROCK ISLAND COUNTY, ILLINOIS  
2025 CONSOLIDATED ELECTION  
APRIL 1, 2025

OFFICIAL RESULTS

REPORT-EL52

PAGE 0149

WITH 5 OF 5 PRECINCTS REPORTING

VOTES PERCENT

ROBERT R. JONES LIBRARY

(VOTE FOR) 2

01 = Dianna Saelens

02 = Bonnie Lawhorn

416 52.46

377 47.54

-----  
01 02  
-----

1103 BLACKHAWK 3

14 18

1105 BLACKHAWK 5

14 12

1201 COAL VALLEY 1

104 95

1202 COAL VALLEY 2

51 50

1203 COAL VALLEY 3

233 202  
=====

WITH 1 OF 1 PRECINCTS REPORTING

	VOTES	PERCENT		VOTES	PERCENT
01 = BALLOTS CAST	6		LIBRARY TRUSTEE ROBERT R. JONES PUBLIC LIBRARY		
LIBRARY TRUSTEE ROBERT R. JONES PUBLIC LIBRARY			(VOTE FOR) 2		
(VOTE FOR) 2			09 = Nicholas Hanna	6	50.00
02 = Dianna Saelens	6	50.00	10 = Patricia Jackson	6	50.00
03 = Bonnie Lawhorn	6	50.00	11 = OVER VOTES	0	
04 = OVER VOTES	0		12 = UNDER VOTES	0	
05 = UNDER VOTES	0				
LIBRARY TRUSTEE ROBERT R. JONES PUBLIC LIBRARY					
(VOTE FOR) 1					
06 = Janene R. Finley	6	100.00			
07 = OVER VOTES	0				
08 = UNDER VOTES	0				

0006 COLONA 1

01	02	03	04	05	06	07	08	09	10	11	12
6	6	6	0	0	6	0	0	6	6	0	0

# ABSTRACT OF VOTES

COUNTY OF ROCK ISLAND

STATE OF ILLINOIS

We, the undersigned members of the canvassing board for Rock Island County do hereby certify that on April 17, 2025 we canvassed the returns for the election held on April 1, 2025, and do proclaim that a total of 19,679 voters requested and received ballots and we do further certify that the candidates received the number of votes herein recorded.

## Rock River Library Dist.

OFFICE		PARTY	CANDIDATE NAME	(Place a <b>■ ★ ■</b> next to the name(s) of candidate(s) elected)	TOTAL VOTES
Trustee - 6 Year	Vote for: 3	Nonpartisan	Julia Black		153 ★
	Vote for: 3	Nonpartisan	Stacy Bawden		148 ★
	Vote for: 3	Nonpartisan	Pamela Bragg		152 ★

We further certify that the above is a true and complete Abstract of Votes and was prepared in our presence on April 17, 2025.

Margaret Crouch  
(Member of Canvassing Board)

Kelly Shields  
(Member of Canvassing Board)

Ken Hunter  
(Member of Canvassing Board)

Conrad Boulard  
(Member of Canvassing Board)

\_\_\_\_\_  
(Member of Canvassing Board)

\_\_\_\_\_  
(Member of Canvassing Board)

\_\_\_\_\_  
(Member of Canvassing Board)

\_\_\_\_\_  
(Member of Canvassing Board)

NOTE: "Each Election Authority shall immediately transmit a signed copy or original duplicate of its complete Abstract of Votes to each election authority having jurisdiction over any of the territory of the respective political subdivision and to the State Board of Elections..." 10 ILCS 5/22-18.

ROCK RIVER LIBRARY  
(VOTE FOR) 3  
01 = Julia Black  
02 = Stacy Bawden

VOTES    PERCENT  
153    33.77  
148    32.67

03 = Pamela Bragg  
152    33.55

	01	02	03
0401 ZUMA	2	0	1
0601 HAMPTON 1	24	23	22
0605 HAMPTON 5	2	3	3
0607 HAMPTON 7	7	4	4
0608 HAMPTON 8	28	29	31
0609 HAMPTON 9	18	16	13
0610 HAMPTON 10	1	1	1
0612 HAMPTON 12	2	5	2
0616 HAMPTON 16	69	67	75
0617 HAMPTON 17	0	0	0



# ABSTRACT OF VOTES

COUNTY OF ROCK ISLAND

STATE OF ILLINOIS

We, the undersigned members of the canvassing board for Rock Island County do hereby certify that on April 17, 2025 we canvassed the returns for the election held on April 1, 2025, and do proclaim that a total of 19,679 voters requested and received ballots and we do further certify that the candidates received the number of votes herein recorded.


## Carbon Cliff/Barstow/Eagle Ridge #36

OFFICE	PARTY	CANDIDATE NAME	(Place a "X" next to the name(s) of candidate(s) elected)	TOTAL VOTES
Board Member - 4 Year	Vote for: 4	Nonpartisan	Stacy Gustaf	63 
	Vote for: 4	Nonpartisan	Cody Allen	72 


We further certify that the above is a true and complete Abstract of Votes and was prepared in our presence on April 17, 2025.

  
(Member of Canvassing Board)

\_\_\_\_\_  
(Member of Canvassing Board)

  
(Member of Canvassing Board)

\_\_\_\_\_  
(Member of Canvassing Board)

  
(Member of Canvassing Board)

\_\_\_\_\_  
(Member of Canvassing Board)

  
(Member of Canvassing Board)

\_\_\_\_\_  
(Member of Canvassing Board)

NOTE: "Each Election Authority shall immediately transmit a signed copy or original duplicate of its complete Abstract of Votes to each election authority having jurisdiction over any of the territory of the respective political subdivision and to the State Board of Elections..." 10 ILCS 5/22-18.

NUMBERED KEY CANVASS

RUN DATE:04/16/25 09:52 AM

ROCK ISLAND COUNTY, ILLINOIS  
2025 CONSOLIDATED ELECTION  
APRIL 1, 2025

OFFICIAL RESULTS

REPORT-EL52

PAGE 0153

WITH 3 OF 3 PRECINCTS REPORTING

VOTES PERCENT

CARBON CLIFF/BARSTOW SCHOOLS #36

(VOTE FOR) 4

01 = Stacy Gustaf

02 = Cody Allen

63 46.67

72 53.33

-----  
01 02

-----

0608 HAMPTON 8

23 28

0609 HAMPTON 9

3 4

0616 HAMPTON 16

37 40

=====

**ABSTRACT OF VOTES**

COUNTY OF ROCK ISLAND

STATE OF ILLINOIS

We, the undersigned members of the canvassing board for Rock Island County do hereby certify that on April 17, 2025 we canvassed the returns for the election held on April 1, 2025, and do proclaim that a total of 19,679 voters requested and received ballots and we do further certify that the candidates received the number of votes herein recorded.

**East Moline #37**

OFFICE	PARTY	CANDIDATE NAME	(Place a "X" next to the name(s) of candidate(s) elected)	TOTAL VOTES
Board Member - 4 Year	Vote for: 4	Nonpartisan	Christopher VanSpeybroeck	2599 <input checked="" type="checkbox"/>
	Vote for: 4	Nonpartisan	Joann Snelling	2443 <input checked="" type="checkbox"/>
	Vote for: 4	Nonpartisan	Amy Beeding	2379 <input checked="" type="checkbox"/>
	Vote for: 4	Nonpartisan	Jessica Krol	2448 <input checked="" type="checkbox"/>

We further certify that the above is a true and complete Abstract of Votes and was prepared in our presence on April 17, 2025.

Margaret Crouch  
(Member of Canvassing Board)

Telly Shields  
(Member of Canvassing Board)

Paul Danner  
(Member of Canvassing Board)

Conrad Bonebrake  
(Member of Canvassing Board)

\_\_\_\_\_  
(Member of Canvassing Board)

\_\_\_\_\_  
(Member of Canvassing Board)

\_\_\_\_\_  
(Member of Canvassing Board)

\_\_\_\_\_  
(Member of Canvassing Board)

NOTE: "Each Election Authority shall immediately transmit a signed copy or original duplicate of its complete Abstract of Votes to each election authority having jurisdiction over any of the territory of the respective political subdivision and to the State Board of Elections..." 10 ILCS 5/22-18.



WITH 27 OF 27 PRECINCTS REPORTING

EAST MOLINE SCHOOLS #37

(VOTE FOR) 4

01 = Christopher VanSpeybroeck  
02 = Joann Snelling

VOTES PERCENT

VOTES PERCENT

2,599 26.33  
2,443 24.75

03 = Amy Beeding  
04 = Jessica Krol

2,379 24.11  
2,448 24.80

	01	02	03	04
0603 HAMPTON 3	74	61	61	61
0604 HAMPTON 4	50	46	44	47
0605 HAMPTON 5	120	108	108	107
0607 HAMPTON 7	13	13	13	13
0610 HAMPTON 10	105	100	98	101
0612 HAMPTON 12	105	92	90	94
0613 HAMPTON 13	43	45	42	40
0614 HAMPTON 14	90	92	88	97
0615 HAMPTON 15	37	35	33	38
0616 HAMPTON 16	45	42	40	41
0617 HAMPTON 17	14	13	13	12
0701 SOUTH MOLINE 1	103	105	106	110
0702 SOUTH MOLINE 2	175	155	150	155
0703 SOUTH MOLINE 3	89	87	77	81
0704 SOUTH MOLINE 4	10	10	9	10
0710 SOUTH MOLINE 10	104	110	106	107
0711 SOUTH MOLINE 11	58	50	48	50
0712 SOUTH MOLINE 12	116	117	107	116
0714 SOUTH MOLINE 14	91	88	87	88
0715 SOUTH MOLINE 15	134	120	117	114
0716 SOUTH MOLINE 16	188	166	162	171
0717 SOUTH MOLINE 17	197	188	183	188
0718 SOUTH MOLINE 18	184	178	177	175
0721 SOUTH MOLINE 21	7	8	8	8
0727 SOUTH MOLINE 27	209	197	192	198
0728 SOUTH MOLINE 28	79	66	69	74
0729 SOUTH MOLINE 29	159	151	151	152




# ABSTRACT OF VOTES

COUNTY OF ROCK ISLAND

STATE OF ILLINOIS

We, the undersigned members of the canvassing board for Rock Island County do hereby certify that on April 17, 2025 we canvassed the returns for the election held on April 1, 2025, and do proclaim that a total of 19,679 voters requested and received ballots and we do further certify that the candidates received the number of votes herein recorded.


## Hampton #29

OFFICE	PARTY	CANDIDATE NAME	(Place a <b>■ ■ ■</b> next to the name(s) of candidate(s) elected)	TOTAL VOTES
Board Member - Unex. 2 Year	Vote for: 1	Nonpartisan	Ryan Gonzalez	327 
Board Member - 4 Year	Vote for: 3	Nonpartisan	Elizabeth Bornhoeft	300 
	Vote for: 3	Nonpartisan	Trina Larrison	278 

We further certify that the above is a true and complete Abstract of Votes and was prepared in our presence on April 17, 2025.

  
 (Member of Canvassing Board)


\_\_\_\_\_  
 (Member of Canvassing Board)

  
 (Member of Canvassing Board)

\_\_\_\_\_  
 (Member of Canvassing Board)

  
 (Member of Canvassing Board)

\_\_\_\_\_  
 (Member of Canvassing Board)

  
 (Member of Canvassing Board)

\_\_\_\_\_  
 (Member of Canvassing Board)

NOTE: "Each Election Authority shall immediately transmit a signed copy or original duplicate of its complete Abstract of Votes to each election authority having jurisdiction over any of the territory of the respective political subdivision and to the State Board of Elections..." 10 ILCS 5/22-18.

NUMBERED KEY CANVASS

RUN DATE:04/16/25 09:52 AM

ROCK ISLAND COUNTY, ILLINOIS  
2025 CONSOLIDATED ELECTION  
APRIL 1, 2025

OFFICIAL RESULTS

REPORT-EL52

PAGE 0157

WITH 4 OF 4 PRECINCTS REPORTING

VOTES PERCENT

HAMPTON SCHOOLS #29 2 YR

(VOTE FOR) 1

01 = Ryan Gonzalez

327 100.00

-----  
01

-----  
8

0601 HAMPTON 1

121

0602 HAMPTON 2

0

0607 HAMPTON 7

198

0617 HAMPTON 17

=====

NUMBERED KEY CANVASS

RUN DATE:04/16/25 09:52 AM

ROCK ISLAND COUNTY, ILLINOIS

2025 CONSOLIDATED ELECTION

APRIL 1, 2025

OFFICIAL RESULTS

REPORT-EL52

PAGE 0158

WITH 4 OF 4 PRECINCTS REPORTING

VOTES PERCENT

HAMPTON SCHOOLS #29

(VOTE FOR) 3

01 = Elizabeth Bornhoeft

02 = Trina Larrison

300 51.90

278 48.10

-----  
01 02

-----  
8 7

0601 HAMPTON 1

0602 HAMPTON 2

0607 HAMPTON 7

0617 HAMPTON 17

122 100

0 0

170 171

=====




# ABSTRACT OF VOTES

COUNTY OF ROCK ISLAND


STATE OF ILLINOIS


We, the undersigned members of the canvassing board for Rock Island County do hereby certify that on April 17, 2025 we canvassed the returns for the election held on April 1, 2025, and do proclaim that a total of 19,679 voters requested and received ballots and we do further certify that the candidates received the number of votes herein recorded.


## Moline #40

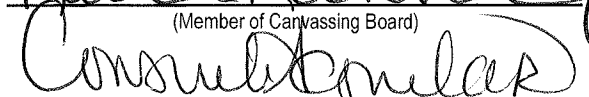
OFFICE		PARTY	CANDIDATE NAME	(Place a <b>■</b> next to the name(s) of candidate(s) elected)	TOTAL VOTES
Board Member - 4 Year	Vote for: 3	Nonpartisan	W Wayne Marlow		1278
	Vote for: 3	Nonpartisan	Sarah Balkovek		2245
	Vote for: 3	Nonpartisan	Laura Sivertsen		3352 
	Vote for: 3	Nonpartisan	Cheston "Chet" DeSmet		2671 
	Vote for: 3	Nonpartisan	Geoffrey Manis		2498 

We further certify that the above is a true and complete Abstract of Votes and was prepared in our presence on April 17, 2025.

  
(Member of Canvassing Board)

  
(Member of Canvassing Board)

  
(Member of Canvassing Board)

  
(Member of Canvassing Board)

\_\_\_\_\_  
(Member of Canvassing Board)

\_\_\_\_\_  
(Member of Canvassing Board)

\_\_\_\_\_  
(Member of Canvassing Board)

\_\_\_\_\_  
(Member of Canvassing Board)

NOTE: "Each Election Authority shall immediately transmit a signed copy or original duplicate of its complete Abstract of Votes to each election authority having jurisdiction over any of the territory of the respective political subdivision and to the State Board of Elections..." 10 ILCS 5/22-18.

RUN DATE:04/16/25 09:52 AM

2025 CONSOLIDATED ELECTION

APRIL 1, 2025

REPORT-EL52

PAGE 0160

WITH 44 OF 44 PRECINCTS REPORTING

## MOLINE/COAL VALLEY SCHOOLS #40

VOTES PERCENT

VOTES PERCENT

(VOTE FOR) 3

01 = W Wayne Marlow

02 = Sarah Balkovek

03 = Laura Sivertsen

1,278 10.61

2,245 18.64

3,352 27.83

04 = Cheston "Chet" DeSmet

05 = Geoffrey Manis

2,671 22.18

2,498 20.74

	01	02	03	04	05
--	----	----	----	----	----

0703 SOUTH MOLINE 3	0	1	1	0	1
0704 SOUTH MOLINE 4	85	145	222	179	172
0705 SOUTH MOLINE 5	28	60	79	56	56
0706 SOUTH MOLINE 6	37	57	147	122	112
0707 SOUTH MOLINE 7	51	82	116	102	93
0708 SOUTH MOLINE 8	35	67	108	65	96
0709 SOUTH MOLINE 9	50	96	187	172	137
0711 SOUTH MOLINE 11	52	72	123	97	88
0713 SOUTH MOLINE 13	56	99	151	132	111
0719 SOUTH MOLINE 19	40	62	84	63	68
0720 SOUTH MOLINE 20	43	74	134	103	111
0721 SOUTH MOLINE 21	19	48	58	43	37
0722 SOUTH MOLINE 22	37	61	109	85	83
0723 SOUTH MOLINE 23	16	38	43	37	24
0724 SOUTH MOLINE 24	38	82	86	74	59
0725 SOUTH MOLINE 25	28	44	76	60	50
0726 SOUTH MOLINE 26	26	44	60	50	52
0728 SOUTH MOLINE 28	16	24	65	51	51
0729 SOUTH MOLINE 29	40	65	85	63	55
0801 MOLINE 1	38	54	59	36	32
0802 MOLINE 2	19	35	43	30	27
0803 MOLINE 3	29	60	68	60	49
0804 MOLINE 4	33	62	88	71	80
0805 MOLINE 5	30	46	62	53	60
0806 MOLINE 6	15	24	36	26	22
0807 MOLINE 7	12	25	36	24	22
0808 MOLINE 8	20	36	49	38	33
0809 MOLINE 9	30	52	97	85	89
0810 MOLINE 10	15	30	31	21	18
0811 MOLINE 11	21	30	41	42	27
0812 MOLINE 12	11	17	19	10	15
0813 MOLINE 13	23	40	60	53	42
0814 MOLINE 14	8	21	28	23	17
0815 MOLINE 15	11	25	35	26	24
0816 MOLINE 16	25	48	73	62	61
0817 MOLINE 17	25	33	43	43	33
0818 MOLINE 18	31	52	78	53	49
0819 MOLINE 19	9	29	32	18	18
0820 MOLINE 20	33	54	95	78	70
1103 BLACKHAWK 3	8	7	9	16	11
1105 BLACKHAWK 5	4	13	13	8	4
1201 COAL VALLEY 1	37	65	81	63	69
1202 COAL VALLEY 2	13	41	56	39	29
1203 COAL VALLEY 3	81	125	186	139	141

# ABSTRACT OF VOTES

COUNTY OF ROCK ISLAND


STATE OF ILLINOIS


We, the undersigned members of the canvassing board for Rock Island County do hereby certify that on April 17, 2025 we canvassed the returns for the election held on April 1, 2025, and do proclaim that a total of 19,679 voters requested and received ballots and we do further certify that the candidates received the number of votes herein recorded.

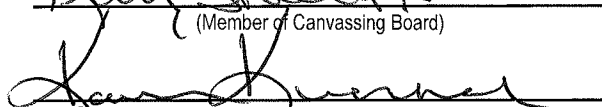
## Riverdale #100


OFFICE		PARTY	CANDIDATE NAME	(Place a "X" next to the name(s) of candidate(s) elected)	TOTAL VOTES
Board Member - 4 Year	Vote for: 4	T 18N R 1E	Scott Andrew Beeler		505
	Vote for: 4	T 19N R 1E	Wendy Kelley		590 X
	Vote for: 4	T 19N R 2E	Kevin Mahraun		572 X
	Vote for: 4	T 18N R 2E	Mike Lewis		519 X
	Vote for: 4	T 19N R 1E	Amber E. Klundt		532 X

We further certify that the above is a true and complete Abstract of Votes and was prepared in our presence on April 17, 2025.

  
 (Member of Canvassing Board)

  
 (Member of Canvassing Board)

  
 (Member of Canvassing Board)

  
 (Member of Canvassing Board)

\_\_\_\_\_  
 (Member of Canvassing Board)

\_\_\_\_\_  
 (Member of Canvassing Board)

\_\_\_\_\_  
 (Member of Canvassing Board)

\_\_\_\_\_  
 (Member of Canvassing Board)

NOTE: "Each Election Authority shall immediately transmit a signed copy or original duplicate of its complete Abstract of Votes to each election authority having jurisdiction over any of the territory of the respective political subdivision and to the State Board of Elections..." 10 ILCS 5/22-18.

NUMBERED KEY CANVASS

RUN DATE:04/16/25 09:52 AM

ROCK ISLAND COUNTY, ILLINOIS  
2025 CONSOLIDATED ELECTION  
APRIL 1, 2025

OFFICIAL RESULTS

REPORT-EL52 PAGE 0162

WITH 8 OF 8 PRECINCTS REPORTING

RIVERDALE SCHOOLS #100

(VOTE FOR) 4

01 = Scott Andrew Beeler

02 = Wendy Kelley

03 = Kevin Mahraun

VOTES PERCENT

505 18.58

590 21.71

572 21.04

04 = Mike Lewis

05 = Amber E. Klundt

VOTES PERCENT

519 19.09

532 19.57

0101 CORDOVA  
0201 COE  
0301 CANOE CREEK  
0401 ZUMA  
0501 PORT BYRON  
0601 HAMPTON 1  
0602 HAMPTON 2  
0617 HAMPTON 17

	01	02	03	04	05
0101 CORDOVA	47	63	64	48	55
0201 COE	120	144	190	147	128
0301 CANOE CREEK	13	18	20	27	17
0401 ZUMA	52	71	56	77	61
0501 PORT BYRON	101	144	112	101	132
0601 HAMPTON 1	128	116	101	97	110
0602 HAMPTON 2	43	32	28	20	27
0617 HAMPTON 17	1	2	1	2	2



# ABSTRACT OF VOTES

COUNTY OF ROCK ISLAND

STATE OF ILLINOIS

We, the undersigned members of the canvassing board for Rock Island County do hereby certify that on April 17, 2025 we canvassed the returns for the election held on April 1, 2025, and do proclaim that a total of 19,679 voters requested and received ballots and we do further certify that the candidates received the number of votes herein recorded.

## Rock Island/Milan #41

OFFICE		PARTY	CANDIDATE NAME	(Place a "X" next to the name(s) of candidate(s) elected)	TOTAL VOTES
Board Member - 4 Year	Vote for: 4	Nonpartisan	Tracy Pugh		3356 <input checked="" type="checkbox"/>
	Vote for: 4	Nonpartisan	Isabel Pena		3388 <input checked="" type="checkbox"/>
	Vote for: 4	Nonpartisan	Susan Crowder		3661 <input checked="" type="checkbox"/>
	Vote for: 4	Nonpartisan	Quincy Davis		2925
	Vote for: 4	Nonpartisan	Andrea S Gilman		2936 <input checked="" type="checkbox"/>
	Vote for: 4	Nonpartisan	Richard Phillis		2169
	Vote for: 4	Nonpartisan	David Hobin		1964

We further certify that the above is a true and complete Abstract of Votes and was prepared in our presence on April 17, 2025.

Margaret Crouch  
(Member of Canvassing Board)

Billy Shields  
(Member of Canvassing Board)

Sam Guinner  
(Member of Canvassing Board)

Consuelo Gonzalez  
(Member of Canvassing Board)

\_\_\_\_\_  
(Member of Canvassing Board)

\_\_\_\_\_  
(Member of Canvassing Board)

\_\_\_\_\_  
(Member of Canvassing Board)

\_\_\_\_\_  
(Member of Canvassing Board)

NOTE: "Each Election Authority shall immediately transmit a signed copy or original duplicate of its complete Abstract of Votes to each election authority having jurisdiction over any of the territory of the respective political subdivision and to the State Board of Elections..." 10 ILCS 5/22-18.

WITH 40 OF 40 PRECINCTS REPORTING

## ROCK ISLAND/MILAN SCHOOLS #41

VOTES PERCENT

VOTES PERCENT

(VOTE FOR) 4

01 = Tracy Pugh

3,356 16.45

02 = Isabel Pena

3,388 16.61

05 = Andrea S Gilman

2,936 14.39

03 = Susan Crowder

3,661 17.95

06 = Richard Phillis

2,169 10.63

04 = Quincy Davis

2,925 14.34

07 = David Hobin

1,964 9.63

	01	02	03	04	05	06	07
0708 SOUTH MOLINE 8	28	26	26	19	27	22	19
0805 MOLINE 5	9	8	11	6	7	7	8
0901 ROCK ISLAND 1	48	32	27	49	21	9	7
0902 ROCK ISLAND 2	29	30	17	32	17	11	6
0903 ROCK ISLAND 3	63	49	36	82	33	18	11
0904 ROCK ISLAND 4	14	15	12	17	19	11	8
0905 ROCK ISLAND 5	62	44	37	74	36	25	18
0906 ROCK ISLAND 6	75	80	62	65	53	39	38
0907 ROCK ISLAND 7	46	52	48	47	42	12	14
0908 ROCK ISLAND 8	53	58	46	47	36	17	25
0909 ROCK ISLAND 9	62	59	32	57	34	30	29
0910 ROCK ISLAND 10	121	123	123	87	115	55	61
0911 ROCK ISLAND 11	27	32	34	20	24	18	13
0912 ROCK ISLAND 12	36	36	39	40	33	22	30
0913 ROCK ISLAND 13	42	47	55	33	48	31	14
0914 ROCK ISLAND 14	36	46	36	39	31	22	17
0915 ROCK ISLAND 15	86	88	90	78	76	39	41
1001 SOUTH ROCK ISLAND 1	65	50	56	72	37	23	26
1002 SOUTH ROCK ISLAND 2	70	70	54	69	39	29	23
1003 SOUTH ROCK ISLAND 3	140	137	156	134	127	114	78
1004 SOUTH ROCK ISLAND 4	127	134	158	118	122	90	92
1005 SOUTH ROCK ISLAND 5	141	156	153	135	141	85	88
1006 SOUTH ROCK ISLAND 6	121	143	169	118	113	113	99
1007 SOUTH ROCK ISLAND 7	109	124	115	85	90	70	64
1008 SOUTH ROCK ISLAND 8	129	143	169	115	134	102	83
1009 SOUTH ROCK ISLAND 9	77	83	81	56	64	40	34
1010 SOUTH ROCK ISLAND 10	127	132	135	92	96	70	72
1011 SOUTH ROCK ISLAND 11	132	145	181	122	138	112	98
1012 SOUTH ROCK ISLAND 12	187	192	229	154	175	150	124
1013 SOUTH ROCK ISLAND 13	167	178	179	131	154	112	102
1014 SOUTH ROCK ISLAND 14	127	155	172	119	134	137	118
1015 SOUTH ROCK ISLAND 15	69	60	65	53	44	35	27
1016 SOUTH ROCK ISLAND 16	33	22	41	16	28	22	22
1101 BLACKHAWK 1	67	68	80	62	73	38	39
1102 BLACKHAWK 2	76	69	89	61	63	44	42
1103 BLACKHAWK 3	199	171	233	161	196	126	159
1104 BLACKHAWK 4	63	62	68	50	71	47	44
1105 BLACKHAWK 5	40	25	42	21	35	16	22
1106 BLACKHAWK 6	116	100	126	79	96	73	50
1107 BLACKHAWK 7	137	144	179	110	114	133	99

# ABSTRACT OF VOTES

COUNTY OF ROCK ISLAND

STATE OF ILLINOIS

We, the undersigned members of the canvassing board for Rock Island County do hereby certify that on April 17, 2025 we canvassed the returns for the election held on April 1, 2025, and do proclaim that a total of 19,679 voters requested and received ballots and we do further certify that the candidates received the number of votes herein recorded.

## Rockridge #300

OFFICE	PARTY	CANDIDATE NAME	(Place a "X" next to the name(s) of candidate(s) elected)	TOTAL VOTES
Board Member - 4 Year	Vote for: 4	T 16N R 2W	Mandy Parchert	829
	Vote for: 4	T 16N R 2W	Greg C. Marty	526
	Vote for: 4	T 17N R 3W	Lorri Lund	873
	Vote for: 4	T 16N R 2W	Drew Scharer	441
	Vote for: 4	T 16-17N R 5W	Thomas Parchert	769
	Vote for: 4	T 17N R 2W	Ryan W. Morford	633
	Vote for: 4	T 17N R 3W	Drue Kampmann	510

We further certify that the above is a true and complete Abstract of Votes and was prepared in our presence on April 17, 2025.

(Member of Canvassing Board)

(Member of Canvassing Board)

(Member of Canvassing Board)

(Member of Canvassing Board)

\_\_\_\_\_  
(Member of Canvassing Board)

\_\_\_\_\_  
(Member of Canvassing Board)

\_\_\_\_\_  
(Member of Canvassing Board)

\_\_\_\_\_  
(Member of Canvassing Board)

NOTE: "Each Election Authority shall immediately transmit a signed copy or original duplicate of its complete Abstract of Votes to each election authority having jurisdiction over any of the territory of the respective political subdivision and to the State Board of Elections..." 10 ILCS 5/22-18.

RUN DATE:04/16/25 09:52 AM

WITH 8 OF 8 PRECINCTS REPORTING

ROCKRIDGE SCHOOLS #300  
(VOTE FOR) 4

01 = Mandy Parchert	810	18.08	05 = Thomas Parchert	748	16.70
02 = Greg C. Marty	514	11.48	06 = Ryan W. Morford	615	13.73
03 = Lorri Lund	856	19.11	07 = Drue Kampmann	500	11.16
04 = Drew Scharer	436	9.73			

	01	02	03	04	05	06	07
1101 BLACKHAWK 1	0	0	0	0	0	0	0
1104 BLACKHAWK 4	43	27	51	24	31	41	32
1401 BOWLING 1	296	206	197	191	192	164	100
1501 EDGINGTON 1	81	32	83	26	84	49	36
1502 EDGINGTON 2	70	53	89	44	83	78	41
1601 ANDALUSIA	233	132	336	118	219	204	221
1701 BUFFALO PRAIRIE	54	39	56	20	78	40	42
1801 DRURY	33	25	44	13	61	39	28

=====

Election Summary Report  
CONSOLIDATED ELECTION  
TUESDAY, APRIL 1, 2025  
MERCER COUNTY, ILLINOIS  
April 1, 2025 Consolidated Election  
FINAL RESULTS

Date: 4/16/2025  
Time: 1:15:57 PM CDT  
Page 16/18

Registered Voters 12,867 - Total Ballots 4,024 : 31.27% - Blank Ballots 1

24 of 24 Precincts Reporting 100.00%

VIOLA PUBLIC LIBRARY DISTRICT TRUSTEE			
Number of Precincts	5		
Precincts Reporting	5	100.00%	
Vote For 4			
Total Votes	1,024		
Kathy Carter	374	36.52%	
Richard T. Lawson	352	34.38%	
Mike DeLoose	298	29.10%	

SHERRARD CUSD NO. 200 BOARD MEMBER			
Number of Precincts	10		
Precincts Reporting	10	100.00%	
Vote For 4			
Total Votes	4,491		
John Cabor	628	13.98%	
Cassandra Cleaveland	589	13.12%	
Kimberly Deblock	927	20.64%	
Robert (Dan) Helm	774	17.23%	
Viminda Shafer	263	5.86%	
Aaron (A.A. Ron) Johnson	457	10.18%	
Chad Kinsey	557	12.40%	
Veronica Sparksman	296	6.59%	

ALWOOD CUSD NO. 225 BOARD MEMBER			
Number of Precincts	1		
Precincts Reporting	1	100.00%	
Vote For 3			
Total Votes	0		
Amber Wirt	0	0%	
David B. Althaus	0	0%	
Heather Poppy	0	0%	

ROCKRIDGE CUSD NO. 300 BOARD MEMBER			
Number of Precincts	2		
Precincts Reporting	2	100.00%	
Vote For 4			
Total Votes	102		
Mandy Parchert	19	18.63%	
Greg C. Marty	12	11.76%	
Lorri Lund	17	16.67%	
Drew Scharer	5	4.90%	
Thomas Parchert	21	20.59%	
Ryan W. Morford	18	17.65%	
Drue Kampmann	10	9.80%	

UNITED CUSD NO. 304 BOARD MEMBER			
Number of Precincts	4		
Precincts Reporting	4	100.00%	
Vote For 4			
Total Votes	511		
Chris Menge	39	7.63%	
Joshua J Oaks	97	18.98%	
Henry R. "Hank" Shimmin	102	19.96%	
Jill Marie Jenks	77	15.07%	
Katrina Kessler	38	7.44%	
Holly Sharp	67	13.11%	
Danny Toops	91	17.81%	

MERCER COUNTY CUSD NO. 404 BOARD MEMBER			
Number of Precincts	17		
Precincts Reporting	17	100.00%	
Vote For 4			
Total Votes	6,331		
Donald Yates	1,638	25.87%	
Jason Monson	1,551	24.50%	
Talbert Balmer Jr	1,538	24.29%	
Zachary Frick	1,604	25.34%	





# ABSTRACT OF VOTES

COUNTY OF ROCK ISLAND

STATE OF ILLINOIS


We, the undersigned members of the canvassing board for Rock Island County do hereby certify that on April 17, 2025 we canvassed the returns for the election held on April 1, 2025, and do proclaim that a total of 19,679 voters requested and received ballots and we do further certify that the candidates received the number of votes herein recorded.


## Silvis #34


OFFICE		PARTY	CANDIDATE NAME	(Place a "X" next to the name(s) of candidate(s) elected)	TOTAL VOTES
Board Member - Unex. 2 Year	Vote for: 1	Nonpartisan	No Candidate Filed		0
Board Member - 4 Year	Vote for: 4	Nonpartisan	Jade John Wilson		287 
	Vote for: 4	Nonpartisan	Rose Hernandez		323 
	Vote for: 4	Nonpartisan	Amber Hackett		292 
	Vote for: 4	Nonpartisan	Daniel L. Lohse		302 

We further certify that the above is a true and complete Abstract of Votes and was prepared in our presence on April 17, 2025.

  
(Member of Canvassing Board)

  
(Member of Canvassing Board)

  
(Member of Canvassing Board)

  
(Member of Canvassing Board)

\_\_\_\_\_  
(Member of Canvassing Board)

\_\_\_\_\_  
(Member of Canvassing Board)

\_\_\_\_\_  
(Member of Canvassing Board)

\_\_\_\_\_  
(Member of Canvassing Board)

NOTE: "Each Election Authority shall immediately transmit a signed copy or original duplicate of its complete Abstract of Votes to each election authority having jurisdiction over any of the territory of the respective political subdivision and to the State Board of Elections..." 10 ILCS 5/22-18.

NUMBERED KEY CANVASS

RUN DATE:04/16/25 09:52 AM

ROCK ISLAND COUNTY, ILLINOIS  
2025 CONSOLIDATED ELECTION  
APRIL 1, 2025

OFFICIAL RESULTS

REPORT-EL52

PAGE 0166

WITH 11 OF 11 PRECINCTS REPORTING

VOTES PERCENT

SILVIS SCHOOLS #34 2 YR

(VOTE FOR) 1

01 = No Candidate Filed

0

-----  
01  
-----

0601 HAMPTON 1	0
0606 HAMPTON 6	0
0607 HAMPTON 7	0
0608 HAMPTON 8	0
0609 HAMPTON 9	0
0611 HAMPTON 11	0
0612 HAMPTON 12	0
0614 HAMPTON 14	0
0615 HAMPTON 15	0
0616 HAMPTON 16	0
0617 HAMPTON 17	0

=====

NUMBERED KEY CANVASS

RUN DATE:04/16/25 09:52 AM

ROCK ISLAND COUNTY, ILLINOIS  
2025 CONSOLIDATED ELECTION  
APRIL 1, 2025

OFFICIAL RESULTS

REPORT-EL52 PAGE 0167

WITH 11 OF 11 PRECINCTS REPORTING

SILVIS SCHOOLS #34  
(VOTE FOR) 4

01 = Jade John Wilson  
02 = Rose Hernandez

VOTES PERCENT

VOTES PERCENT

287 23.84  
323 26.83

03 = Amber Hackett  
04 = Daniel L. Lohse

292 24.25  
302 25.08

	01	02	03	04
0601 HAMPTON 1	24	26	24	25
0606 HAMPTON 6	44	47	44	47
0607 HAMPTON 7	57	60	59	59
0608 HAMPTON 8	5	6	6	5
0609 HAMPTON 9	11	11	10	14
0611 HAMPTON 11	47	59	47	51
0612 HAMPTON 12	17	18	17	18
0614 HAMPTON 14	28	35	26	26
0615 HAMPTON 15	53	60	58	56
0616 HAMPTON 16	1	1	1	1
0617 HAMPTON 17	0	0	0	0



# ABSTRACT OF VOTES

COUNTY OF ROCK ISLAND

STATE OF ILLINOIS

We, the undersigned members of the canvassing board for Rock Island County do hereby certify that on April 17, 2025 we canvassed the returns for the election held on April 1, 2025, and do proclaim that a total of 19,679 voters requested and received ballots and we do further certify that the candidates received the number of votes herein recorded.

## United Township High School #30

OFFICE		PARTY	CANDIDATE NAME	(Place a "X" next to the name(s) of candidate(s) elected)	TOTAL VOTES
Board Member - 4 Year	Vote for: 4	Nonpartisan	Giovanna Davila		2930
	Vote for: 4	Nonpartisan	Luis A. Puentes		3188
	Vote for: 4	Nonpartisan	Susan Koska		3047
	Vote for: 4	Nonpartisan	Ivey Earl-Colvin		2345
	Vote for: 4	Nonpartisan	Christopher DeCock		2610

We further certify that the above is a true and complete Abstract of Votes and was prepared in our presence on April 17, 2025.

(Member of Canvassing Board)

(Member of Canvassing Board)

(Member of Canvassing Board)

(Member of Canvassing Board)

\_\_\_\_\_  
(Member of Canvassing Board)

\_\_\_\_\_  
(Member of Canvassing Board)

\_\_\_\_\_  
(Member of Canvassing Board)

\_\_\_\_\_  
(Member of Canvassing Board)

NOTE: "Each Election Authority shall immediately transmit a signed copy or original duplicate of its complete Abstract of Votes to each election authority having jurisdiction over any of the territory of the respective political subdivision and to the State Board of Elections..." 10 ILCS 5/22-18.

WITH 33 OF 33 PRECINCTS REPORTING

UNITED TOWNSHIP HIGH SCHOOL #30  
(VOTE FOR) 4

01 = Giovanna Davila  
02 = Luis A. Puentes  
03 = Susan Koska

VOTES PERCENT

VOTES PERCENT

2,545 20.85  
2,825 23.14  
2,585 21.17

04 = Ivey Earl-Colvin  
05 = Christopher DeCock

2,033 16.65  
2,221 18.19

	01	02	03	04	05
0601 HAMPTON 1	27	28	28	20	22
0602 HAMPTON 2	85	92	84	54	87
0603 HAMPTON 3	60	67	51	59	43
0604 HAMPTON 4	37	48	33	31	18
0605 HAMPTON 5	102	102	97	69	89
0606 HAMPTON 6	36	39	32	34	29
0607 HAMPTON 7	63	65	61	55	60
0608 HAMPTON 8	26	24	23	26	22
0609 HAMPTON 9	14	15	14	11	13
0610 HAMPTON 10	81	84	88	61	75
0611 HAMPTON 11	43	51	42	36	38
0612 HAMPTON 12	89	108	94	69	81
0613 HAMPTON 13	32	42	34	30	29
0614 HAMPTON 14	98	105	101	76	84
0615 HAMPTON 15	68	84	80	65	65
0616 HAMPTON 16	59	71	70	51	59
0617 HAMPTON 17	127	134	135	99	152
0701 SOUTH MOLINE 1	81	91	85	79	74
0702 SOUTH MOLINE 2	129	143	122	99	111
0703 SOUTH MOLINE 3	74	81	64	50	60
0704 SOUTH MOLINE 4	6	8	9	8	4
0710 SOUTH MOLINE 10	82	100	81	76	65
0711 SOUTH MOLINE 11	43	49	45	28	36
0712 SOUTH MOLINE 12	85	103	97	69	80
0714 SOUTH MOLINE 14	83	73	76	62	60
0715 SOUTH MOLINE 15	101	118	111	75	87
0716 SOUTH MOLINE 16	146	166	161	123	122
0717 SOUTH MOLINE 17	156	175	162	115	130
0718 SOUTH MOLINE 18	163	174	153	122	113
0721 SOUTH MOLINE 21	8	3	9	5	6
0727 SOUTH MOLINE 27	158	198	158	126	157
0728 SOUTH MOLINE 28	65	67	58	47	46
0729 SOUTH MOLINE 29	118	117	127	103	104

RUN DATE:04/17/25 09:42 AM

APRIL 1, 2025

HENRY COUNTY, ILLINOIS

REPORT-EL86

PAGE 001

WITH 5 OF 5 PRECINCTS REPORTING

VOTES PERCENT

VOTES PERCENT

01 = BALLOTS CAST

806

MEMBERS OF THE BOARD OF EDUCATION

UNITED TOWNSHIP HIGH SCHOOL DISTRICT NO

(VOTE FOR) 4

02 = Giovanna Davila

385 20.15

03 = Luis A. Puentes

363 19.00

04 = Susan Koska

462 24.18

05 = Ivey Earl-Colvin

312 16.33

06 = Christopher DeCock

389 20.36

07 = OVER VOTES

10

08 = UNDER VOTES

1,273

	01	02	03	04	05	06	07	08
0006 COLONA 1	5	2	2	3	0	2	0	11
0007 COLONA 2	199	97	94	121	87	99	3	286
0008 COLONA 3	211	95	92	117	86	97	2	349
0009 COLONA 4	245	112	111	139	104	128	2	378
0010 COLONA 5	146	79	64	82	35	63	3	249

# ABSTRACT OF VOTES

COUNTY OF ROCK ISLAND


STATE OF ILLINOIS

We, the undersigned members of the canvassing board for Rock Island County do hereby certify that on April 17, 2025 we canvassed the returns for the election held on April 1, 2025, and do proclaim that a total of 19,679 voters requested and received ballots and we do further certify that the candidates received the number of votes herein recorded.


## Black Hawk College #503


OFFICE		PARTY	CANDIDATE NAME	(Place a ✖ next to the name(s) of candidate(s) elected)	TOTAL VOTES
Trustee - 6 Year	Vote for: 2	Nonpartisan	Douglas L. Strand		11950 ✖
	Vote for: 2	Nonpartisan	Mark Carlson		12768 ✖
	Vote for: 2	Nonpartisan	Jon A. Looney		9403
	Vote for: 2	Nonpartisan	Dougal Nelson		9649

We further certify that the above is a true and complete Abstract of Votes and was prepared in our presence on April 17, 2025.

  
(Member of Canvassing Board)

  
(Member of Canvassing Board)

  
(Member of Canvassing Board)

  
(Member of Canvassing Board)

\_\_\_\_\_  
(Member of Canvassing Board)

\_\_\_\_\_  
(Member of Canvassing Board)

\_\_\_\_\_  
(Member of Canvassing Board)

\_\_\_\_\_  
(Member of Canvassing Board)

NOTE: "Each Election Authority shall immediately transmit a signed copy or original duplicate of its complete Abstract of Votes to each election authority having jurisdiction over any of the territory of the respective political subdivision and to the State Board of Elections..." 10 ILCS 5/22-18.

## NUMBERED KEY CANVASS

RUN DATE:04/16/25 09:52 AM

ROCK ISLAND COUNTY, ILLINOIS  
2025 CONSOLIDATED ELECTION  
APRIL 1, 2025

OFFICIAL RESULTS

REPORT-EL52

PAGE 0169

WITH 120 OF 120 PRECINCTS REPORTING

## BLACK HAWK COLLEGE #503

(VOTE FOR) 2

01 = Douglas L. Strand

02 = Mark Carlson

VOTES PERCENT

VOTES PERCENT

8,067 29.60  
7,890 28.95

03 = Jon A. Looney  
04 = Dougal Nelson

5,191 19.05  
6,104 22.40

	01	02	03	04
0101 CORDOVA	72	60	35	52
0201 COE	116	73	59	68
0301 CANOE CREEK	11	12	8	10
0401 ZUMA	56	40	28	21
0501 PORT BYRON	102	59	60	55
0601 HAMPTON 1	114	91	58	57
0602 HAMPTON 2	114	67	39	73
0603 HAMPTON 3	63	40	21	28
0604 HAMPTON 4	43	24	16	21
0605 HAMPTON 5	83	58	37	66
0606 HAMPTON 6	35	20	21	15
0607 HAMPTON 7	61	46	28	26
0608 HAMPTON 8	22	17	12	11
0609 HAMPTON 9	12	8	7	8
0610 HAMPTON 10	67	56	30	53
0611 HAMPTON 11	37	26	19	24
0612 HAMPTON 12	84	68	38	54
0613 HAMPTON 13	32	27	18	15
0614 HAMPTON 14	80	75	51	47
0615 HAMPTON 15	71	52	37	35
0616 HAMPTON 16	59	55	20	36
0617 HAMPTON 17	142	78	55	70
0701 SOUTH MOLINE 1	79	57	45	51
0702 SOUTH MOLINE 2	114	80	74	65
0703 SOUTH MOLINE 3	62	55	23	39
0704 SOUTH MOLINE 4	134	168	87	132
0705 SOUTH MOLINE 5	43	63	35	39
0706 SOUTH MOLINE 6	67	77	41	67
0707 SOUTH MOLINE 7	73	78	56	72
0708 SOUTH MOLINE 8	75	104	44	93
0709 SOUTH MOLINE 9	97	104	80	101
0710 SOUTH MOLINE 10	85	50	43	55
0711 SOUTH MOLINE 11	107	113	68	82
0712 SOUTH MOLINE 12	93	62	33	55
0713 SOUTH MOLINE 13	84	92	65	92
0714 SOUTH MOLINE 14	67	54	36	45
0715 SOUTH MOLINE 15	97	71	44	57
0716 SOUTH MOLINE 16	143	104	57	74
0717 SOUTH MOLINE 17	142	106	77	88
0718 SOUTH MOLINE 18	142	96	73	82
0719 SOUTH MOLINE 19	50	55	54	42
0720 SOUTH MOLINE 20	68	92	49	78
0721 SOUTH MOLINE 21	45	41	28	38
0722 SOUTH MOLINE 22	59	60	48	63
0723 SOUTH MOLINE 23	16	32	28	28
0724 SOUTH MOLINE 24	57	68	41	53
0725 SOUTH MOLINE 25	46	49	30	43
0726 SOUTH MOLINE 26	35	37	32	36
0727 SOUTH MOLINE 27	164	115	67	89
0728 SOUTH MOLINE 28	85	82	46	64
0729 SOUTH MOLINE 29	135	137	101	131
0801 MOLINE 1	40	52	23	29
0802 MOLINE 2	22	32	27	22
0803 MOLINE 3	48	61	25	44
0804 MOLINE 4	65	62	48	53

NUMBERED KEY CANVASS

RUN DATE:04/16/25 09:52 AM

ROCK ISLAND COUNTY, ILLINOIS  
2025 CONSOLIDATED ELECTION  
APRIL 1, 2025

OFFICIAL RESULTS

REPORT-EL52

PAGE 0170

WITH 120 OF 120 PRECINCTS REPORTING

BLACK HAWK COLLEGE #503

(VOTE FOR) 2

01 = Douglas L. Strand  
02 = Mark Carlson

VOTES PERCENT

8,067 29.60  
7,890 28.95

03 = Jon A. Looney  
04 = Douglas Nelson

VOTES PERCENT

5,191 19.05  
6,104 22.40

(CONTINUED FROM PREVIOUS PAGE)

01 02 03 04

0805 MOLINE 5	50	61	29	34
0806 MOLINE 6	20	21	20	15
0807 MOLINE 7	29	24	14	17
0808 MOLINE 8	26	33	27	22
0809 MOLINE 9	48	62	39	54
0810 MOLINE 10	22	17	19	17
0811 MOLINE 11	28	25	18	25
0812 MOLINE 12	16	13	11	12
0813 MOLINE 13	33	38	25	32
0814 MOLINE 14	12	15	12	20
0815 MOLINE 15	23	21	20	20
0816 MOLINE 16	50	45	32	44
0817 MOLINE 17	33	35	19	27
0818 MOLINE 18	53	47	28	45
0819 MOLINE 19	18	25	12	19
0820 MOLINE 20	68	60	41	41
0901 ROCK ISLAND 1	33	27	14	19
0902 ROCK ISLAND 2	17	18	15	13
0903 ROCK ISLAND 3	42	37	31	24
0904 ROCK ISLAND 4	11	11	13	8
0905 ROCK ISLAND 5	38	38	29	33
0906 ROCK ISLAND 6	55	55	41	43
0907 ROCK ISLAND 7	25	23	30	29
0908 ROCK ISLAND 8	37	23	30	16
0909 ROCK ISLAND 9	37	40	41	26
0910 ROCK ISLAND 10	81	71	67	64
0911 ROCK ISLAND 11	20	26	23	11
0912 ROCK ISLAND 12	28	38	22	22
0913 ROCK ISLAND 13	36	39	28	13
0914 ROCK ISLAND 14	35	26	25	16
0915 ROCK ISLAND 15	63	72	46	48
1001 SOUTH ROCK ISLAND 1	51	53	24	28
1002 SOUTH ROCK ISLAND 2	45	51	27	33
1003 SOUTH ROCK ISLAND 3	99	116	65	93
1004 SOUTH ROCK ISLAND 4	106	107	62	102
1005 SOUTH ROCK ISLAND 5	96	113	101	78
1006 SOUTH ROCK ISLAND 6	117	111	84	77
1007 SOUTH ROCK ISLAND 7	89	94	57	61
1008 SOUTH ROCK ISLAND 8	103	122	63	92
1009 SOUTH ROCK ISLAND 9	58	55	40	48
1010 SOUTH ROCK ISLAND 10	92	108	52	60
1011 SOUTH ROCK ISLAND 11	119	120	77	88
1012 SOUTH ROCK ISLAND 12	122	177	110	119
1013 SOUTH ROCK ISLAND 13	133	128	109	86
1014 SOUTH ROCK ISLAND 14	89	113	84	107
1015 SOUTH ROCK ISLAND 15	46	42	37	31
1016 SOUTH ROCK ISLAND 16	34	26	15	14
1101 BLACKHAWK 1	57	65	37	43
1102 BLACKHAWK 2	54	63	47	45
1103 BLACKHAWK 3	165	202	103	125
1104 BLACKHAWK 4	83	84	50	76
1105 BLACKHAWK 5	35	34	27	17
1106 BLACKHAWK 6	89	96	58	61
1107 BLACKHAWK 7	126	124	93	91
1201 COAL VALLEY 1	50	55	47	55

NUMBERED KEY CANVASS

RUN DATE:04/16/25 09:52 AM

ROCK ISLAND COUNTY, ILLINOIS  
2025 CONSOLIDATED ELECTION  
APRIL 1, 2025

OFFICIAL RESULTS

REPORT-EL52 PAGE 0171

WITH 120 OF 120 PRECINCTS REPORTING

BLACK HAWK COLLEGE #503

(VOTE FOR) 2

01 = Douglas L. Strand

02 = Mark Carlson

VOTES PERCENT

8,067 29.60  
7,890 28.95

03 = Jon A. Looney  
04 = Dougal Nelson

VOTES PERCENT

5,191 19.05  
6,104 22.40

(CONTINUED FROM PREVIOUS PAGE)

	01	02	03	04
1202 COAL VALLEY 2	29	37	29	17
1203 COAL VALLEY 3	114	111	78	98
1301 RURAL	105	111	61	85
1401 BOWLING 1	153	186	103	140
1402 BOWLING 2	145	157	96	92
1501 EDGINGTON 1	36	57	22	41
1502 EDGINGTON 2	35	67	37	41
1601 ANDALUSIA	149	191	108	133
1701 BUFFALO PRAIRIE	20	31	28	31
1801 DRURY	21	36	14	20

Stark

JURISDICTIONAL CANVASS  
RUN DATE:04/15/25 11:16 AM

BLACK HAWK CCD 503

REPORT-EL86 PAGE 001

VOTES PERCENT

VOTES PERCENT

01 = BALLOTS CAST

793

TRUSTEE BLACK HAWK CCD 503  
(VOTE FOR) 2

02 = Douglas L. Strand  
03 = Mark Carlson  
04 = Jon A. Looney  
05 = Dougal Nelson

250 24.46  
256 25.05  
303 29.65  
213 20.84

	01	02	03	04	05
0001 ELMIRA	27	15	8	17	2
0003 GOSHEN	162	53	52	87	30
0004 WEST TOULON	90	32	22	37	19
0005 EAST TOULON	222	56	86	59	72
0006 PENN	11	3	3	2	2
0007 WEST JERSEY	104	36	33	41	31
0008 ESSEX	143	42	41	56	45
0009 VALLEY	34	13	11	4	12



Registered Voters 8,481 - Total Ballots 1,548 : 18.25% - Blank Ballots 2

14 of 14 Precincts Reporting 100.00%

**STARK COUNTY CUSD NO. 100 BOARD MEMBER**

Number of Precincts	1	
Precincts Reporting	1	100.00%
Vote For 4		
Total Votes	0	
Erin Price	0	0%
Emily Leezer	0	0%
Ann M. Orwig	0	0%

**ILLINOIS VALLEY COMM COLLEGE DISTRICT NO. 513 TRUSTEE**

Number of Precincts	4	
Precincts Reporting	4	100.00%
Vote For 2		
Total Votes	859	
William Hunt	290	33.76%
Lynda Marlene Moshage	202	23.52%
Todd Volker	367	42.72%

**BLACKHAWK COMM COLLEGE DISTRICT NO. 503 TRUSTEE**

Number of Precincts	1	
Precincts Reporting	1	100.00%
Vote For 2		
Total Votes	0	
Douglas L. Strand	0	0%
Mark Carlson	0	0%
Jon A. Looney	0	0%
Dougal Nelson	0	0%

**REG BOARD OF SCHOOL TRUSTEES(BUREAU-HENRY-STARK)**

Number of Precincts	2	
Precincts Reporting	2	100.00%
Vote For 3		
Total Votes	45	
Sue E. Pratt	15	33.33%
Teresa M. Macy	15	33.33%
Samuel R. "Sam" Reddick	15	33.33%

**ILLINOIS CENTRAL COMM COLLEGE DISTRICT NO. 514 TRUSTEE-6YR TERM**

Number of Precincts	11	
Precincts Reporting	11	100.00%
Vote For 2		
Total Votes	1,137	
Gale Thetford	225	19.79%
Christine Bare-Kemper	277	24.36%
Diane Unes Lamb	253	22.25%
Kim Armstrong	382	33.60%

**REG BOARD OF SCHOOL TRUSTEES(LASALLE-MARSHALL-PUTNAM)**

Number of Precincts	13	
Precincts Reporting	13	100.00%
Vote For 2		
Total Votes	637	
David Hagenbuch	637	100.00%

**REG BOARD OF SCHOOL TRUSTEES(MASON-TAZEWEEL-WOODFORD)-6YR TERM**

Number of Precincts	5	
Precincts Reporting	5	100.00%
Vote For 2		
Total Votes	704	
Kurt Krile	370	52.56%
Eveline C. Durham	334	47.44%

**ILLINOIS CENTRAL COMM COLLEGE DISTRICT NO. 514 TRUSTEE-2YR UNEXPIRED TERM**

Number of Precincts	11	
Precincts Reporting	11	100.00%
Vote For 1		
Total Votes	616	
Ron Budzinski	616	100.00%

## JURISDICTIONAL CANVASS

RUN DATE:04/17/25 09:42 AM

BLACK HAWK COLLEGE DISTR

APRIL 1, 2025

HENRY COUNTY, ILLINOIS

OFFICIAL RESULTS

REPORT-EL86

PAGE 001

WITH 52 OF 52 PRECINCTS REPORTING

VOTES PERCENT

VOTES PERCENT

01 = BALLOTS CAST

6,942

TRUSTEES OF THE COMMUNITY COLLEGE DISTRICT

BLACK HAWK COLLEGE DISTRICT NO. 503

(VOTE FOR) 2

02 = Douglas L. Strand

2,347 23.22

03 = Mark Carlson

2,841 28.11

04 = Jon A. Looney

3,051 30.19

05 = Dougal Nelson

1,868 18.48

06 = OVER VOTES

41

07 = UNDER VOTES

3,695

	01	02	03	04	05	06	07
--	----	----	----	----	----	----	----

1001 HANNA 1	142	52	47	54	37	0	94
1002 HANNA 2	123	42	53	30	33	0	88
1003 PHENIX	116	42	58	42	41	0	49
1004 LORAIN	38	15	17	9	11	0	24
1005 YORKTOWN	54	16	26	25	11	0	30
1006 COLONA 1	267	102	120	84	84	3	138
1007 COLONA 2	245	128	96	85	63	1	116
1008 COLONA 3	211	104	75	59	50	1	132
1009 COLONA 4	245	124	110	60	68	2	124
1010 COLONA 5	367	184	137	98	86	2	225
1011 EDFORD	68	27	31	24	23	0	31
1012 GENESEO 1	158	54	72	48	53	0	89
1013 GENESEO 2	116	41	44	30	36	1	79
1014 GENESEO 3	61	23	29	18	16	0	36
1015 GENESEO 4	134	38	57	48	52	2	69
1016 GENESEO 5	181	54	76	58	48	0	126
1017 GENESEO 6	122	35	61	37	37	0	74
1018 ATKINSON	151	46	70	61	49	2	72
1019 ALBA	59	17	27	28	17	1	27
020 WESTERN 1	260	56	141	48	110	1	163
021 WESTERN 2	226	59	118	37	85	1	151
022 WESTERN 3	104	34	66	26	47	1	33
023 OSCO	71	21	46	19	28	0	28
024 MUNSON	58	15	28	15	21	1	35
025 CORNWALL	71	22	29	24	14	0	53
026 ANNAWAN	203	64	86	119	40	0	97
027 LYNN	67	18	46	15	30	1	23
028 ANDOVER	89	32	54	29	25	3	32
029 CAMBRIDGE 1	95	28	67	37	26	1	30
030 CAMBRIDGE 2	89	35	52	31	27	0	33
031 BURNS	57	12	23	40	11	1	26
032 KEWANEE 1	90	27	20	65	17	1	49
033 KEWANEE 2	92	28	23	71	17	2	41
034 KEWANEE 3	127	39	17	98	25	0	75
035 KEWANEE 4	69	18	17	54	10	0	39
036 KEWANEE 5	44	10	16	32	10	0	20
037 KEWANEE 6	74	25	20	52	13	0	38
038 KEWANEE 7	85	23	17	59	21	0	50
039 KEWANEE 8	120	26	28	100	21	0	65
040 KEWANEE 9	89	16	16	71	11	2	60
041 KEWANEE 10	118	36	37	87	15	0	61
042 KEWANEE 11	131	29	27	105	19	0	82
043 OXFORD	364	100	192	78	127	1	229
044 CLOVER	98	36	67	14	40	2	35
045 WELLER	78	24	34	40	20	1	36
046 GALVA 1	132	54	60	75	27	1	46
047 GALVA 2	65	32	27	29	13	3	23
048 GALVA 3	260	96	114	135	59	1	114
049 WETHERSFIELD 1	173	57	36	146	30	1	75

## SUMMARY REPORT

HENDERSON COUNTY, ILLINOIS  
CONSOLIDATED ELECTION  
APRIL 1, 2025

OFFICIAL

RUN DATE:04/16/25 12:00 PM

VOTES PERCENT

VOTES PERCENT

PK.COMM. (UNEX.4YR) DALLAS CITY PK.

(VOTE FOR) 1

Lucille Michelle Gold . . . . .	10	100.00
---------------------------------	----	--------

BD.MBR. D2 WEST PRAIRIE SD 103

(VOTE FOR) 1

Steve Kitch. . . . .	0
----------------------	---

PK.COMM. (UNEX.2YR) DALLAS CITY PK.

(VOTE FOR) 1

Erica Noelle Ferguson . . . . .	11	100.00
---------------------------------	----	--------

BD.MBR. (317) ILLINI WEST HSD 307

(VOTE FOR) 1

No Candidate . . . . .	0
------------------------	---

PK.COMM. SEATON PK.

(VOTE FOR) 2

Ivan L. Ewing . . . . .	0
-------------------------	---

Justin H. Ewing . . . . .	0
---------------------------	---

BD.MBR. (327 4YR) ILLINI WEST HSD 307

(VOTE FOR) 1

No Candidate . . . . .	0
------------------------	---

BD.MBR. DALLAS ELEM. SD 327

(VOTE FOR) 3

No Candidate . . . . .	0
------------------------	---

WRITE-IN. . . . .	19	100.00
-------------------	----	--------

BD.MBR. (327 UNEX.2Y) ILLINI WEST HSD 307

(VOTE FOR) 1

No Candidate . . . . .	0
------------------------	---

BD.MBR. LaHARPE ELEM. SD 347

(VOTE FOR) 4

Joshua B. Gebhardt . . . . .	45	22.73
------------------------------	----	-------

Chad M. Burt . . . . .	42	21.21
------------------------	----	-------

Josh Walker. . . . .	32	16.16
----------------------	----	-------

William Collins . . . . .	37	18.69
---------------------------	----	-------

Joni Dowell. . . . .	42	21.21
----------------------	----	-------

BD.MBR. (347 4YR) ILLINI WEST HSD 307

(VOTE FOR) 1

Darcy Stonger . . . . .	146	100.00
-------------------------	-----	--------

BD.MBR. (347 UNEX.2YR) ILLINI WEST HSD 307

(VOTE FOR) 1

No Candidate . . . . .	0
------------------------	---

BD.MBR. MERCER CO. SD 404

(VOTE FOR) 4

Donald Yates . . . . .	9	27.27
------------------------	---	-------

Jason Monson . . . . .	7	21.21
------------------------	---	-------

Talbert Balmer Jr. . . . .	8	24.24
----------------------------	---	-------

Zachary Frick . . . . .	9	27.27
-------------------------	---	-------

TRUSTEE BLACK HAWK CCD 503

(VOTE FOR) 2

Douglas L. Strand. . . . .	3	20.00
----------------------------	---	-------

Mark Carlson . . . . .	6	40.00
------------------------	---	-------

Jon A. Looney . . . . .	1	6.67
-------------------------	---	------

Dougal Nelson . . . . .	5	33.33
-------------------------	---	-------

BD.MBR. UNITED CUSD 304

(VOTE FOR) 4

Chris Menge. . . . .	1	.93
----------------------	---	-----

Joshua J Oaks . . . . .	22	20.37
-------------------------	----	-------

Henry R. "Hank" Shimmin. . . . .	18	16.67
----------------------------------	----	-------

Jill Marie Jenks . . . . .	19	17.59
----------------------------	----	-------

Katrina Kessler . . . . .	12	11.11
---------------------------	----	-------

Holly Tharp. . . . .	18	16.67
----------------------	----	-------

Danny Toops. . . . .	18	16.67
----------------------	----	-------

TRUSTEE (6YR) CARL SANDBURG CCD 518

(VOTE FOR) 2

DeVone Eurales. . . . .	181	18.21
-------------------------	-----	-------

Jeffrey T. Whitsitt . . . . .	381	38.33
-------------------------------	-----	-------

Angel Peterson. . . . .	432	43.46
-------------------------	-----	-------

TRUSTEE (UNEX.2YR) CARL SANDBURG CCD 518

(VOTE FOR) 1

Lee E. Johnson. . . . .	592	100.00
-------------------------	-----	--------

BD.MBR. WEST CENTRAL CUSD 235

(VOTE FOR) 4

Malinda J. Clark . . . . .	481	24.85
----------------------------	-----	-------

Mike Lenahan . . . . .	472	24.38
------------------------	-----	-------

Dillian Vancil . . . . .	489	25.26
--------------------------	-----	-------

Brendan Schaley . . . . .	494	25.52
---------------------------	-----	-------

REG.SCH.TRUSTEE (6YR) FHMS

(VOTE FOR) 2

Sally S. Bair . . . . .	136	100.00
-------------------------	-----	--------

REG.SCH.TRUSTEE (UNEX.4YR) FHMS

(VOTE FOR) 1

No Candidate . . . . .	0
------------------------	---

## ABSTRACT OF VOTES

STATE OF ILLINOIS                                 )  
COUNTY OF WHITESIDE                         ) ss.

I, Karen Stralow, County Clerk of Whiteside County, do hereby certify that on April 16<sup>th</sup>, 2025, I canvassed the returns of the Consolidated Election held on April 1<sup>st</sup>, 2025, and do proclaim that a total of 477 voters requested and received ballots and I do further certify that the following list of candidates each received the number of votes recorded to him or her for the office listed below.

### BLACK HAWK COLLEGE DISTRICT NO. 503 TRUSTEE

CANDIDATE	VOTES
Douglas L. Strand	137
Mark Carlson	181
Jon A. Looney	101
Dougal Nelson	143

I further certify that the above is a true and complete Abstract of Votes and was confirmed in my presence this 16<sup>th</sup> day of April, 2025.

  
KAREN STRALOW, WHITESIDE COUNTY CLERK

\*To see a report of the returns (votes received) by precinct, please refer to the Statement of Votes Cast-Final Canvass.

NOTE: "Each local canvassing board shall immediately transmit a signed copy or original duplicate of its complete Abstract of Votes to each election authority having jurisdiction over any of the respective political subdivision, and to the State Board of Elections..." (10 ILCS 5/22-18)

Election Summary Report  
CONSOLIDATED ELECTION  
TUESDAY, APRIL 1, 2025  
MERCER COUNTY, ILLINOIS  
April 1, 2025 Consolidated Election  
FINAL RESULTS

Date: 4/16/2025  
Time: 1:15:57 PM CDT  
Page 17/18

Registered Voters 12,867 - Total Ballots 4,024 : 31.27% - Blank Ballots 1

24 of 24 Precincts Reporting 100.00%

BLACK HAWK COMM COLLEGE DISTRICT NO. 503 TRUSTEE

Number of Precincts	24	
Precincts Reporting	24	100.00%
Vote For 2		
Total Votes	4,472	

Douglas L. Strand	1,066	23.84%
Mark Carlson	1,507	33.70%
Jon A. Looney	637	14.24%
Dougal Nelson	1,262	28.22%

CARL SANDBURG COMM COLLEGE DISTRICT NO. 518 TRUSTEE-6YR TERM

Number of Precincts	3	
Precincts Reporting	3	100.00%
Vote For 2		
Total Votes	232	

DeVone Eurales	24	10.34%
Jeffrey T. Whitsitt	133	57.33%
Angel Peterson	75	32.33%

CARL SANDBURG COMM COLLEGE DISTRICT NO. 518 TRUSTEE-2-YEAR UNEXPIRED TERM

Number of Precincts	3	
Precincts Reporting	3	100.00%
Vote For 1		
Total Votes	127	

Lee E. Johnson	127	100.00%
----------------	-----	---------

REG BOARD OF SCHOOL TRUSTEES(BUREAU-HENRY-STARK)

Number of Precincts	1	
Precincts Reporting	1	100.00%
Vote For 3		
Total Votes	0	

Sue E Pratt	0	0%
Teresa M. Macy	0	0%
Samuel R. "Sam" Reddick	0	0%

REG BOARD OF SCHOOL TRUSTEES(HENDERSON-KNOX-MERCER-WARREN)-6YR YEAR

Number of Precincts	19	
Precincts Reporting	19	100.00%
Vote For 2		
Total Votes	1,661	

Thomas John Kordewick	1,661	100.00%
-----------------------	-------	---------

REG BOARD OF SCHOOL TRUSTEES(HEN-KNOX-MERCER-WARR)-2-YEAR UNEXPIRED TERM (HENDERSON, KNOX, MERCER AND WARREN COUNTIES)

Number of Precincts	19	
Precincts Reporting	19	100.00%
Total Votes	0	

No Candidate

REG BOARD OF SCHOOL TRUSTEES(ROCK ISLAND)-6YR TERM

Number of Precincts	11	
Precincts Reporting	11	100.00%
Vote For 3		
Total Votes	2,318	

Angie Normoyle	752	32.44%
Mary L Fuhr	832	35.89%
Dawn Shelton	734	31.67%

REG BOARD OF SCHOOL TRUSTEES (ROCK ISLAND)-4-YEAR UNEXPIRED TERM

Number of Precincts	11	
Precincts Reporting	11	100.00%
Total Votes	0	

No Candidate

**Bureau County**  
**Official Election Results**  
**Consolidated General Election**  
**April 1, 2025**

**BLACK HAWK COLLEGE DISTRICT NO.**  
**503 TRUSTEE**

Number of Precincts	4	
Precincts Reporting	4	100%
Vote For	2	
Registered Voters	716	
Ballots Cast	164	
Voter Turnout	22.9%	
Total Votes Counted	248	
Douglas L. Strand	58	23.39%
Mark Carlson	57	22.98%
Jon A. Looney	95	38.31%
Dougal Nelson	38	15.32%

Results updated at 4/16/2025 10:00:41 AM

\*\*\*FINAL RESULTS\*\*\*FINAL RESULTS\*\*\*

**Knox County  
Official Results  
Consolidated General Election  
April 1, 2025**

**BLKHWK CC TRUSTEE**

	Total	
Number of Precincts	3	
Precincts Reporting	3	100.0 %
Total Votes	92	
<hr/>		
DOUGLAS STRAND	22	23.91%
MARK CARLSON	30	32.61%
JON LOONEY	24	26.09%
DOUGAL NELSON	16	17.39%

# ABSTRACT OF VOTES

COUNTY OF ROCK ISLAND


STATE OF ILLINOIS


We, the undersigned members of the canvassing board for Rock Island County do hereby certify that on April 17, 2025 we canvassed the returns for the election held on April 1, 2025, and do proclaim that a total of 19,679 voters requested and received ballots and we do further certify that the candidates received the number of votes herein recorded.


## Regional School Board - Rock Island County

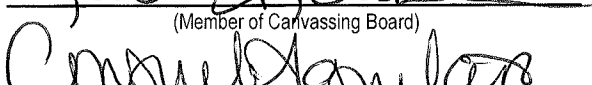
OFFICE		PARTY	CANDIDATE NAME	(Place a "X" next to the name(s) of candidate(s) elected)	TOTAL VOTES
Trustee - Unex. 4 Year	Vote for: 1	Nonpartisan	No Candidate Filed		0
Trustee - 6 Year	Vote for: 3	Nonpartisan	Angie Normoyle		8871 <input checked="" type="checkbox"/>
	Vote for: 3	Nonpartisan	Mary L Fuhr		8871 <input checked="" type="checkbox"/>
	Vote for: 3	Nonpartisan	Dawn Shelton		8475 <input checked="" type="checkbox"/>

We further certify that the above is a true and complete Abstract of Votes and was prepared in our presence on April 17, 2025.

  
 (Member of Canvassing Board)

  
 (Member of Canvassing Board)

  
 (Member of Canvassing Board)

  
 (Member of Canvassing Board)

\_\_\_\_\_  
(Member of Canvassing Board)

\_\_\_\_\_  
(Member of Canvassing Board)

\_\_\_\_\_  
(Member of Canvassing Board)

\_\_\_\_\_  
(Member of Canvassing Board)

NOTE: "Each Election Authority shall immediately transmit a signed copy or original duplicate of its complete Abstract of Votes to each election authority having jurisdiction over any of the territory of the respective political subdivision and to the State Board of Elections..." 10 ILCS 5/22-18.



RUN DATE:04/16/25 09:52 AM

2025 CONSOLIDATED ELECTION

APRIL 1, 2025

REPORT-EL52

PAGE 0172

WITH 86 OF 86 PRECINCTS REPORTING

VOTES PERCENT

REGIONAL SCHOOL TRUSTEE - ROCK ISLAND COUNTY 4 YR

(VOTE FOR) 1

01 = No Candidate Filed

0

-----  
01

0101 CORDOVA	0
0201 COE	0
0301 CANOE CREEK	0
0401 ZUMA	0
0501 PORT BYRON	0
0601 HAMPTON 1	0
0602 HAMPTON 2	0
0603 HAMPTON 3	0
0604 HAMPTON 4	0
0605 HAMPTON 5	0
0606 HAMPTON 6	0
0607 HAMPTON 7	0
0608 HAMPTON 8	0
0609 HAMPTON 9	0
0610 HAMPTON 10	0
0611 HAMPTON 11	0
0612 HAMPTON 12	0
0613 HAMPTON 13	0
0614 HAMPTON 14	0
0615 HAMPTON 15	0
0616 HAMPTON 16	0
0617 HAMPTON 17	0
0701 SOUTH MOLINE 1	0
0702 SOUTH MOLINE 2	0
0703 SOUTH MOLINE 3	0
0704 SOUTH MOLINE 4	0
0705 SOUTH MOLINE 5	0
0706 SOUTH MOLINE 6	0
0707 SOUTH MOLINE 7	0
0708 SOUTH MOLINE 8	0
0709 SOUTH MOLINE 9	0
0710 SOUTH MOLINE 10	0
0711 SOUTH MOLINE 11	0
0712 SOUTH MOLINE 12	0
0713 SOUTH MOLINE 13	0
0714 SOUTH MOLINE 14	0
0715 SOUTH MOLINE 15	0
0716 SOUTH MOLINE 16	0
0717 SOUTH MOLINE 17	0
0718 SOUTH MOLINE 18	0
0719 SOUTH MOLINE 19	0
0720 SOUTH MOLINE 20	0
0721 SOUTH MOLINE 21	0
0722 SOUTH MOLINE 22	0
0723 SOUTH MOLINE 23	0
0724 SOUTH MOLINE 24	0
0725 SOUTH MOLINE 25	0
0726 SOUTH MOLINE 26	0
0727 SOUTH MOLINE 27	0
0728 SOUTH MOLINE 28	0
0729 SOUTH MOLINE 29	0
0801 MOLINE 1	0
0802 MOLINE 2	0
0803 MOLINE 3	0
0804 MOLINE 4	0
0805 MOLINE 5	0

VOTES PERCENT

## REGIONAL SCHOOL TRUSTEE - ROCK ISLAND COUNTY 4 YR

(VOTE FOR) 1

01 = No Candidate Filed

0

(CONTINUED FROM PREVIOUS PAGE)

-----  
01

0806 MOLINE 6	0
0807 MOLINE 7	0
0808 MOLINE 8	0
0809 MOLINE 9	0
0810 MOLINE 10	0
0811 MOLINE 11	0
0812 MOLINE 12	0
0813 MOLINE 13	0
0814 MOLINE 14	0
0815 MOLINE 15	0
0816 MOLINE 16	0
0817 MOLINE 17	0
0818 MOLINE 18	0
0819 MOLINE 19	0
0820 MOLINE 20	0
1101 BLACKHAWK 1	0
1103 BLACKHAWK 3	0
1104 BLACKHAWK 4	0
1105 BLACKHAWK 5	0
1201 COAL VALLEY 1	0
1202 COAL VALLEY 2	0
1203 COAL VALLEY 3	0
1301 RURAL	0
1401 BOWLING 1	0
1402 BOWLING 2	0
1501 EDGINGTON 1	0
1502 EDGINGTON 2	0
1601 ANDALUSIA	0
1701 BUFFALO PRAIRIE	0
1801 DRURY	0

=====

RUN DATE:04/16/25 09:52 AM

2025 CONSOLIDATED ELECTION

APRIL 1, 2025

REPORT-EL52

PAGE 0174

WITH 86 OF 86 PRECINCTS REPORTING

## REGIONAL SCHOOL TRUSTEE - ROCK ISLAND COUNTY

VOTES PERCENT

VOTES PERCENT

(VOTE FOR) 3

01 = Angie Normoye

8,119 33.97

02 = Mary L Fuhr

8,039 33.64

03 = Dawn Shelton

7,741 32.39

	01	02	03
0101 CORDOVA	65	66	65
0201 COE	145	140	154
0301 CANOE CREEK	17	18	19
0401 ZUMA	70	66	68
0501 PORT BYRON	126	117	128
0601 HAMPTON 1	161	155	156
0602 HAMPTON 2	135	137	148
0603 HAMPTON 3	60	63	63
0604 HAMPTON 4	44	47	39
0605 HAMPTON 5	110	107	107
0606 HAMPTON 6	42	39	45
0607 HAMPTON 7	71	67	69
0608 HAMPTON 8	30	29	31
0609 HAMPTON 9	16	16	14
0610 HAMPTON 10	95	92	96
0611 HAMPTON 11	53	48	51
0612 HAMPTON 12	103	102	96
0613 HAMPTON 13	38	41	36
0614 HAMPTON 14	117	112	114
0615 HAMPTON 15	92	90	91
0616 HAMPTON 16	77	72	77
0617 HAMPTON 17	162	168	172
0701 SOUTH MOLINE 1	103	92	93
0702 SOUTH MOLINE 2	145	138	139
0703 SOUTH MOLINE 3	73	80	74
0704 SOUTH MOLINE 4	249	225	225
0705 SOUTH MOLINE 5	84	80	79
0706 SOUTH MOLINE 6	124	106	112
0707 SOUTH MOLINE 7	121	113	111
0708 SOUTH MOLINE 8	108	105	102
0709 SOUTH MOLINE 9	175	157	159
0710 SOUTH MOLINE 10	92	86	96
0711 SOUTH MOLINE 11	170	163	156
0712 SOUTH MOLINE 12	102	100	95
0713 SOUTH MOLINE 13	160	146	148
0714 SOUTH MOLINE 14	88	77	83
0715 SOUTH MOLINE 15	104	113	107
0716 SOUTH MOLINE 16	161	154	158
0717 SOUTH MOLINE 17	170	168	167
0718 SOUTH MOLINE 18	180	171	162
0719 SOUTH MOLINE 19	82	79	77
0720 SOUTH MOLINE 20	130	126	114
0721 SOUTH MOLINE 21	67	67	66
0722 SOUTH MOLINE 22	104	96	94
0723 SOUTH MOLINE 23	46	50	44
0724 SOUTH MOLINE 24	93	90	88
0725 SOUTH MOLINE 25	69	68	73
0726 SOUTH MOLINE 26	64	61	61
0727 SOUTH MOLINE 27	190	181	183
0728 SOUTH MOLINE 28	134	112	117
0729 SOUTH MOLINE 29	232	238	225
0801 MOLINE 1	74	65	62
0802 MOLINE 2	52	49	51
0803 MOLINE 3	79	75	84
0804 MOLINE 4	113	98	98

RUN DATE:04/16/25 09:52 AM

2025 CONSOLIDATED ELECTION

APRIL 1, 2025

REPORT-EL52

PAGE 0175

WITH 86 OF 86 PRECINCTS REPORTING

## REGIONAL SCHOOL TRUSTEE - ROCK ISLAND COUNTY

VOTES PERCENT

VOTES PERCENT

(VOTE FOR) 3

01 = Angie Normoyle

8,119 33.97

02 = Mary L Fuhr

8,039 33.64

03 = Dawn Shelton

7,741 32.39

(CONTINUED FROM PREVIOUS PAGE)

	01	02	03
0805 MOLINE 5	73	70	65
0806 MOLINE 6	37	34	38
0807 MOLINE 7	38	35	37
0808 MOLINE 8	50	42	43
0809 MOLINE 9	99	87	85
0810 MOLINE 10	31	30	33
0811 MOLINE 11	51	48	49
0812 MOLINE 12	22	16	20
0813 MOLINE 13	59	58	55
0814 MOLINE 14	30	23	25
0815 MOLINE 15	33	34	35
0816 MOLINE 16	83	65	69
0817 MOLINE 17	49	48	48
0818 MOLINE 18	86	63	69
0819 MOLINE 19	35	35	32
0820 MOLINE 20	104	88	99
1101 BLACKHAWK 1	0	0	0
1103 BLACKHAWK 3	15	15	17
1104 BLACKHAWK 4	54	62	47
1105 BLACKHAWK 5	10	12	13
1201 COAL VALLEY 1	94	95	93
1202 COAL VALLEY 2	47	51	46
1203 COAL VALLEY 3	206	194	198
1301 RURAL	99	101	88
1401 BOWLING 1	250	325	240
1402 BOWLING 2	213	214	195
1501 EDGINGTON 1	73	95	63
1502 EDGINGTON 2	82	103	77
1601 ANDALUSIA	248	335	237
1701 BUFFALO PRAIRIE	49	87	48
1801 DRURY	32	53	35

Election Summary Report  
CONSOLIDATED ELECTION  
TUESDAY, APRIL 1, 2025  
MERCER COUNTY, ILLINOIS  
April 1, 2025 Consolidated Election  
FINAL RESULTS

Date: 4/16/2025  
Time: 1:15:57 PM CDT  
Page 17/18

Registered Voters 12,867 - Total Ballots 4,024 : 31.27% - Blank Ballots 1

24 of 24 Precincts Reporting 100.00%

BLACK HAWK COMM COLLEGE DISTRICT NO. 503 TRUSTEE		
Number of Precincts	24	
Precincts Reporting	24	100.00%
Vote For 2		
Total Votes	4,472	
Douglas L. Strand	1,066	23.84%
Mark Carlson	1,507	33.70%
Jon A. Looney	637	14.24%
Dougal Nelson	1,262	28.22%

CARL SANDBURG COMM COLLEGE DISTRICT NO. 518 TRUSTEE-6YR TERM		
Number of Precincts	3	
Precincts Reporting	3	100.00%
Vote For 2		
Total Votes	232	
DeVone Eurales	24	10.34%
Jeffrey T. Whitsitt	133	57.33%
Angel Peterson	75	32.33%

CARL SANDBURG COMM COLLEGE DISTRICT NO. 518 TRUSTEE-2-YEAR UNEXPIRED TERM		
Number of Precincts	3	
Precincts Reporting	3	100.00%
Vote For 1		
Total Votes	127	
Lee E. Johnson	127	100.00%

REG BOARD OF SCHOOL TRUSTEES(BUREAU-HENRY-STARK)		
Number of Precincts	1	
Precincts Reporting	1	100.00%
Vote For 3		
Total Votes	0	
Sue E Pratt	0	0%
Teresa M. Macy	0	0%
Samuel R. "Sam" Reddick	0	0%

REG BOARD OF SCHOOL TRUSTEES(HENDERSON-KNOX-MERCER-WARREN)-6YR YEAR		
Number of Precincts	19	
Precincts Reporting	19	100.00%
Vote For 2		
Total Votes	1,661	
Thomas John Kordewick	1,661	100.00%

REG BOARD OF SCHOOL TRUSTEES(HEN-KNOX-MERCER-WARR)-2-YEAR UNEXPIRED TERM (HENDERSON, KNOX, MERCER AND WARREN COUNTIES)		
Number of Precincts	19	
Precincts Reporting	19	100.00%
Total Votes	0	
No Candidate		

REG BOARD OF SCHOOL TRUSTEES(ROCK ISLAND)-6YR TERM		
Number of Precincts	11	
Precincts Reporting	11	100.00%
Vote For 3		
Total Votes	2,318	
Angie Normoyle	752	32.44%
Mary L Fuhr	832	35.89%
Dawn Shelton	734	31.67%

REG BOARD OF SCHOOL TRUSTEES (ROCK ISLAND)-4-YEAR UNEXPIRED TERM		
Number of Precincts	11	
Precincts Reporting	11	100.00%
Total Votes	0	
No Candidate		


**ABSTRACT OF VOTES**

COUNTY OF ROCK ISLAND

STATE OF ILLINOIS

We, the undersigned members of the canvassing board for Rock Island County do hereby certify that on April 17, 2025 we canvassed the returns for the election held on April 1, 2025, and do proclaim that a total of 19,679 voters requested and received ballots and we do further certify that the candidates received the number of votes herein recorded.


**Coal Valley Fire Protection District**

OFFICE	PARTY	CANDIDATE NAME	(Place a "X" next to the name(s) of candidate(s) elected)	TOTAL VOTES
Trustee - 6 Year	Vote for: 1	Nonpartisan	Mark H. Gast	440 


We further certify that the above is a true and complete Abstract of Votes and was prepared in our presence on April 17, 2025.

  
 (Member of Canvassing Board)


\_\_\_\_\_  
 (Member of Canvassing Board)

  
 (Member of Canvassing Board)

\_\_\_\_\_  
 (Member of Canvassing Board)

  
 (Member of Canvassing Board)

\_\_\_\_\_  
 (Member of Canvassing Board)

  
 (Member of Canvassing Board)

\_\_\_\_\_  
 (Member of Canvassing Board)

NOTE: "Each Election Authority shall immediately transmit a signed copy or original duplicate of its complete Abstract of Votes to each election authority having jurisdiction over any of the territory of the respective political subdivision and to the State Board of Elections..." 10 ILCS 5/22-18.

NUMBERED KEY CANVASS

ROCK ISLAND COUNTY, ILLINOIS

OFFICIAL RESULTS

RUN DATE:04/16/25 09:52 AM

2025 CONSOLIDATED ELECTION

APRIL 1, 2025

REPORT-EL52

PAGE 0180

WITH 5 OF 5 PRECINCTS REPORTING

VOTES PERCENT

COAL VALLEY FIRE PROTECTION DISTRICT

(VOTE FOR) 1

01 = Mark H. Gast

409 100.00

-----  
01

-----  
0

1103 BLACKHAWK 3

1201 COAL VALLEY 1

1202 COAL VALLEY 2

1203 COAL VALLEY 3

1301 RURAL

106

57

238

8

=====

JURISDICTIONAL CANVASS

RUN DATE:04/17/25 09:42 AM

COAL VALLEY FIRE PROTECTI  
APRIL 1, 2025  
HENRY COUNTY, ILLINOIS

OFFICIAL RESULTS

REPORT-EL86 PAGE 001

WITH 1 OF 1 PRECINCTS REPORTING

VOTES PERCENT

VOTES PERCENT

01 = BALLOTS CAST

33

TRUSTEE COAL VALLEY FIRE PROTECTION DISTRICT

(VOTE FOR) 1

02 = Mark H Gast

31 100.00

03 = OVER VOTES

0

04 = UNDER VOTES

2

01	02	03	04
33	31	0	2

0006 COLONA 1




**ABSTRACT OF VOTES**

COUNTY OF ROCK ISLAND

STATE OF ILLINOIS


We, the undersigned members of the canvassing board for Rock Island County do hereby certify that on April 17, 2025 we canvassed the returns for the election held on April 1, 2025, and do proclaim that a total of 19,679 voters requested and received ballots and we do further certify that the candidates received the number of votes herein recorded.


**Cordova Fire Protection District**


OFFICE	PARTY	CANDIDATE NAME	(Place a "X" next to the name(s) of candidate(s) elected)	TOTAL VOTES
Trustee - 6 Year	Vote for: 2	Nonpartisan	Lynda S. Beard	154 

We further certify that the above is a true and complete Abstract of Votes and was prepared in our presence on April 17, 2025.

  
 (Member of Canvassing Board)

  
 (Member of Canvassing Board)

  
 (Member of Canvassing Board)

  
 (Member of Canvassing Board)

\_\_\_\_\_  
 (Member of Canvassing Board)

\_\_\_\_\_  
 (Member of Canvassing Board)

\_\_\_\_\_  
 (Member of Canvassing Board)

\_\_\_\_\_  
 (Member of Canvassing Board)

NOTE: "Each Election Authority shall immediately transmit a signed copy or original duplicate of its complete Abstract of Votes to each election authority having jurisdiction over any of the territory of the respective political subdivision and to the State Board of Elections..." 10 ILCS 5/22-18.

NUMBERED KEY CANVASS

RUN DATE:04/16/25 09:52 AM

ROCK ISLAND COUNTY, ILLINOIS

2025 CONSOLIDATED ELECTION

APRIL 1, 2025

OFFICIAL RESULTS

REPORT-EL52

PAGE 0181

WITH 3 OF 3 PRECINCTS REPORTING

VOTES PERCENT

CORDOVA FIRE PROTECTION DISTRICT

(VOTE FOR) 2

01 = Lynda S. Beard

154 100.00

-----  
01

-----  
126

0101 CORDOVA

0201 COE

0501 PORT BYRON

7

21

=====

**ABSTRACT OF VOTES**

COUNTY OF ROCK ISLAND

STATE OF ILLINOIS

We, the undersigned members of the canvassing board for Rock Island County do hereby certify that on April 17, 2025 we canvassed the returns of an election held on April 1, 2025, and do proclaim that a total of 19,679 voters requested and received ballots and we do further certify that the Question of Public Policy on the attached list did receive the number of votes herein recorded.


**CITY OF EAST MOLINE PROPOSITION**


Shall the City of East Moline become a HOME RULE unit under Article VII, Section 6, of the Illinois Constitution?


YES 976


NO 2020★

We further certify that the above is a true and complete Abstract of Votes and was prepared in our presence on April 17, 2025.

  
(Members of Canvassing Board)

  
(Members of Canvassing Board)

  
(Members of Canvassing Board)

  
(Members of Canvassing Board)

NOTE: "Each Election Authority shall immediately transmit a signed copy or original duplicate of its complete Abstract of Votes to each election authority having jurisdiction over any of the territory of the respective political subdivision and to the State Board of Elections..." 10 ILCS 5/22-18.

WITH 23 OF 23 PRECINCTS REPORTING

VOTES PERCENT

CITY OF EAST MOLINE PROPOSITION

(VOTE FOR) 1

01 = Yes

02 = No

976 32.58

2,020 67.42

-----  
01 02  
-----

0401 ZUMA	0	0
0603 HAMPTON 3	27	72
0604 HAMPTON 4	29	45
0605 HAMPTON 5	0	3
0607 HAMPTON 7	19	79
0609 HAMPTON 9	0	0
0612 HAMPTON 12	52	93
0613 HAMPTON 13	28	30
0701 SOUTH MOLINE 1	38	107
0702 SOUTH MOLINE 2	87	138
0703 SOUTH MOLINE 3	48	74
0704 SOUTH MOLINE 4	9	4
0710 SOUTH MOLINE 10	44	122
0712 SOUTH MOLINE 12	58	97
0714 SOUTH MOLINE 14	41	92
0715 SOUTH MOLINE 15	58	130
0716 SOUTH MOLINE 16	77	176
0717 SOUTH MOLINE 17	88	180
0718 SOUTH MOLINE 18	77	187
0721 SOUTH MOLINE 21	4	2
0727 SOUTH MOLINE 27	105	172
0728 SOUTH MOLINE 28	19	92
0729 SOUTH MOLINE 29	68	125

=====

## ABSTRACT OF VOTES

COUNTY OF ROCK ISLAND

STATE OF ILLINOIS

We, the undersigned members of the canvassing board for Rock Island County do hereby certify that on April 17, 2025 we canvassed the returns of an election held on April 1, 2025, and do proclaim that a total of 19,679 voters requested and received ballots and we do further certify that the Question of Public Policy on the attached list did receive the number of votes herein recorded.

## ROCK ISLAND TOWNSHIP PROPOSITION

Non-Binding Referendum

Should the State of Illinois adopt an independent citizens commission for federal and state redistricting process, that would be guided by principles established in fair maps initiatives?

YES


968 ★


NO


405

We further certify that the above is a true and complete Abstract of Votes and was prepared in our presence on April 17, 2025.

  
(Members of Canvassing Board)

  
(Members of Canvassing Board)

  
(Members of Canvassing Board)

  
(Members of Canvassing Board)

WITH 15 OF 15 PRECINCTS REPORTING

VOTES PERCENT

ROCK ISLAND TOWNSHIP PROPOSITION

(VOTE FOR) 1

01 = Yes

02 = No

968 70.50  
405 29.50

-----  
01 02  
-----

0901 ROCK ISLAND 1	38	30
0902 ROCK ISLAND 2	35	14
0903 ROCK ISLAND 3	68	24
0904 ROCK ISLAND 4	21	7
0905 ROCK ISLAND 5	72	27
0906 ROCK ISLAND 6	92	44
0907 ROCK ISLAND 7	62	27
0908 ROCK ISLAND 8	67	18
0909 ROCK ISLAND 9	66	30
0910 ROCK ISLAND 10	160	52
0911 ROCK ISLAND 11	33	16
0912 ROCK ISLAND 12	39	26
0913 ROCK ISLAND 13	57	28
0914 ROCK ISLAND 14	48	19
0915 ROCK ISLAND 15	110	43

=====