

OFFICIAL ELECTION RESULTS  
PRECINCT BY PRECINCT  
CONSOLIDATED GENERAL ELECTION  
APRIL 4, 2023

Date:04/18/23  
Time:15:10:34  
Page:1 of 89

	TURN OUT		
	Reg. Voters	Cards Cast	% Turnout
Jurisdiction Wide			
CORDOVA	629	131	20.83%
COE	1303	240	18.42%
CANOE CREEK	342	34	9.94%
ZUMA	543	67	12.34%
PORT BYRON	965	164	16.99%
HAMPTON 1	1171	213	18.19%
HAMPTON 2	874	126	14.42%
HAMPTON 3	477	50	10.48%
HAMPTON 4	449	35	7.80%
HAMPTON 5	673	102	15.16%
HAMPTON 6	614	51	8.31%
HAMPTON 7	453	31	6.84%
HAMPTON 8	346	32	9.25%
HAMPTON 9	344	15	4.36%
HAMPTON 10	821	82	9.99%
HAMPTON 11	698	97	13.90%
HAMPTON 12	750	80	10.67%
HAMPTON 13	401	40	9.98%
HAMPTON 14	991	135	13.62%
HAMPTON 15	830	95	11.45%
HAMPTON 16	976	81	8.30%
HAMPTON 17	988	135	13.66%
SO MOLINE 1	657	81	12.33%
SO MOLINE 2	738	111	15.04%
SO MOLINE 3	434	45	10.37%
SO MOLINE 4	1399	187	13.37%
SO MOLINE 5	571	52	9.11%
SO MOLINE 6	826	103	12.47%
SO MOLINE 7	946	92	9.73%
SO MOLINE 8	759	98	12.91%
SO MOLINE 9	1023	184	17.99%
SO MOLINE 10	647	97	14.99%
SO MOLINE 11	1038	135	13.01%
SO MOLINE 12	479	53	11.06%
SO MOLINE 13	1021	133	13.03%
SO MOLINE 14	568	56	9.86%
SO MOLINE 15	524	96	18.32%
SO MOLINE 16	747	109	14.59%
SO MOLINE 17	973	179	18.40%
SO MOLINE 18	880	155	17.61%
SO MOLINE 19	867	44	5.07%
SO MOLINE 20	721	141	19.56%
SO MOLINE 21	480	66	13.75%
SO MOLINE 22	786	71	9.03%
SO MOLINE 23	539	33	6.12%
SO MOLINE 24	672	43	6.40%
SO MOLINE 25	456	75	16.45%
SO MOLINE 26	447	42	9.40%
SO MOLINE 27	830	180	21.69%
SO MOLINE 28	776	102	13.14%
SO MOLINE 29	1175	163	13.87%
MOLINE 1	540	68	12.59%
MOLINE 2	673	55	8.17%
MOLINE 3	881	79	8.97%
MOLINE 4	756	110	14.55%
MOLINE 5	741	70	9.45%
MOLINE 6	636	24	3.77%
MOLINE 7	560	31	5.54%
MOLINE 8	573	47	8.20%
MOLINE 9	697	109	15.64%

OFFICIAL ELECTION RESULTS  
PRECINCT BY PRECINCT  
CONSOLIDATED GENERAL ELECTION  
APRIL 4, 2023

Date:04/18/23  
Time:15:10:34  
Page:2 of 89

	TURN OUT		
	Reg. Voters	Cards Cast	% Turnout
MOLINE 10	720	37	5.14%
MOLINE 11	760	59	7.76%
MOLINE 12	410	10	2.44%
MOLINE 13	651	59	9.06%
MOLINE 14	347	20	5.76%
MOLINE 15	592	63	10.64%
MOLINE 16	728	83	11.40%
MOLINE 17	586	49	8.36%
MOLINE 18	687	74	10.77%
MOLINE 19	405	28	6.91%
MOLINE 20	672	92	13.69%
ROCK ISLAND 1	429	20	4.66%
ROCK ISLAND 2	227	18	7.93%
ROCK ISLAND 3	468	26	5.56%
ROCK ISLAND 4	198	6	3.03%
ROCK ISLAND 5	637	13	2.04%
ROCK ISLAND 6	618	53	8.58%
ROCK ISLAND 7	436	35	8.03%
ROCK ISLAND 8	335	32	9.55%
ROCK ISLAND 9	636	31	4.87%
ROCK ISLAND 10	832	82	9.86%
ROCK ISLAND 11	206	32	15.53%
ROCK ISLAND 12	431	37	8.58%
ROCK ISLAND 13	363	41	11.29%
ROCK ISLAND 14	534	47	8.80%
ROCK ISLAND 15	763	72	9.44%
SO ROCK ISLAND 1	634	38	5.99%
SO ROCK ISLAND 2	541	31	5.73%
SO ROCK ISLAND 3	962	121	12.58%
SO ROCK ISLAND 4	837	99	11.83%
SO ROCK ISLAND 5	848	118	13.92%
SO ROCK ISLAND 6	783	110	14.05%
SO ROCK ISLAND 7	605	77	12.73%
SO ROCK ISLAND 8	811	117	14.43%
SO ROCK ISLAND 9	568	66	11.62%
SO ROCK ISLAND 10	767	111	14.47%
SO ROCK ISLAND 11	779	151	19.38%
SO ROCK ISLAND 12	1006	153	15.21%
SO ROCK ISLAND 13	900	115	12.78%
SO ROCK ISLAND 14	793	96	12.11%
SO ROCK ISLAND 15	567	33	5.82%
SO ROCK ISLAND 16	325	21	6.46%
BLACKHAWK 1	529	38	7.18%
BLACKHAWK 2	520	37	7.12%
BLACKHAWK 3	1612	190	11.79%
BLACKHAWK 4	977	148	15.15%
BLACKHAWK 5	518	31	5.98%
BLACKHAWK 6	868	58	6.68%
BLACKHAWK 7	1156	112	9.69%
COAL VALLEY 1	838	134	15.99%
COAL VALLEY 2	649	53	8.17%
COAL VALLEY 3	1670	260	15.57%
RURAL	745	145	19.46%
BOWLING 1	1449	319	22.02%
BOWLING 2	971	152	15.65%
EDGINGTON 1	558	176	31.54%
EDGINGTON 2	446	135	30.27%
ANDALUSIA	1730	486	28.09%
BUFFALO PRAIRIE	577	133	23.05%
DRURY	538	123	22.86%
Total	85422	10861	12.71%

**ABSTRACT OF VOTES**

COUNTY OF ROCK ISLAND

STATE OF ILLINOIS

We, the undersigned members of the canvassing board for Rock Island County do hereby certify that on April 21, 2023 we canvassed the returns for the election held on April 4, 2023, and do proclaim that a total of 10,861 voters requested and received ballots and we do further certify that the candidates received the number of votes herein recorded.

**Village of Andalusia**

OFFICE		PARTY	CANDIDATE NAME (Place a "X" next to the name(s) of candidate(s) elected)	TOTAL VOTES
Trustee - Unexp. 2 Year	Vote for: 1	Non-Partisan	Curtis Morrow <i>X</i>	187
Trustee - 4 Year	Vote for: 3	Non-Partisan	Ronald Finley <i>X</i>	169
	Vote for: 3	Non-Partisan	Curtis Bull	115
	Vote for: 3	Non-Partisan	Michael Kensinger <i>X</i>	143
	Vote for: 3	Non-Partisan	Chad Kelly <i>X</i>	118
	Vote for: 3		Write-In (Larry Flaherty)	2

We further certify that the above is a true and complete Abstract of Votes and was prepared in our presence on April 21, 2023.

*Kelly Shields*  
 \_\_\_\_\_  
 (Member of Canvassing Board)

\_\_\_\_\_  
 (Member of Canvassing Board)

*Ann Kinner*  
 \_\_\_\_\_  
 (Member of Canvassing Board)

\_\_\_\_\_  
 (Member of Canvassing Board)

*Beanda Terrell*  
 \_\_\_\_\_  
 (Member of Canvassing Board)

\_\_\_\_\_  
 (Member of Canvassing Board)

*Margaret Crouch*  
 \_\_\_\_\_  
 (Member of Canvassing Board)

\_\_\_\_\_  
 (Member of Canvassing Board)

NOTE: "Each Election Authority shall immediately transmit a signed copy or original duplicate of its complete Abstract of Votes to each election authority having jurisdiction over any of the territory of the respective political subdivision and to the State Board of Elections..." 10 ILCS 5/22-18.

OFFICIAL ELECTION RESULTS  
PRECINCT BY PRECINCT  
CONSOLIDATED GENERAL ELECTION  
APRIL 4, 2023

Date:04/18/23  
Time:15:10:34  
Page:3 of 89

	ANDALUSIA VILLAGE TRUSTEE 2 YR					
	Reg. Voters	Times Counted	Times Blank Voted	Times Over Voted	Number Of Under Votes	CURTIS MORROW
Jurisdiction Wide						
ANDALUSIA	866	275	88	0	0	187 100.00%
Total	866	275	88	0	0	187 100.00%

OFFICIAL ELECTION RESULTS  
PRECINCT BY PRECINCT  
CONSOLIDATED GENERAL ELECTION  
APRIL 4, 2023

Date:04/18/23  
Time:15:10:34  
Page:4 of 89

	ANDALUSIA VILLAGE TRUSTEE												
	Reg. Voters	Times Counted	Times Blank Voted	Times Over Voted	Number Of Under Votes	RONALD FINLEY		CURTIS BULL		MICHAEL KENSINGER		CHAD KELLY	
Jurisdiction Wide													
ANDALUSIA	866	275	30	2	179	169	30.73%	115	20.91%	143	26.00%	118	21.45%
Total	866	275	30	2	179	169	30.73%	115	20.91%	143	26.00%	118	21.45%

**Official Election Results**  
**Write-In Candidates For April 4, 2023**

<b>Village of Andalusia</b>	<b>Total Write-ins</b>
Larry Flaherty - Trustee	2

<b>Village of Oak Grove</b>	
Michael Nowack - President	7
Nancy Endres - Trustee	6
Robert Michael Stewart - Trustee	8

<b>Robert R. Jones Public Library District</b>	
Laina Cross-Harris - 4 Year Unexpired Trustee	14

<b>Rock Island/Milan School Board</b>	
Joshua J. Behn	198
Nicole Cisne Durbin	298
Naythan James	54
Richard L. Phillis	221

<b>Silvis School Board</b>	
Kevin M. Rossmiller	4

<b>Sherrard School Board</b>	
Veronica Harleen Rosalie Sparksman	5

<b>Rock Island County Regional Board of School</b>	
Angie Normoyle - 2 Year Unexpired Trustee	191

**ABSTRACT OF VOTES**

COUNTY OF ROCK ISLAND


STATE OF ILLINOIS

We, the undersigned members of the canvassing board for Rock Island County do hereby certify that on April 21, 2023 we canvassed the returns for the election held on April 4, 2023, and do proclaim that a total of 10,861 voters requested and received ballots and we do further certify that the candidates received the number of votes herein recorded.


**Village of Carbon Cliff**

OFFICE	PARTY	CANDIDATE NAME	(Place a "X" next to the name(s) of candidate(s) elected)	TOTAL VOTES
Trustee - 4 Year	Vote for: 3	Non-Partisan	Alma Neels <input checked="" type="checkbox"/>	62
	Vote for: 3	Non-Partisan	Wendi Alonzo <input checked="" type="checkbox"/>	72
	Vote for: 3	Non-Partisan	Matthew K. Behnken (Withdrawl)	46
	Vote for: 3	Non-Partisan	LeeVon Harris <input checked="" type="checkbox"/>	46


We further certify that the above is a true and complete Abstract of Votes and was prepared in our presence on April 21, 2023.

  
 (Member of Canvassing Board)

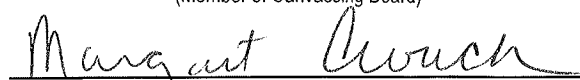
\_\_\_\_\_  
 (Member of Canvassing Board)

  
 (Member of Canvassing Board)

\_\_\_\_\_  
 (Member of Canvassing Board)

  
 (Member of Canvassing Board)

\_\_\_\_\_  
 (Member of Canvassing Board)

  
 (Member of Canvassing Board)

\_\_\_\_\_  
 (Member of Canvassing Board)

NOTE: "Each Election Authority shall immediately transmit a signed copy or original duplicate of its complete Abstract of Votes to each election authority having jurisdiction over any of the territory of the respective political subdivision and to the State Board of Elections..." 10 ILCS 5/22-18.

OFFICIAL ELECTION RESULTS  
PRECINCT BY PRECINCT  
CONSOLIDATED GENERAL ELECTION  
APRIL 4, 2023

Date:04/18/23  
Time:15:10:34  
Page:5 of 89

	CARBON CLIFF VILLAGE TRUSTEE												
	Reg. Voters	Times Counted	Times Blank Voted	Times Over Voted	Number Of Under Votes	ALMA NEELS		WENDI ALONZO		MATTHEW K. BEHNKEN		LEE VON HARRIS	
Jurisdiction Wide													
HAMPTON 8	335	32	0	0	22	23	31.08%	24	32.43%	15	20.27%	12	16.22%
HAMPTON 10	3	1	0	0	0	0	0.00%	1	33.33%	1	33.33%	1	33.33%
HAMPTON 16	714	64	1	0	40	39	26.17%	47	31.54%	30	20.13%	33	22.15%
Total	1052	97	1	0	62	62	27.43%	72	31.86%	46	20.35%	46	20.35%



ABSTRACT OF VOTES

COUNTY OF ROCK ISLAND


STATE OF ILLINOIS


We, the undersigned members of the canvassing board for Rock Island County do hereby certify that on April 21, 2023 we canvassed the returns for the election held on April 4, 2023, and do proclaim that a total of 10,861 voters requested and received ballots and we do further certify that the candidates received the number of votes herein recorded.


Village of Coal Valley

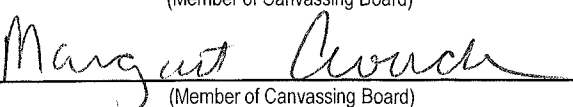
OFFICE		PARTY	CANDIDATE NAME	(Place a "X" next to the name(s) of candidate(s) elected)	TOTAL VOTES
Trustee - 4 Year	Vote for: 3	Conservative	Laura M. Rigg	X	281
	Vote for: 3	Conservative	R. Graeme Jewell	X	216
	Vote for: 3	Conservative	Thomas House Sr.	X	215

We further certify that the above is a true and complete Abstract of Votes and was prepared in our presence on April 21, 2023.

  
\_\_\_\_\_  
(Member of Canvassing Board)

  
\_\_\_\_\_  
(Member of Canvassing Board)

  
\_\_\_\_\_  
(Member of Canvassing Board)

  
\_\_\_\_\_  
(Member of Canvassing Board)

\_\_\_\_\_  
(Member of Canvassing Board)

\_\_\_\_\_  
(Member of Canvassing Board)

\_\_\_\_\_  
(Member of Canvassing Board)

\_\_\_\_\_  
(Member of Canvassing Board)

NOTE: "Each Election Authority shall immediately transmit a signed copy or original duplicate of its complete Abstract of Votes to each election authority having jurisdiction over any of the territory of the respective political subdivision and to the State Board of Elections..." 10 ILCS 5/22-18.

OFFICIAL ELECTION RESULTS  
PRECINCT BY PRECINCT  
CONSOLIDATED GENERAL ELECTION  
APRIL 4, 2023

Date:04/18/23  
Time:15:10:34  
Page:6 of 89

COAL VALLEY VILLAGE TRUSTEE											
	Reg. Voters	Times Counted	Times Blank Voted	Times Over Voted	Number Of Under Votes	LAURA M. RIGG (CON)		R. GRAEME JEWELL (CON)		THOMAS HOUSE SR. (CON)	
Jurisdiction Wide											
COAL VALLEY 1	562	98	19	0	73	70	42.68%	49	29.88%	45	27.44%
COAL VALLEY 2	487	40	5	0	16	33	37.08%	28	31.46%	28	31.46%
COAL VALLEY 3	1579	249	54	0	140	174	39.10%	134	30.11%	137	30.79%
Total	2628	387	78	0	229	277	39.68%	211	30.23%	210	30.09%

JURISDICTIONAL CANVASS

RUN DATE:04/18/23 02:06 PM

VILLAGE OF COAL VALLEY  
APRIL 4, 2023  
HENRY COUNTY, ILLINOIS

OFFICIAL RESULTS

REPORT-EL86 PAGE 001

VOTES PERCENT

VOTES PERCENT

01 = BALLOTS CAST

21

VILLAGE TRUSTEE VILLAGE OF COAL VALLEY  
(VOTE FOR) 3

02 = LAURA M. RIGG (CON)

4 28.57

03 = R. GRAEME JEWELL (CON)

5 35.71

04 = THOMAS HOUSE, SR. (CON)

5 35.71

-----  
01 02 03 04

-----  
21 4 5 5

0006 COLONA 1

# ABSTRACT OF VOTES

COUNTY OF ROCK ISLAND


STATE OF ILLINOIS

We, the undersigned members of the canvassing board for Rock Island County do hereby certify that on April 21, 2023 we canvassed the returns for the election held on April 4, 2023, and do proclaim that a total of 10,861 voters requested and received ballots and we do further certify that the candidates received the number of votes herein recorded.


## Village of Cordova

OFFICE		PARTY	CANDIDATE NAME (Place a ✱ next to the name(s) of candidate(s) elected)	TOTAL VOTES
Trustee - 4 Year	Vote for: 3	Citizens	Ben Roush ✱	67
	Vote for: 3	Citizens	Ronald (Ron) A. Willhite ✱	73
	Vote for: 3	Citizens	Harvey R. Sothmann ✱	80
	Vote for: 3	Peoples	No Candidate Filed	0
	Vote for: 3	Indep. Cand.	Robert E. VanHooreweghe	41


We further certify that the above is a true and complete Abstract of Votes and was prepared in our presence on April 21, 2023.

  
(Member of Canvassing Board)


\_\_\_\_\_  
(Member of Canvassing Board)

  
(Member of Canvassing Board)

\_\_\_\_\_  
(Member of Canvassing Board)

  
(Member of Canvassing Board)

\_\_\_\_\_  
(Member of Canvassing Board)

  
(Member of Canvassing Board)

\_\_\_\_\_  
(Member of Canvassing Board)

NOTE: "Each Election Authority shall immediately transmit a signed copy or original duplicate of its complete Abstract of Votes to each election authority having jurisdiction over any of the territory of the respective political subdivision and to the State Board of Elections..." 10 ILCS 5/22-18.

OFFICIAL ELECTION RESULTS  
PRECINCT BY PRECINCT  
CONSOLIDATED GENERAL ELECTION  
APRIL 4, 2023

Date:04/18/23  
Time:15:10:34  
Page:7 of 89

CORDOVA VILLAGE TRUSTEE												
	Reg. Voters	Times Counted	Times Blank Voted	Times Over Voted	Number Of Under Votes	BEN ROUSH (CIT)		RONALD A. WILLHITE (CIT)		HARVEY R. SOTHMANN (CIT)		R. VanHOOREWEGI (INC)
Jurisdiction Wide												
CORDOVA	358	91	1	0	59	54	25.59%	61	28.91%	63	29.86%	33 15.64%
PORT BYRON	100	22	2	0	10	13	26.00%	12	24.00%	17	34.00%	8 16.00%
Total	458	113	3	0	69	67	25.67%	73	27.97%	80	30.65%	41 15.71%

# ABSTRACT OF VOTES

COUNTY OF ROCK ISLAND


STATE OF ILLINOIS


We, the undersigned members of the canvassing board for Rock Island County do hereby certify that on April 21, 2023 we canvassed the returns for the election held on April 4, 2023, and do proclaim that a total of 10,861 voters requested and received ballots and we do further certify that the candidates received the number of votes herein recorded.


## City of East Moline


OFFICE		PARTY	CANDIDATE NAME (Place a ✱ next to the name(s) of candidate(s) elected)	TOTAL VOTES
Aldersperson Ward 1 - Unex 2 Yr	Vote for: 1	Non-Partisan	Kenneth D. Porter	76
	Vote for: 1	Non-Partisan	Olivia Dorothy ✱	100
Aldersperson Ward 2 - 4 Year	Vote for: 1	Non-Partisan	Gary Almblade	166
	Vote for: 1	Non-Partisan	Jeffrey D. Depp ✱	191
Aldersperson Ward 4 - 4 Year	Vote for: 1	Non-Partisan	Benjamin James Stockwell	89
	Vote for: 1	Non-Partisan	Michael Allison	40
	Vote for: 1	Non-Partisan	Adam Guthrie ✱	125
Aldersperson Ward 6 - 4 Year	Vote for: 1	Non-Partisan	No Candidate Filed	0

We further certify that the above is a true and complete Abstract of Votes and was prepared in our presence on April 21, 2023.

  
 (Member of Canvassing Board)

  
 (Member of Canvassing Board)

  
 (Member of Canvassing Board)

  
 (Member of Canvassing Board)

\_\_\_\_\_

(Member of Canvassing Board)

\_\_\_\_\_

(Member of Canvassing Board)

\_\_\_\_\_

(Member of Canvassing Board)

\_\_\_\_\_

(Member of Canvassing Board)

NOTE: "Each Election Authority shall immediately transmit a signed copy or original duplicate of its complete Abstract of Votes to each election authority having jurisdiction over any of the territory of the respective political subdivision and to the State Board of Elections..." 10 ILCS 5/22-18.

OFFICIAL ELECTION RESULTS  
PRECINCT BY PRECINCT  
CONSOLIDATED GENERAL ELECTION  
APRIL 4, 2023

Date:04/18/23  
Time:15:10:34  
Page:8 of 89

	EAST MOLINE ALDERPERSON WARD 1 2 YR									
	Reg. Voters	Times Counted	Times Blank Voted	Times Over Voted	Number Of Under Votes	KENNETH D. PORTER		OLIVIA DOROTHY		
Jurisdiction Wide										
SO MOLINE 1	657	81	2	0	0	32	40.51%	47	59.49%	
SO MOLINE 10	647	97	0	0	0	44	45.36%	53	54.64%	
Total	1304	178	2	0	0	76	43.18%	100	56.82%	

OFFICIAL ELECTION RESULTS  
PRECINCT BY PRECINCT  
CONSOLIDATED GENERAL ELECTION  
APRIL 4, 2023

Date:04/18/23  
Time:15:10:34  
Page:9 of 89

EAST MOLINE ALDERPERSON WARD 2

	Reg. Voters	Times Counted	Times Blank Voted	Times Over Voted	Number Of Under Votes	GARY ALMBLADE		JEFFREY D. DEPPE	
Jurisdiction Wide									
SO MOLINE 4	108	8	0	0	0	3	37.50%	5	62.50%
SO MOLINE 17	973	179	7	0	0	76	44.19%	96	55.81%
SO MOLINE 27	830	180	3	0	0	87	49.15%	90	50.85%
Total	1911	367	10	0	0	166	46.50%	191	53.50%



OFFICIAL ELECTION RESULTS  
PRECINCT BY PRECINCT  
CONSOLIDATED GENERAL ELECTION  
APRIL 4, 2023

Date:04/18/23  
Time:15:10:34  
Page:10 of 89

EAST MOLINE ALDERPERSON WARD 4

	Reg. Voters	Times Counted	Times Blank Voted	Times Over Voted	Number Of Under Votes	BENJAMIN STOCKWELL		MICHAEL ALLISON		ADAM GUTHRIE	
Jurisdiction Wide											
SO MOLINE 2	738	111	7	0	0	14	13.46%	19	18.27%	71	68.27%
SO MOLINE 12	4	0	0	0	0	0	-	0	-	0	-
SO MOLINE 18	873	155	5	0	0	75	50.00%	21	14.00%	54	36.00%
Total	1615	266	12	0	0	89	35.04%	40	15.75%	125	49.21%

**ABSTRACT OF VOTES**

COUNTY OF ROCK ISLAND

STATE OF ILLINOIS

We, the undersigned members of the canvassing board for Rock Island County do hereby certify that on April 21, 2023 we canvassed the returns for the election held on April 4, 2023, and do proclaim that a total of 10,861 voters requested and received ballots and we do further certify that the candidates received the number of votes herein recorded.

**Village of Hampton**

OFFICE		PARTY	CANDIDATE NAME (Place a "X" next to the name(s) of candidate(s) elected)	TOTAL VOTES
Trustee - 4 Year	Vote for: 3	Indep. Party	Ryan Gonzalez <i>X</i>	134
	Vote for: 3	Indep. Party	Mark White <i>X</i>	119
	Vote for: 3	Indep. Party	Rich Smice <i>X</i>	118

We further certify that the above is a true and complete Abstract of Votes and was prepared in our presence on April 21, 2023.

*Kelly Shultz*  
\_\_\_\_\_  
(Member of Canvassing Board)

\_\_\_\_\_  
(Member of Canvassing Board)

*Jim Kinner*  
\_\_\_\_\_  
(Member of Canvassing Board)

\_\_\_\_\_  
(Member of Canvassing Board)

*Brenda T. Farrell*  
\_\_\_\_\_  
(Member of Canvassing Board)

\_\_\_\_\_  
(Member of Canvassing Board)

*Margaret Crouch*  
\_\_\_\_\_  
(Member of Canvassing Board)

\_\_\_\_\_  
(Member of Canvassing Board)

NOTE: "Each Election Authority shall immediately transmit a signed copy or original duplicate of its complete Abstract of Votes to each election authority having jurisdiction over any of the territory of the respective political subdivision and to the State Board of Elections..." 10 ILCS 5/22-18.

OFFICIAL ELECTION RESULTS  
PRECINCT BY PRECINCT  
CONSOLIDATED GENERAL ELECTION  
APRIL 4, 2023

Date:04/18/23  
Time:15:10:34  
Page:11 of 89

	HAMPTON VILLAGE TRUSTEE									
	Reg. Voters	Times Counted	Times Blank Voted	Times Over Voted	Number Of Under Votes	RYAN GONZALEZ (IND)		MARK WHITE (IND)		RICH SMICE (IND)
Jurisdiction Wide										
HAMPTON 2	510	76	14	0	48	49 35.51%		48 34.78%		41 29.71%
HAMPTON 17	738	115	15	0	67	85 36.48%		71 30.47%		77 33.05%
Total	1248	191	29	0	115	134 36.12%		119 32.08%		118 31.81%

**ABSTRACT OF VOTES**

COUNTY OF ROCK ISLAND


STATE OF ILLINOIS

We, the undersigned members of the canvassing board for Rock Island County do hereby certify that on April 21, 2023 we canvassed the returns for the election held on April 4, 2023, and do proclaim that a total of 10,861 voters requested and received ballots and we do further certify that the candidates received the number of votes herein recorded.

**Village of Hillsdale**

OFFICE		PARTY	CANDIDATE NAME (Place a ✕ next to the name(s) of candidate(s) elected)	TOTAL VOTES
<b>Mayor - 4 Year</b>	Vote for: 1	Democratic	No Candidate Filed	0
	Vote for: 1	Republican	Thomas Francis ✕	19
<b>Clerk - 4 Year</b>	Vote for: 1	Democratic	No Candidate Filed	0
	Vote for: 1	Republican	Jane Lundquist ✕	17
<b>Trustee - 4 Year</b>	Vote for: 3	Democratic	No Candidate Filed	0
	Vote for: 3	Republican	Tonya Hanrahan ✕	14
	Vote for: 3	Republican	Lisa Nicholson ✕	17
	Vote for: 3	Republican	Dalton Hanrahan ✕	14


We further certify that the above is a true and complete Abstract of Votes and was prepared in our presence on April 21, 2023.

  
 (Member of Canvassing Board)


\_\_\_\_\_  
 (Member of Canvassing Board)

  
 (Member of Canvassing Board)

\_\_\_\_\_  
 (Member of Canvassing Board)

  
 (Member of Canvassing Board)

\_\_\_\_\_  
 (Member of Canvassing Board)

  
 (Member of Canvassing Board)

\_\_\_\_\_  
 (Member of Canvassing Board)

NOTE: "Each Election Authority shall immediately transmit a signed copy or original duplicate of its complete Abstract of Votes to each election authority having jurisdiction over any of the territory of the respective political subdivision and to the State Board of Elections..." 10 ILCS 5/22-18.

OFFICIAL ELECTION RESULTS  
PRECINCT BY PRECINCT  
CONSOLIDATED GENERAL ELECTION  
APRIL 4, 2023

Date:04/18/23  
Time:15:10:34  
Page:12 of 89

	HILLSDALE VILLAGE MAYOR					
	Reg. Voters	Times Counted	Times Blank Voted	Times Over Voted	Number Of Under Votes	THOMAS FRANCIS (REP)
Jurisdiction Wide						
CANOE CREEK	235	20	1	0	0	19 100.00%
Total	235	20	1	0	0	19 100.00%

OFFICIAL ELECTION RESULTS  
PRECINCT BY PRECINCT  
CONSOLIDATED GENERAL ELECTION  
APRIL 4, 2023

Date:04/18/23  
Time:15:10:34  
Page:13 of 89

HILLSDALE VILLAGE CLERK

	Reg. Voters	Times Counted	Times Blank Voted	Times Over Voted	Number Of Under Votes	JANE LUNDQUIST (REP)
Jurisdiction Wide						
CANOE CREEK	235	20	3	0	0	17 100.00%
Total	235	20	3	0	0	17 100.00%

OFFICIAL ELECTION RESULTS  
PRECINCT BY PRECINCT  
CONSOLIDATED GENERAL ELECTION  
APRIL 4, 2023

Date:04/18/23  
Time:15:10:34  
Page:14 of 89

	HILLSDALE VILLAGE TRUSTEE										
	Reg. Voters	Times Counted	Times Blank Voted	Times Over Voted	Number Of Under Votes	TONYA HANRAHAN (REP)	LISA NICHOLSON (REP)	DALTON HANRAHAN (REP)			
Jurisdiction Wide											
CANOE CREEK	235	20	1	0	12	14 31.11%	17 37.78%	14 31.11%			
Total	235	20	1	0	12	14 31.11%	17 37.78%	14 31.11%			

**ABSTRACT OF VOTES**

COUNTY OF ROCK ISLAND


STATE OF ILLINOIS

We, the undersigned members of the canvassing board for Rock Island County do hereby certify that on April 21, 2023 we canvassed the returns for the election held on April 4, 2023, and do proclaim that a total of 10,861 voters requested and received ballots and we do further certify that the candidates received the number of votes herein recorded.


**Village of Milan**

OFFICE		PARTY	CANDIDATE NAME (Place a "X" next to the name(s) of candidate(s) elected)	TOTAL VOTES
Trustee - 4 Year	Vote for: 3	Democratic	Harry Stuart <del>X</del>	208
	Vote for: 3	Democratic	Bruce Stickell <del>X</del>	201
	Vote for: 3	Democratic	Doug Humphrey <del>X</del>	219


We further certify that the above is a true and complete Abstract of Votes and was prepared in our presence on April 21, 2023.

  
 (Member of Canvassing Board)


\_\_\_\_\_  
 (Member of Canvassing Board)

  
 (Member of Canvassing Board)

\_\_\_\_\_  
 (Member of Canvassing Board)

  
 (Member of Canvassing Board)

\_\_\_\_\_  
 (Member of Canvassing Board)

  
 (Member of Canvassing Board)

\_\_\_\_\_  
 (Member of Canvassing Board)

NOTE: "Each Election Authority shall immediately transmit a signed copy or original duplicate of its complete Abstract of Votes to each election authority having jurisdiction over any of the territory of the respective political subdivision and to the State Board of Elections..." 10 ILCS 5/22-18.



OFFICIAL ELECTION RESULTS  
PRECINCT BY PRECINCT  
CONSOLIDATED GENERAL ELECTION  
APRIL 4, 2023

Date:04/18/23  
Time:15:10:34  
Page:15 of 89

MILAN VILLAGE TRUSTEE											
	Reg. Voters	Times Counted	Times Blank Voted	Times Over Voted	Number Of Under Votes	HARRY STUART (DEM)		BRUCE STICKELL (DEM)		DOUG HUMPHREY (DEM)	
Jurisdiction Wide											
BLACKHAWK 1	283	15	1	0	4	12	31.58%	12	31.58%	14	36.84%
BLACKHAWK 2	520	37	4	0	18	28	34.57%	23	28.40%	30	37.04%
BLACKHAWK 3	860	111	4	0	53	88	32.84%	89	33.21%	91	33.96%
BLACKHAWK 5	299	24	5	0	14	15	34.88%	13	30.23%	15	34.88%
BLACKHAWK 6	842	58	7	0	25	43	33.59%	42	32.81%	43	33.59%
BLACKHAWK 7	411	34	3	0	23	22	31.43%	22	31.43%	26	37.14%
Total	3215	279	24	0	137	208	33.12%	201	32.01%	219	34.87%

**ABSTRACT OF VOTES**

COUNTY OF ROCK ISLAND

STATE OF ILLINOIS

We, the undersigned members of the canvassing board for Rock Island County do hereby certify that on April 21, 2023 we canvassed the returns for the election held on April 4, 2023, and do proclaim that a total of 10,861 voters requested and received ballots and we do further certify that the candidates received the number of votes herein recorded.

**City of Moline**

OFFICE		PARTY	CANDIDATE NAME (Place a "X" next to the name(s) of candidate(s) elected)	TOTAL VOTES
Aldersperson Ward 1 - 4 Year	Vote for: 1	Non-Partisan	Debbie Murphy <i>X</i>	318
Aldersperson Ward 3 - 4 Year	Vote for: 1	Non-Partisan	Abdur Razzaque <i>X</i>	352
Aldersperson Ward 5 - 4 Year	Vote for: 1	Non-Partisan	Jessica Finch <i>X</i>	279
Aldersperson Ward 7 - 4 Year	Vote for: 1	Non-Partisan	Anna Castro <i>X</i>	433
	Vote for: 1	Non-Partisan	Kermit Thomas, Jr.	102

We further certify that the above is a true and complete Abstract of Votes and was prepared in our presence on April 21, 2023.

*Kelly Shields*  
 \_\_\_\_\_  
 (Member of Canvassing Board)

*Frank Kimmel*  
 \_\_\_\_\_  
 (Member of Canvassing Board)

*Quenda Tarnell*  
 \_\_\_\_\_  
 (Member of Canvassing Board)

*Margaret Crouch*  
 \_\_\_\_\_  
 (Member of Canvassing Board)

\_\_\_\_\_  
 (Member of Canvassing Board)

\_\_\_\_\_  
 (Member of Canvassing Board)

\_\_\_\_\_  
 (Member of Canvassing Board)

\_\_\_\_\_  
 (Member of Canvassing Board)

NOTE: "Each Election Authority shall immediately transmit a signed copy or original duplicate of its complete Abstract of Votes to each election authority having jurisdiction over any of the territory of the respective political subdivision and to the State Board of Elections..." 10 ILCS 5/22-18.

OFFICIAL ELECTION RESULTS  
PRECINCT BY PRECINCT  
CONSOLIDATED GENERAL ELECTION  
APRIL 4, 2023

Date:04/18/23  
Time:15:10:34  
Page:16 of 89

MOLINE ALDERPERSON WARD 1						
	Reg. Voters	Times Counted	Times Blank Voted	Times Over Voted	Number Of Under Votes	DEBBIE MURPHY
Jurisdiction Wide						
MOLINE 1	540	68	12	0	0	56 100.00%
MOLINE 2	673	55	11	0	0	44 100.00%
MOLINE 3	881	79	10	0	0	69 100.00%
MOLINE 4	756	110	10	0	0	100 100.00%
MOLINE 5	696	59	10	0	0	49 100.00%
Total	3546	371	53	0	0	318 100.00%

OFFICIAL ELECTION RESULTS  
PRECINCT BY PRECINCT  
CONSOLIDATED GENERAL ELECTION  
APRIL 4, 2023

Date:04/18/23  
Time:15:10:34  
Page:17 of 89

	MOLINE ALDERPERSON WARD 3					
	Reg. Voters	Times Counted	Times Blank Voted	Times Over Voted	Number Of Under Votes	ABDUR RAZZAQUE
Jurisdiction Wide						
SO MOLINE 8	600	69	8	0	0	61 100.00%
SO MOLINE 9	1005	183	24	0	0	159 100.00%
SO MOLINE 24	222	23	2	0	0	21 100.00%
MOLINE 11	760	59	8	0	0	51 100.00%
MOLINE 12	410	10	1	0	0	9 100.00%
MOLINE 13	651	59	8	0	0	51 100.00%
Total	3648	403	51	0	0	352 100.00%

OFFICIAL ELECTION RESULTS  
PRECINCT BY PRECINCT  
CONSOLIDATED GENERAL ELECTION  
APRIL 4, 2023

Date:04/18/23  
Time:15:10:34  
Page:18 of 89

	MOLINE ALDERPERSON WARD 5					
	Reg. Voters	Times Counted	Times Blank Voted	Times Over Voted	Number Of Under Votes	JESSICA FINCH
Jurisdiction Wide						
SO MOLINE 7	946	92	19	0	0	73 100.00%
SO MOLINE 13	1021	133	19	0	0	114 100.00%
SO MOLINE 19	769	38	5	0	0	33 100.00%
SO MOLINE 23	419	26	1	0	0	25 100.00%
SO MOLINE 26	447	42	8	0	0	34 100.00%
COAL VALLEY 2	4	0	0	0	0	0
Total	3606	331	52	0	0	279 100.00%

OFFICIAL ELECTION RESULTS  
PRECINCT BY PRECINCT  
CONSOLIDATED GENERAL ELECTION  
APRIL 4, 2023

Date:04/18/23  
Time:15:10:34  
Page:19 of 89

MOLINE ALDERPERSON WARD 7									
	Reg. Voters	Times Counted	Times Blank Voted	Times Over Voted	Number Of Under Votes	ANNA CASTRO		KERMIT THOMAS, JR.	
Jurisdiction Wide									
SO MOLINE 3	11	1	0	0	0	1	100.00%	0	0.00%
SO MOLINE 11	1038	135	2	0	0	109	81.95%	24	18.05%
SO MOLINE 20	721	141	4	0	0	115	83.94%	22	16.06%
SO MOLINE 21	457	64	2	0	0	49	79.03%	13	20.97%
SO MOLINE 25	456	75	7	0	0	59	86.76%	9	13.24%
SO MOLINE 28	401	63	2	0	0	40	65.57%	21	34.43%
SO MOLINE 29	638	75	2	0	0	60	82.19%	13	17.81%
COAL VALLEY 3	9	0	0	0	0	0	-	0	-
Total	3731	554	19	0	0	433	80.93%	102	19.07%

**ABSTRACT OF VOTES**

COUNTY OF ROCK ISLAND


STATE OF ILLINOIS

We, the undersigned members of the canvassing board for Rock Island County do hereby certify that on April 21, 2023 we canvassed the returns for the election held on April 4, 2023, and do proclaim that a total of 10,861 voters requested and received ballots and we do further certify that the candidates received the number of votes herein recorded.


**Village of Oak Grove**

OFFICE		PARTY	CANDIDATE NAME (Place a "X" next to the name(s) of candidate(s) elected)	TOTAL VOTES
President - Unex 2 Yr	Vote for: 1	Non-Partisan	No Candidate Filed	0
	Vote for: 1	Non-Partisan	Write-In (Michael Nowack) X	7
Trustee - Unex 2 Yr	Vote for: 1	Non-Partisan	No Candidate Filed	0
Trustee - 4 Year	Vote for: 3	Non-Partisan	No Candidate Filed	0
	Vote for: 3	Non-Partisan	Write-In (Nancy Endres) X	6
	Vote for: 3	Non-Partisan	Write-In (Robert Michael Stewart) X	8


We further certify that the above is a true and complete Abstract of Votes and was prepared in our presence on April 21, 2023.

  
 (Member of Canvassing Board)


\_\_\_\_\_  
 (Member of Canvassing Board)

  
 (Member of Canvassing Board)

\_\_\_\_\_  
 (Member of Canvassing Board)

  
 (Member of Canvassing Board)

\_\_\_\_\_  
 (Member of Canvassing Board)

  
 (Member of Canvassing Board)

\_\_\_\_\_  
 (Member of Canvassing Board)

NOTE: "Each Election Authority shall immediately transmit a signed copy or original duplicate of its complete Abstract of Votes to each election authority having jurisdiction over any of the territory of the respective political subdivision and to the State Board of Elections..." 10 ILCS 5/22-18.

OFFICIAL ELECTION RESULTS  
PRECINCT BY PRECINCT  
CONSOLIDATED GENERAL ELECTION  
APRIL 4, 2023

Date:04/18/23  
Time:15:10:34  
Page:20 of 89

	OAK GROVE VILLAGE PRESIDENT 2 YR				
	Reg. Voters	Times Counted	Times Blank Voted	Times Over Voted	Number Of Under Votes
Jurisdiction Wide					
BLACKHAWK 3	32	13	6	0	0
BOWLING 2	172	16	14	0	0
Total	204	29	20	0	0



# Official Election Results

## Write-In Candidates For April 4, 2023

<b>Village of Andalusia</b>	<b>Total Write-ins</b>
Larry Flaherty - Trustee	2

<b>Village of Oak Grove</b>	
Michael Nowack - President	7
Nancy Endres - Trustee	6
Robert Michael Stewart - Trustee	8

<b>Robert R. Jones Public Library District</b>	
Laina Cross-Harris - 4 Year Unexpired Trustee	14

<b>Rock Island/Milan School Board</b>	
Joshua J. Behn	198
Nicole Cisne Durbin	298
Naythan James	54
Richard L. Phillis	221

<b>Silvis School Board</b>	
Kevin M. Rossmiller	4

<b>Sherrard School Board</b>	
Veronica Harleen Rosalie Sparksman	5

<b>Rock Island County Regional Board of School</b>	
Angie Normoyle - 2 Year Unexpired Trustee	191

OFFICIAL ELECTION RESULTS  
PRECINCT BY PRECINCT  
CONSOLIDATED GENERAL ELECTION  
APRIL 4, 2023

Date:04/18/23  
Time:15:10:34  
Page:21 of 89

	OAK GROVE VILLAGE TRUSTEE				
	Reg. Voters	Times Counted	Times Blank Voted	Times Over Voted	Number Of Under Votes
Jurisdiction Wide					
BLACKHAWK 3	32	13	6	0	9
BOWLING 2	172	16	14	0	4
Total	204	29	20	0	13

# **Official Election Results** **Write-In Candidates For April 4, 2023**

<b>Village of Andalusia</b>	<b>Total Write-ins</b>
Larry Flaherty - Trustee	2

<b>Village of Oak Grove</b>	
Michael Nowack - President	7
Nancy Endres - Trustee	6
Robert Michael Stewart - Trustee	8

<b>Robert R. Jones Public Library District</b>	
Laina Cross-Harris - 4 Year Unexpired Trustee	14

<b>Rock Island/Milan School Board</b>	
Joshua J. Behn	198
Nicole Cisne Durbin	298
Naythan James	54
Richard L. Phillis	221

<b>Silvis School Board</b>	
Kevin M. Rossmiller	4

<b>Sherrard School Board</b>	
Veronica Harleen Rosalie Sparksman	5

<b>Rock Island County Regional Board of School</b>	
Angie Normoyle - 2 Year Unexpired Trustee	191

ABSTRACT OF VOTES

COUNTY OF ROCK ISLAND

STATE OF ILLINOIS

We, the undersigned members of the canvassing board for Rock Island County do hereby certify that on April 21, 2023 we canvassed the returns for the election held on April 4, 2023, and do proclaim that a total of 10,861 voters requested and received ballots and we do further certify that the candidates received the number of votes herein recorded.

Village of Port Byron

OFFICE		PARTY	CANDIDATE NAME (Place a "X" next to the name(s) of candidate(s) elected)	TOTAL VOTES
Trustee - Unexp. 2 Year	Vote for: 1	Non-Partisan	Tami Marsden <i>X</i>	145
Trustee - 4 Year	Vote for: 3	Non-Partisan	Gerry Meade <i>X</i>	127
	Vote for: 3	Non-Partisan	Roger Oliver <i>X</i>	120

We further certify that the above is a true and complete Abstract of Votes and was prepared in our presence on April 21, 2023.

*Kelly Sheldahl*  
(Member of Canvassing Board)

*Ann Turner*  
(Member of Canvassing Board)

*Brenda Taniel*  
(Member of Canvassing Board)

*Margaret Crouch*  
(Member of Canvassing Board)

\_\_\_\_\_  
(Member of Canvassing Board)

\_\_\_\_\_  
(Member of Canvassing Board)

\_\_\_\_\_  
(Member of Canvassing Board)

\_\_\_\_\_  
(Member of Canvassing Board)

NOTE: "Each Election Authority shall immediately transmit a signed copy or original duplicate of its complete Abstract of Votes to each election authority having jurisdiction over any of the territory of the respective political subdivision and to the State Board of Elections..." 10 ILCS 5/22-18.

OFFICIAL ELECTION RESULTS  
PRECINCT BY PRECINCT  
CONSOLIDATED GENERAL ELECTION  
APRIL 4, 2023

Date:04/18/23  
Time:15:10:34  
Page:22 of 89

PORT BYRON VILLAGE TRUSTEE 2 YR						
	Reg. Voters	Times Counted	Times Blank Voted	Times Over Voted	Number Of Under Votes	TAMI MARSDEN
Jurisdiction Wide						
COE	328	52	11	0	0	41 100.00%
PORT BYRON	817	129	25	0	0	104 100.00%
Total	1145	181	36	0	0	145 100.00%

OFFICIAL ELECTION RESULTS  
PRECINCT BY PRECINCT  
CONSOLIDATED GENERAL ELECTION  
APRIL 4, 2023

Date:04/18/23  
Time:15:10:34  
Page:23 of 89

	PORT BYRON VILLAGE TRUSTEE									
	Reg. Voters	Times Counted	Times Blank Voted	Times Over Voted	Number Of Under Votes	GERRY MEADE		ROGER OLIVER		
Jurisdiction Wide										
COE	328	52	15	0	41	34	48.57%	36	51.43%	
PORT BYRON	817	129	22	0	144	93	52.54%	84	47.46%	
Total	1145	181	37	0	185	127	51.42%	120	48.58%	

# ABSTRACT OF VOTES

COUNTY OF ROCK ISLAND


STATE OF ILLINOIS

We, the undersigned members of the canvassing board for Rock Island County do hereby certify that on April 21, 2023 we canvassed the returns for the election held on April 4, 2023, and do proclaim that a total of 10,861 voters requested and received ballots and we do further certify that the candidates received the number of votes herein recorded.


## Village of Rapids City

OFFICE		PARTY	CANDIDATE NAME (Place a "X" next to the name(s) of candidate(s) elected)	TOTAL VOTES
Trustee - 4 Year	Vote for: 3	Non-Partisan	Richard Robertson <input checked="" type="checkbox"/>	84
	Vote for: 3	Non-Partisan	Richard P. Fiems <input checked="" type="checkbox"/>	100
	Vote for: 3	Non-Partisan	Michael J. DeMarlie <input checked="" type="checkbox"/>	116


We further certify that the above is a true and complete Abstract of Votes and was prepared in our presence on April 21, 2023.

  
 \_\_\_\_\_  
 (Member of Canvassing Board)


\_\_\_\_\_  
 (Member of Canvassing Board)

  
 \_\_\_\_\_  
 (Member of Canvassing Board)

\_\_\_\_\_  
 (Member of Canvassing Board)

  
 \_\_\_\_\_  
 (Member of Canvassing Board)

\_\_\_\_\_  
 (Member of Canvassing Board)

  
 \_\_\_\_\_  
 (Member of Canvassing Board)

\_\_\_\_\_  
 (Member of Canvassing Board)

NOTE: "Each Election Authority shall immediately transmit a signed copy or original duplicate of its complete Abstract of Votes to each election authority having jurisdiction over any of the territory of the respective political subdivision and to the State Board of Elections..." 10 ILCS 5/22-18.

OFFICIAL ELECTION RESULTS  
PRECINCT BY PRECINCT  
CONSOLIDATED GENERAL ELECTION  
APRIL 4, 2023

Date:04/18/23  
Time:15:10:34  
Page:24 of 89

	RAPIDS CITY VILLAGE TRUSTEE										
	Reg. Voters	Times Counted	Times Blank Voted	Times Over Voted	Number Of Under Votes	RICHARD ROBERTSON		RICHARD P. FIEMS		MICHAEL J. DeMARLIE	
Jurisdiction Wide											
PORT BYRON	8	0	0	0	0	0	-	0	-	0	-
HAMPTON 1	668	145	5	0	120	84	28.00%	100	33.33%	116	38.67%
Total	676	145	5	0	120	84	28.00%	100	33.33%	116	38.67%



**ABSTRACT OF VOTES**

COUNTY OF ROCK ISLAND

STATE OF ILLINOIS

We, the undersigned members of the canvassing board for Rock Island County do hereby certify that on April 21, 2023 we canvassed the returns for the election held on April 4, 2023, and do proclaim that a total of 10,861 voters requested and received ballots and we do further certify that the candidates received the number of votes herein recorded.

**Village of Reynolds**

OFFICE		PARTY	CANDIDATE NAME (Place a "X" next to the name(s) of candidate(s) elected)	TOTAL VOTES
Trustee - 4 Year	Vote for: 3	Citizens	Tyler Fuhr <input checked="" type="checkbox"/>	68
	Vote for: 3	Progressive	Robert Frieden <input checked="" type="checkbox"/>	54
	Vote for: 3	Progressive	Merrill Allen <input checked="" type="checkbox"/>	62

We further certify that the above is a true and complete Abstract of Votes and was prepared in our presence on April 21, 2023.

Kelly Shedd  
(Member of Canvassing Board)

Sam Finney  
(Member of Canvassing Board)

Brenden Tienell  
(Member of Canvassing Board)

Margaret Quach  
(Member of Canvassing Board)

\_\_\_\_\_  
(Member of Canvassing Board)

\_\_\_\_\_  
(Member of Canvassing Board)

\_\_\_\_\_  
(Member of Canvassing Board)

\_\_\_\_\_  
(Member of Canvassing Board)

NOTE: "Each Election Authority shall immediately transmit a signed copy or original duplicate of its complete Abstract of Votes to each election authority having jurisdiction over any of the territory of the respective political subdivision and to the State Board of Elections..." 10 ILCS 5/22-18.

OFFICIAL ELECTION RESULTS  
PRECINCT BY PRECINCT  
CONSOLIDATED GENERAL ELECTION  
APRIL 4, 2023

Date:04/18/23  
Time:15:10:34  
Page:25 of 89

REYNOLDS VILLAGE TRUSTEE											
	Reg. Voters	Times Counted	Times Blank Voted	Times Over Voted	Number Of Under Votes	TYLER FUHR (CIT)		ROBERT FRIEDEN (PRO)		MERRILL ALLEN (PRO)	
Jurisdiction Wide											
EDGINGTON 2	303	81	6	0	60	62	37.58%	48	29.09%	55	33.33%
Total	303	81	6	0	60	62	37.58%	48	29.09%	55	33.33%

RUN DATE:04/19/23 02:25 PM

REPORT-EL45A PAGE 002

	TOTAL VOTES	%	ELECTION DAY	EV/VBM	VOTE CENTER
<b>ALEXIS VILLAGE TRUSTEE</b>					
VOTE FOR 3					
HEATHER LEE (PPL) . . . . .	32	20.00	27	5	0
SHELLEY O'BRIEN CAMERON (PPL) . . . . .	44	27.50	36	8	0
DAN HALL (PPL) . . . . .	10	6.25	8	2	0
SHEILA PRESSLEY (CIT) . . . . .	42	26.25	33	9	0
ARNOLD JONES (CIT) . . . . .	32	20.00	21	11	0
<b>JOY VILLAGE PRESIDENT</b>					
VOTE FOR 1					
JEREMY J. LANE (CIT) . . . . .	28	33.73	27	1	0
LARRY J. HUNT (PPL) . . . . .	55	66.27	47	8	0
<b>JOY VILLAGE TRUSTEE-4YR</b>					
VOTE FOR 3					
RORY CONWAY (CIT) . . . . .	56	31.28	53	3	0
KRISTY LEE (CIT) . . . . .	39	21.79	38	1	0
ELAINE ANDERSON (CIT) . . . . .	25	13.97	22	3	0
PATSY PETERSON (PPL) . . . . .	59	32.96	51	8	0
<b>JOY VILLAGE TRUSTEE-UNEX.2YR.</b>					
VOTE FOR 1					
CLIFFORD P. ANDERSON (CIT) . . . . .	22	27.16	19	3	0
JASON HUSTON (PPL) . . . . .	59	72.84	55	4	0
<b>MATHERVILLE VILLAGE CLERK</b>					
VOTE FOR 1					
MOLLY LITWILER (CZN) . . . . .	59	100.00	45	14	0
<b>MATHERVILLE VILLAGE TRUSTEE</b>					
VOTE FOR 3					
LOGAN FRYE (CZN) . . . . .	53	35.10	42	11	0
SCOTT CAMPBELL (CZN) . . . . .	51	33.77	40	11	0
BRIANNA ADAMS (CZN) . . . . .	47	31.13	35	12	0
<b>NO.HENDERSON VILLAGE TRUSTEE</b>					
VOTE FOR 3					
KARIN SIMKINS (CIT) . . . . .	28	37.84	26	2	0
DIANE BROWN (CIT) . . . . .	25	33.78	23	2	0
CHRISTIAN SPAHR (CIT) . . . . .	21	28.38	19	2	0
<b>REYNOLDS VILLAGE TRUSTEE</b>					
VOTE FOR 3					
TYLER FUHR (CIT) . . . . .	6	31.58	3	3	0
ROBERT FRIEDEN (PRO) . . . . .	6	31.58	3	3	0
MERRILL ALLEN (PRO) . . . . .	7	36.84	4	3	0

**ABSTRACT OF VOTES**

COUNTY OF ROCK ISLAND

STATE OF ILLINOIS

We, the undersigned members of the canvassing board for Rock Island County do hereby certify that on April 21, 2023 we canvassed the returns for the election held on April 4, 2023, and do proclaim that a total of 10,861 voters requested and received ballots and we do further certify that the candidates received the number of votes herein recorded.

**City of Rock Island**

OFFICE		PARTY	CANDIDATE NAME (Place a "X" next to the name(s) of candidate(s) elected)	TOTAL VOTES
Aldersperson Ward 2 - 4 Year	Vote for: 1	Non-Partisan	Randy Hurt <i>X</i>	229
Aldersperson Ward 4 - 4 Year	Vote for: 1	Non-Partisan	Jenni Swanson <i>X</i>	412
	Vote for: 1	Non-Partisan	James Blue	81
Aldersperson Ward 6 - 4 Year	Vote for: 1	Non-Partisan	Mark B. Poulos <i>X</i>	116
	Vote for: 1	Non-Partisan	Tamara Felden	94
Aldersperson Ward 7 - Unex 2 Yr	Vote for: 1	Non-Partisan	Bill Healy <i>X</i>	298
	Vote for: 1	Non-Partisan	Yolanda Grandberry Pugh	125
	Vote for: 1	Non-Partisan	Quincy Davis	132

We further certify that the above is a true and complete Abstract of Votes and was prepared in our presence on April 21, 2023.

*Telly Shields*  
\_\_\_\_\_  
(Member of Canvassing Board)

\_\_\_\_\_  
(Member of Canvassing Board)

*Ann Hunter*  
\_\_\_\_\_  
(Member of Canvassing Board)

\_\_\_\_\_  
(Member of Canvassing Board)

*Beanda Turrell*  
\_\_\_\_\_  
(Member of Canvassing Board)

\_\_\_\_\_  
(Member of Canvassing Board)

*Margaret Crouch*  
\_\_\_\_\_  
(Member of Canvassing Board)

\_\_\_\_\_  
(Member of Canvassing Board)

NOTE: "Each Election Authority shall immediately transmit a signed copy or original duplicate of its complete Abstract of Votes to each election authority having jurisdiction over any of the territory of the respective political subdivision and to the State Board of Elections..." 10 ILCS 5/22-18.

OFFICIAL ELECTION RESULTS  
PRECINCT BY PRECINCT  
CONSOLIDATED GENERAL ELECTION  
APRIL 4, 2023

Date:04/18/23  
Time:15:10:34  
Page:26 of 89

ROCK ISLAND ALDERPERSON WARD 2						
	Reg. Voters	Times Counted	Times Blank Voted	Times Over Voted	Number Of Under Votes	RANDY HURT
Jurisdiction Wide						
SO ROCK ISLAND 1	634	38	5	0	0	33 100.00%
SO ROCK ISLAND 15	255	14	1	0	0	13 100.00%
SO ROCK ISLAND 16	325	21	1	0	0	20 100.00%
BLACKHAWK 1	69	9	1	0	0	8 100.00%
BLACKHAWK 3	193	26	2	0	0	24 100.00%
BLACKHAWK 4	576	67	7	0	0	60 100.00%
BLACKHAWK 7	745	78	7	0	0	71 100.00%
Total	2797	253	24	0	0	229 100.00%

OFFICIAL ELECTION RESULTS  
PRECINCT BY PRECINCT  
CONSOLIDATED GENERAL ELECTION  
APRIL 4, 2023

Date:04/18/23  
Time:15:10:34  
Page:27 of 89

ROCK ISLAND ALDERPERSON WARD 4

	Reg. Voters	Times Counted	Times Blank Voted	Times Over Voted	Number Of Under Votes	JENNI SWANSON	JAMES BLUE
Jurisdiction Wide							
SO ROCK ISLAND 5	848	118	3	0	0	96 83.48%	19 16.52%
SO ROCK ISLAND 6	783	110	2	0	0	90 83.33%	18 16.67%
SO ROCK ISLAND 7	425	51	0	0	0	42 82.35%	9 17.65%
SO ROCK ISLAND 8	811	117	7	1	0	95 87.16%	14 12.84%
SO ROCK ISLAND 13	864	111	0	1	0	89 80.91%	21 19.09%
Total	3731	507	12	2	0	412 83.57%	81 16.43%

OFFICIAL ELECTION RESULTS  
PRECINCT BY PRECINCT  
CONSOLIDATED GENERAL ELECTION  
APRIL 4, 2023

Date:04/18/23  
Time:15:10:34  
Page:28 of 89

ROCK ISLAND ALDERPERSON WARD 6									
	Reg. Voters	Times Counted	Times Blank Voted	Times Over Voted	Number Of Under Votes	MARK B. POULOS		TAMARA FELDEN	
Jurisdiction Wide									
ROCK ISLAND 11	206	32	0	0	0	15	46.88%	17	53.13%
ROCK ISLAND 12	431	37	0	0	0	23	62.16%	14	37.84%
ROCK ISLAND 13	363	41	1	0	0	30	75.00%	10	25.00%
ROCK ISLAND 14	534	47	1	0	0	27	58.70%	19	41.30%
ROCK ISLAND 15	245	29	0	0	0	11	37.93%	18	62.07%
SO ROCK ISLAND 7	180	26	0	0	0	10	38.46%	16	61.54%
Total	1959	212	2	0	0	116	55.24%	94	44.76%

OFFICIAL ELECTION RESULTS  
PRECINCT BY PRECINCT  
CONSOLIDATED GENERAL ELECTION  
APRIL 4, 2023

Date:04/18/23  
Time:15:10:34  
Page:29 of 89

	ROCK ISLAND ALDERPERSON WARD 7 2 YR										
	Reg. Voters	Times Counted	Times Blank Voted	Times Over Voted	Number Of Under Votes	BILL HEALY		Y. GRANDBERRY PUGH		QUINCY DAVIS	
Jurisdiction Wide											
SO MOLINE 8	159	29	0	0	0	25	86.21%	3	10.34%	1	3.45%
MOLINE 5	45	11	0	0	0	6	54.55%	0	0.00%	5	45.45%
ROCK ISLAND 15	518	43	0	1	0	16	38.10%	16	38.10%	10	23.81%
SO ROCK ISLAND 9	568	66	1	0	0	29	44.62%	20	30.77%	16	24.62%
SO ROCK ISLAND 10	767	111	0	0	0	45	40.54%	42	37.84%	24	21.62%
SO ROCK ISLAND 11	777	150	0	0	0	92	61.33%	19	12.67%	39	26.00%
SO ROCK ISLAND 12	997	151	3	1	0	85	57.82%	25	17.01%	37	25.17%
Total	3831	561	4	2	0	298	53.69%	125	22.52%	132	23.78%



# ABSTRACT OF VOTES

COUNTY OF ROCK ISLAND

STATE OF ILLINOIS

We, the undersigned members of the canvassing board for Rock Island County do hereby certify that on April 21, 2023 we canvassed the returns for the election held on April 4, 2023, and do proclaim that a total of 10,861 voters requested and received ballots and we do further certify that the candidates received the number of votes herein recorded.

## City of Silvis

OFFICE		PARTY	CANDIDATE NAME (Place a "X" next to the name(s) of candidate(s) elected)	TOTAL VOTES
City Clerk - Unexp. 2 Yr.	Vote for: 1	Democratic	Amy R. Malmstrom <i>X</i>	511
Alderpersion Ward 1 - 4 Year	Vote for: 1	Democratic	Robert Cervantes <i>X</i>	103
	Vote for: 1	Indep. Cand.	Larry A. York	27
Alderpersion Ward 2 - 4 Year	Vote for: 1	Democratic	Craig Pirmann <i>X</i>	120
Alderpersion Ward 3 - 4 Year	Vote for: 1	Democratic	No Candidate Filed	0
	Vote for: 1	Indep. Cand.	David A. Rice <i>X</i>	105
Alderpersion Ward 4 - 4 Year	Vote for: 1	Democratic	Joshua M. Dyer <i>X</i>	119

We further certify that the above is a true and complete Abstract of Votes and was prepared in our presence on April 21, 2023.

*Kelly Spalding*  
\_\_\_\_\_  
(Member of Canvassing Board)

*David A. Rice*  
\_\_\_\_\_  
(Member of Canvassing Board)

*Brenda Tranel*  
\_\_\_\_\_  
(Member of Canvassing Board)

*Margaret Crouch*  
\_\_\_\_\_  
(Member of Canvassing Board)

\_\_\_\_\_  
(Member of Canvassing Board)

\_\_\_\_\_  
(Member of Canvassing Board)

\_\_\_\_\_  
(Member of Canvassing Board)

\_\_\_\_\_  
(Member of Canvassing Board)

NOTE: "Each Election Authority shall immediately transmit a signed copy or original duplicate of its complete Abstract of Votes to each election authority having jurisdiction over any of the territory of the respective political subdivision and to the State Board of Elections..." 10 ILCS 5/22-18.

OFFICIAL ELECTION RESULTS  
PRECINCT BY PRECINCT  
CONSOLIDATED GENERAL ELECTION  
APRIL 4, 2023

Date:04/18/23  
Time:15:10:34  
Page:30 of 89

	SILVIS CITY CLERK 2 YR					
	Reg. Voters	Times Counted	Times Blank Voted	Times Over Voted	Number Of Under Votes	AMY R. MALMSTROM (DEM)
Jurisdiction Wide						
HAMPTON 5	628	99	13	0	0	86 100.00%
HAMPTON 6	614	51	3	0	0	48 100.00%
HAMPTON 10	814	81	9	0	0	72 100.00%
HAMPTON 11	698	97	7	0	0	90 100.00%
HAMPTON 14	991	135	14	0	0	121 100.00%
HAMPTON 15	830	95	7	0	0	88 100.00%
HAMPTON 16	113	6	0	0	0	6 100.00%
Total	4688	564	53	0	0	511 100.00%

OFFICIAL ELECTION RESULTS  
PRECINCT BY PRECINCT  
CONSOLIDATED GENERAL ELECTION  
APRIL 4, 2023

Date:04/18/23  
Time:15:10:34  
Page:31 of 89

SILVIS ALDERPERSON WARD 1										
	Reg. Voters	Times Counted	Times Blank Voted	Times Over Voted	Number Of Under Votes	ROBERT CERVANTES (DEM)		LARRY A. YORK (INC)		
Jurisdiction Wide										
HAMPTON 11	539	77	1	0	0	63	82.89%	13	17.11%	
HAMPTON 14	439	54	0	0	0	40	74.07%	14	25.93%	
Total	978	131	1	0	0	103	79.23%	27	20.77%	

OFFICIAL ELECTION RESULTS  
PRECINCT BY PRECINCT  
CONSOLIDATED GENERAL ELECTION  
APRIL 4, 2023

Date:04/18/23  
Time:15:10:34  
Page:32 of 89

SILVIS ALDERPERSON WARD 2						
	Reg. Voters	Times Counted	Times Blank Voted	Times Over Voted	Number Of Under Votes	CRAIG PIRMANN (DEM)
Jurisdiction Wide						
HAMPTON 5	191	30	8	0	0	22 100.00%
HAMPTON 6	255	16	4	0	0	12 100.00%
HAMPTON 11	159	20	4	0	0	16 100.00%
HAMPTON 14	509	72	20	0	0	52 100.00%
HAMPTON 15	177	25	7	0	0	18 100.00%
Total	1291	163	43	0	0	120 100.00%

OFFICIAL ELECTION RESULTS  
PRECINCT BY PRECINCT  
CONSOLIDATED GENERAL ELECTION  
APRIL 4, 2023

Date:04/18/23  
Time:15:10:34  
Page:33 of 89

SILVIS ALDERPERSON WARD 3						
	Reg. Voters	Times Counted	Times Blank Voted	Times Over Voted	Number Of Under Votes	DAVID A. RICE (INC)
Jurisdiction Wide						
HAMPTON 6	359	35	3	0	0	32 100.00%
HAMPTON 10	218	22	6	0	0	16 100.00%
HAMPTON 15	554	61	7	0	0	54 100.00%
HAMPTON 16	107	6	3	0	0	3 100.00%
Total	1238	124	19	0	0	105 100.00%

OFFICIAL ELECTION RESULTS  
PRECINCT BY PRECINCT  
CONSOLIDATED GENERAL ELECTION  
APRIL 4, 2023

Date:04/18/23  
Time:15:10:34  
Page:34 of 89

SILVIS ALDERPERSON WARD 4						
	Reg. Voters	Times Counted	Times Blank Voted	Times Over Voted	Number Of Under Votes	JOSHUA M. DYER (DEM)
Jurisdiction Wide						
HAMPTON 5	437	69	14	0	0	55 100.00%
HAMPTON 10	596	59	10	0	0	49 100.00%
HAMPTON 14	43	9	1	0	0	8 100.00%
HAMPTON 15	99	9	2	0	0	7 100.00%
HAMPTON 16	6	0	0	0	0	0
Total	1181	146	27	0	0	119 100.00%

# ABSTRACT OF VOTES

COUNTY OF ROCK ISLAND


STATE OF ILLINOIS

We, the undersigned members of the canvassing board for Rock Island County do hereby certify that on April 21, 2023 we canvassed the returns for the election held on April 4, 2023, and do proclaim that a total of 10,861 voters requested and received ballots and we do further certify that the candidates received the number of votes herein recorded.

## Andalusia Township Library

OFFICE		PARTY	CANDIDATE NAME	(Place a "X" next to the name(s) of candidate(s) elected)	TOTAL VOTES
Trustee - 4 Year	Vote for: 3	Non-Partisan	Teresa Moore	X	252
	Vote for: 3	Non-Partisan	Jennifer Luebbers	X	286
	Vote for: 3	Non-Partisan	Barbara Hills-Ellis	X	215


We further certify that the above is a true and complete Abstract of Votes and was prepared in our presence on April 21, 2023.

  
 (Member of Canvassing Board)


\_\_\_\_\_  
 (Member of Canvassing Board)

  
 (Member of Canvassing Board)

\_\_\_\_\_  
 (Member of Canvassing Board)

  
 (Member of Canvassing Board)

\_\_\_\_\_  
 (Member of Canvassing Board)

  
 (Member of Canvassing Board)

\_\_\_\_\_  
 (Member of Canvassing Board)

NOTE: "Each Election Authority shall immediately transmit a signed copy or original duplicate of its complete Abstract of Votes to each election authority having jurisdiction over any of the territory of the respective political subdivision and to the State Board of Elections..." 10 ILCS 5/22-18.

OFFICIAL ELECTION RESULTS  
PRECINCT BY PRECINCT  
CONSOLIDATED GENERAL ELECTION  
APRIL 4, 2023

Date:04/18/23  
Time:15:10:34  
Page:35 of 89

	ANDALUSIA TWP LIBRARY TRUSTEE										
	Reg Voters	Times Counted	Times Blank Voted	Times Over Voted	Number Of Under Votes	TERESA MOORE		JENNIFER LUEBBERS		BARBARA HILLS-ELLIS	
Jurisdiction Wide											
ANDALUSIA	1730	486	94	0	423	252	33.47%	286	37.98%	215	28.55%
Total	1730	486	94	0	423	252	33.47%	286	37.98%	215	28.55%



# ABSTRACT OF VOTES

COUNTY OF ROCK ISLAND


STATE OF ILLINOIS


We, the undersigned members of the canvassing board for Rock Island County do hereby certify that on April 21, 2023 we canvassed the returns for the election held on April 4, 2023, and do proclaim that a total of 10,861 voters requested and received ballots and we do further certify that the candidates received the number of votes herein recorded.


## Cordova District Library


OFFICE		PARTY	CANDIDATE NAME (Place a "X" next to the name(s) of candidate(s) elected)	TOTAL VOTES
Trustee - 6 Year	Vote for: 3	Non-Partisan	Lois A. Uhlig Case <del>X</del>	109
	Vote for: 3	Non-Partisan	Debra Deines <del>X</del>	109
	Vote for: 3	Non-Partisan	Debra K. Hart <del>X</del>	100

We further certify that the above is a true and complete Abstract of Votes and was prepared in our presence on April 21, 2023.

  
 (Member of Canvassing Board)

  
 (Member of Canvassing Board)

  
 (Member of Canvassing Board)

  
 (Member of Canvassing Board)

\_\_\_\_\_  
 (Member of Canvassing Board)

\_\_\_\_\_  
 (Member of Canvassing Board)

\_\_\_\_\_  
 (Member of Canvassing Board)

\_\_\_\_\_  
 (Member of Canvassing Board)

NOTE: "Each Election Authority shall immediately transmit a signed copy or original duplicate of its complete Abstract of Votes to each election authority having jurisdiction over any of the territory of the respective political subdivision and to the State Board of Elections..." 10 ILCS 5/22-18.

OFFICIAL ELECTION RESULTS  
PRECINCT BY PRECINCT  
CONSOLIDATED GENERAL ELECTION  
APRIL 4, 2023

Date:04/18/23  
Time:15:10:34  
Page:36 of 89

CORDOVA DIST LIBRARY TRUSTEE											
	Reg Voters	Times Counted	Times Blank Voted	Times Over Voted	Number Of Under Votes	LOIS A. UHLIG CASE		DEBRA DEINES		DEBRA K. HART	
Jurisdiction Wide											
CORDOVA	629	131	9	0	80	99	34.62%	97	33.92%	90	31.47%
COE	74	17	4	0	7	10	31.25%	12	37.50%	10	31.25%
Total	703	148	13	0	87	109	34.28%	109	34.28%	100	31.45%

**ABSTRACT OF VOTES**

COUNTY OF ROCK ISLAND


STATE OF ILLINOIS

We, the undersigned members of the canvassing board for Rock Island County do hereby certify that on April 21, 2023 we canvassed the returns for the election held on April 4, 2023, and do proclaim that a total of 10,861 voters requested and received ballots and we do further certify that the candidates received the number of votes herein recorded.

**Hampton Public Library District**

OFFICE	PARTY	CANDIDATE NAME	(Place a "X" next to the name(s) of candidate(s) elected)	TOTAL VOTES
Trustee - 6 Year	Vote for: 2	Non-Partisan	No Candidate Filed	0


We further certify that the above is a true and complete Abstract of Votes and was prepared in our presence on April 21, 2023.

  
(Member of Canvassing Board)


\_\_\_\_\_  
(Member of Canvassing Board)

  
(Member of Canvassing Board)

\_\_\_\_\_  
(Member of Canvassing Board)

  
(Member of Canvassing Board)

\_\_\_\_\_  
(Member of Canvassing Board)

  
(Member of Canvassing Board)

\_\_\_\_\_  
(Member of Canvassing Board)

NOTE: "Each Election Authority shall immediately transmit a signed copy or original duplicate of its complete Abstract of Votes to each election authority having jurisdiction over any of the territory of the respective political subdivision and to the State Board of Elections..." 10 ILCS 5/22-18.

# ABSTRACT OF VOTES

COUNTY OF ROCK ISLAND

STATE OF ILLINOIS

We, the undersigned members of the canvassing board for Rock Island County do hereby certify that on April 21, 2023 we canvassed the returns for the election held on April 4, 2023, and do proclaim that a total of 10,861 voters requested and received ballots and we do further certify that the candidates received the number of votes herein recorded.

## Milan/Blackhawk Library

OFFICE		PARTY	CANDIDATE NAME (Place a "X" next to the name(s) of candidate(s) elected)	TOTAL VOTES
Trustee - Unexp. 4 Year	Vote for: 1	Non-Partisan	Michele Sharp <i>X</i>	759
Trustee - 6 Year	Vote for: 2	Non-Partisan	Connie Schwab <i>X</i>	688
	Vote for: 2	Non-Partisan	Elizabeth Bouslough <i>X</i>	551

We further certify that the above is a true and complete Abstract of Votes and was prepared in our presence on April 21, 2023.

*Kelly Shields*  
(Member of Canvassing Board)

*David Sumner*  
(Member of Canvassing Board)

*Brenda Turner*  
(Member of Canvassing Board)

*Margaret Crouch*  
(Member of Canvassing Board)

\_\_\_\_\_  
(Member of Canvassing Board)

\_\_\_\_\_  
(Member of Canvassing Board)

\_\_\_\_\_  
(Member of Canvassing Board)

\_\_\_\_\_  
(Member of Canvassing Board)

NOTE: "Each Election Authority shall immediately transmit a signed copy or original duplicate of its complete Abstract of Votes to each election authority having jurisdiction over any of the territory of the respective political subdivision and to the State Board of Elections..." 10 ILCS 5/22-18.

OFFICIAL ELECTION RESULTS  
PRECINCT BY PRECINCT  
CONSOLIDATED GENERAL ELECTION  
APRIL 4, 2023

Date:04/18/23  
Time:15:10:34  
Page:37 of 89

MILAN/BH LIBRARY TRUSTEE 4 YR						
	Reg. Voters	Times Counted	Times Blank Voted	Times Over Voted	Number Of Under Votes	MICHELE SHARP
Jurisdiction Wide						
BLACKHAWK 1	460	29	3	0	0	26 100.00%
BLACKHAWK 2	520	37	3	0	0	34 100.00%
BLACKHAWK 3	1312	147	20	0	0	127 100.00%
BLACKHAWK 4	401	81	18	0	0	63 100.00%
BLACKHAWK 5	381	26	7	0	0	19 100.00%
BLACKHAWK 6	868	58	10	0	0	48 100.00%
BLACKHAWK 7	411	34	2	0	0	32 100.00%
BOWLING 1	1232	270	76	0	0	194 100.00%
EDGINGTON 1	558	176	59	0	0	117 100.00%
EDGINGTON 2	446	135	36	0	0	99 100.00%
Total	6589	993	234	0	0	759 100.00%

OFFICIAL ELECTION RESULTS  
PRECINCT BY PRECINCT  
CONSOLIDATED GENERAL ELECTION  
APRIL 4, 2023

Date:04/18/23  
Time:15:10:34  
Page:38 of 89

MILAN/BH LIBRARY TRUSTEE									
	Reg. Voters	Times Counted	Times Blank Voted	Times Over Voted	Number Of Under Votes	CONNIE SCHWAB		ELIZABETH BOUSLOUGH	
Jurisdiction Wide									
BLACKHAWK 1	460	29	3	0	3	24	48.98%	25	51.02%
BLACKHAWK 2	520	37	2	0	14	33	58.93%	23	41.07%
BLACKHAWK 3	1312	147	16	0	36	129	57.08%	97	42.92%
BLACKHAWK 4	401	81	14	0	20	56	49.12%	58	50.88%
BLACKHAWK 5	381	26	5	0	8	20	58.82%	14	41.18%
BLACKHAWK 6	868	58	10	0	14	44	53.66%	38	46.34%
BLACKHAWK 7	411	34	2	0	9	28	50.91%	27	49.09%
BOWLING 1	1232	270	91	0	64	161	54.76%	133	45.24%
EDGINGTON 1	558	176	65	0	50	102	59.30%	70	40.70%
EDGINGTON 2	446	135	39	0	35	91	57.96%	66	42.04%
Total	6589	993	247	0	253	688	55.53%	551	44.47%

# ABSTRACT OF VOTES

COUNTY OF ROCK ISLAND


STATE OF ILLINOIS


We, the undersigned members of the canvassing board for Rock Island County do hereby certify that on April 21, 2023 we canvassed the returns for the election held on April 4, 2023, and do proclaim that a total of 10,861 voters requested and received ballots and we do further certify that the candidates received the number of votes herein recorded.


## Moore Memorial Library


OFFICE		PARTY	CANDIDATE NAME	(Place a "X" next to the name(s) of candidate(s) elected)	TOTAL VOTES
Trustee - 4 Year	Vote for: 4	Non-Partisan	Tonya Hanrahan	X	20
	Vote for: 4	Non-Partisan	Ashley Slawson	X	18
	Vote for: 4	Non-Partisan	Kathy Lang	X	28

We further certify that the above is a true and complete Abstract of Votes and was prepared in our presence on April 21, 2023.

  
 \_\_\_\_\_  
 (Member of Canvassing Board)

  
 \_\_\_\_\_  
 (Member of Canvassing Board)

  
 \_\_\_\_\_  
 (Member of Canvassing Board)

  
 \_\_\_\_\_  
 (Member of Canvassing Board)

\_\_\_\_\_  
 (Member of Canvassing Board)

\_\_\_\_\_  
 (Member of Canvassing Board)

\_\_\_\_\_  
 (Member of Canvassing Board)

\_\_\_\_\_  
 (Member of Canvassing Board)

NOTE: "Each Election Authority shall immediately transmit a signed copy or original duplicate of its complete Abstract of Votes to each election authority having jurisdiction over any of the territory of the respective political subdivision and to the State Board of Elections..." 10 ILCS 5/22-18.

OFFICIAL ELECTION RESULTS  
PRECINCT BY PRECINCT  
CONSOLIDATED GENERAL ELECTION  
APRIL 4, 2023

Date:04/18/23  
Time:15:10:34  
Page:39 of 89

	MOORE MEMORIAL LIBRARY TRUSTEE										
	Reg. Voters	Times Counted	Times Blank Voted	Times Over Voted	Number Of Under Votes	TONYA HANRAHAN		ASHLEY SLAWSON		KATHY LANG	
Jurisdiction Wide											
CANOE CREEK	342	34	0	0	70	20	30.30%	18	27.27%	28	42.42%
Total	342	34	0	0	70	20	30.30%	18	27.27%	28	42.42%



# ABSTRACT OF VOTES

COUNTY OF ROCK ISLAND


STATE OF ILLINOIS


We, the undersigned members of the canvassing board for Rock Island County do hereby certify that on April 21, 2023 we canvassed the returns for the election held on April 4, 2023, and do proclaim that a total of 10,861 voters requested and received ballots and we do further certify that the candidates received the number of votes herein recorded.


## River Valley District Library


OFFICE		PARTY	CANDIDATE NAME (Place a "X" next to the name(s) of candidate(s) elected)	TOTAL VOTES
Trustee - 4 Year	Vote for: 3	Non-Partisan	Savannah Daugherty <input checked="" type="checkbox"/>	412
	Vote for: 3	Non-Partisan	Maria M. Baldwin <input checked="" type="checkbox"/>	469
	Vote for: 3	Non-Partisan	Anna Jean Cortez <input checked="" type="checkbox"/>	376

We further certify that the above is a true and complete Abstract of Votes and was prepared in our presence on April 21, 2023.

  
(Member of Canvassing Board)

  
(Member of Canvassing Board)

  
(Member of Canvassing Board)

  
(Member of Canvassing Board)

\_\_\_\_\_  
(Member of Canvassing Board)

\_\_\_\_\_  
(Member of Canvassing Board)

\_\_\_\_\_  
(Member of Canvassing Board)

\_\_\_\_\_  
(Member of Canvassing Board)

NOTE: "Each Election Authority shall immediately transmit a signed copy or original duplicate of its complete Abstract of Votes to each election authority having jurisdiction over any of the territory of the respective political subdivision and to the State Board of Elections..." 10 ILCS 5/22-18.

OFFICIAL ELECTION RESULTS  
PRECINCT BY PRECINCT  
CONSOLIDATED GENERAL ELECTION  
APRIL 4, 2023

Date:04/18/23  
Time:15:10:34  
Page:40 of 89

	RIVER VALLEY LIBRARY TRUSTEE										
	Reg. Voters	Times Counted	Times Blank Voted	Times Over Voted	Number Of Under Votes	SAVANNAH DAUGHERTY		MARIA M. BALDWIN		ANNA JEAN CORTEZ	
Jurisdiction Wide											
COE	901	166	28	0	111	98	32.34%	116	38.28%	89	29.37%
ZUMA	517	66	6	0	48	43	32.58%	53	40.15%	36	27.27%
PORT BYRON	965	164	27	0	94	102	32.18%	110	34.70%	105	33.12%
HAMPTON 1	994	197	19	0	154	125	32.89%	146	38.42%	109	28.68%
HAMPTON 2	362	49	4	0	28	37	34.58%	38	35.51%	32	29.91%
HAMPTON 17	62	10	2	0	6	7	38.89%	6	33.33%	5	27.78%
Total	3801	652	86	0	441	412	32.78%	469	37.31%	376	29.91%

# ABSTRACT OF VOTES

COUNTY OF ROCK ISLAND


STATE OF ILLINOIS


We, the undersigned members of the canvassing board for Rock Island County do hereby certify that on April 21, 2023 we canvassed the returns for the election held on April 4, 2023, and do proclaim that a total of 10,861 voters requested and received ballots and we do further certify that the candidates received the number of votes herein recorded.


## Robert R. Jones Public Library District

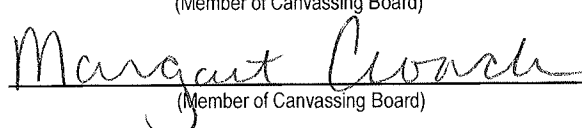
OFFICE		PARTY	CANDIDATE NAME (Place a "X" next to the name(s) of candidate(s) elected)	TOTAL VOTES
Trustee - Unexp. 2 Year	Vote for: 1	Non-Partisan	Tammy Saelens <input checked="" type="checkbox"/>	394
Trustee - Unexp. 4 Year	Vote for: 1	Non-Partisan	No Candidate Filed	0
	Vote for: 1	Non-Partisan	Write-In (Laina Cross-Harris) <input checked="" type="checkbox"/>	14
Trustee - 6 Year	Vote for: 1	Non-Partisan	Brad Hoffman <input checked="" type="checkbox"/>	369

We further certify that the above is a true and complete Abstract of Votes and was prepared in our presence on April 21, 2023.

  
 \_\_\_\_\_  
 (Member of Canvassing Board)

  
 \_\_\_\_\_  
 (Member of Canvassing Board)

  
 \_\_\_\_\_  
 (Member of Canvassing Board)

  
 \_\_\_\_\_  
 (Member of Canvassing Board)

\_\_\_\_\_  
 (Member of Canvassing Board)

\_\_\_\_\_  
 (Member of Canvassing Board)

\_\_\_\_\_  
 (Member of Canvassing Board)

\_\_\_\_\_  
 (Member of Canvassing Board)

NOTE: "Each Election Authority shall immediately transmit a signed copy or original duplicate of its complete Abstract of Votes to each election authority having jurisdiction over any of the territory of the respective political subdivision and to the State Board of Elections..." 10 ILCS 5/22-18.

OFFICIAL ELECTION RESULTS  
PRECINCT BY PRECINCT  
CONSOLIDATED GENERAL ELECTION  
APRIL 4, 2023

Date:04/18/23  
Time:15:10:34  
Page:41 of 89

ROBERT R. JONES LIBRARY TRUSTEE 2 YR						
	Reg. Voters	Times Counted	Times Blank Voted	Times Over Voted	Number Of Under Votes	TAMMY SAELENS
Jurisdiction Wide						
BLACKHAWK 3	107	17	1	0	0	16 100.00%
BLACKHAWK 5	137	5	1	0	0	4 100.00%
COAL VALLEY 1	838	134	19	0	0	115 100.00%
COAL VALLEY 2	645	53	6	0	0	47 100.00%
COAL VALLEY 3	1661	260	51	0	0	209 100.00%
Total	3388	469	78	0	0	391 100.00%

JURISDICTIONAL CANVASS

RUN DATE:04/18/23 02:06 PM

ROBERT R. JONES PUBLIC L  
APRIL 4, 2023  
HENRY COUNTY, ILLINOIS

OFFICIAL RESULTS

REPORT-EL86

PAGE 001

	VOTES	PERCENT		VOTES	PERCENT
01 = BALLOTS CAST	6		LIBRARY TRUSTEE ROBERT R. JONES PUBLIC LIBRARY		
LIBRARY TRUSTEE ROBERT R. JONES PUBLIC LIBRARY			(VOTE FOR) 1		
(VOTE FOR) 1			03 = WRITE-IN	0	
02 = BRAD HOFFMAN	4	100.00	LIBRARY TRUSTEE ROBERT R. JONES PUBLIC LIBRARY		
			(VOTE FOR) 1		
			04 = TAMMY SAELENS	3	100.00

01	02	03	04
6	4	0	3

0006 COLONA 1

OFFICIAL ELECTION RESULTS  
PRECINCT BY PRECINCT  
CONSOLIDATED GENERAL ELECTION  
APRIL 4, 2023

Date:04/18/23  
Time:15:10:34  
Page:42 of 89

	ROBERT R. JONES LIBRARY TRUSTEE 4 YR				
	Reg. Voters	Times Counted	Times Blank Voted	Times Over Voted	Number Of Under Votes
Jurisdiction Wide					
BLACKHAWK 3	107	17	17	0	0
BLACKHAWK 5	137	5	5	0	0
COAL VALLEY 1	838	134	122	0	0
COAL VALLEY 2	645	53	47	0	0
COAL VALLEY 3	1661	260	238	0	0
Total	3388	469	429	0	0

**Official Election Results**  
**Write-In Candidates For April 4, 2023**

<b>Village of Andalusia</b>	<b>Total Write-ins</b>
Larry Flaherty - Trustee	2

<b>Village of Oak Grove</b>	
Michael Nowack - President	7
Nancy Endres - Trustee	6
Robert Michael Stewart - Trustee	8

<b>Robert R. Jones Public Library District</b>	
Laina Cross-Harris - 4 Year Unexpired Trustee	14

<b>Rock Island/Milan School Board</b>	
Joshua J. Behn	198
Nicole Cisne Durbin	298
Naythan James	54
Richard L. Phillis	221

<b>Silvis School Board</b>	
Kevin M. Rossmiller	4

<b>Sherrard School Board</b>	
Veronica Harleen Rosalie Sparksman	5

<b>Rock Island County Regional Board of School</b>	
Angie Normoyle - 2 Year Unexpired Trustee	191

JURISDICTIONAL CANVASS

RUN DATE:04/18/23 02:06 PM

ROBERT R. JONES PUBLIC L  
APRIL 4, 2023  
HENRY COUNTY, ILLINOIS

OFFICIAL RESULTS

REPORT-EL86 PAGE 001

	VOTES	PERCENT		VOTES	PERCENT
01 = BALLOTS CAST	6		LIBRARY TRUSTEE ROBERT R. JONES PUBLIC LIBRARY		
LIBRARY TRUSTEE ROBERT R. JONES PUBLIC LIBRARY			(VOTE FOR) 1	0	
(VOTE FOR) 1			03 = WRITE-IN		
02 = BRAD HOFFMAN	4	100.00	LIBRARY TRUSTEE ROBERT R. JONES PUBLIC LIBRARY		
			(VOTE FOR) 1		
			04 = TAMMY SAELENS	3	100.00

01	02	03	04
6	4	0	3

0006 COLONA 1



OFFICIAL ELECTION RESULTS  
PRECINCT BY PRECINCT  
CONSOLIDATED GENERAL ELECTION  
APRIL 4, 2023

Date:04/18/23  
Time:15:10:34  
Page:43 of 89

ROBERT R. JONES LIBRARY TRUSTEE						
	Reg. Voters	Times Counted	Times Blank Voted	Times Over Voted	Number Of Under Votes	BRAD HOFFMAN
Jurisdiction Wide						
BLACKHAWK 3	107	17	3	0	0	14 100.00%
BLACKHAWK 5	137	5	0	0	0	5 100.00%
COAL VALLEY 1	838	134	31	0	0	103 100.00%
COAL VALLEY 2	645	53	4	0	0	49 100.00%
COAL VALLEY 3	1661	260	66	0	0	194 100.00%
Total	3388	469	104	0	0	365 100.00%

JURISDICTIONAL CANVASS

RUN DATE:04/18/23 02:06 PM

ROBERT R. JONES PUBLIC L  
APRIL 4, 2023  
HENRY COUNTY, ILLINOIS

OFFICIAL RESULTS

REPORT-EL86 PAGE 001

01 = BALLOTS CAST  
LIBRARY TRUSTEE ROBERT R. JONES PUBLIC LIBRARY  
(VOTE FOR) 1  
02 = BRAD HOFFMAN

VOTES PERCENT

6

4 100.00

LIBRARY TRUSTEE ROBERT R. JONES PUBLIC LIBRARY  
(VOTE FOR) 1  
03 = WRITE-IN  
LIBRARY TRUSTEE ROBERT R. JONES PUBLIC LIBRARY  
(VOTE FOR) 1  
04 = TAMMY SAELENS

VOTES PERCENT

0

3 100.00

01	02	03	04
6	4	0	3

0006 COLONA 1



**ABSTRACT OF VOTES**

COUNTY OF ROCK ISLAND


STATE OF ILLINOIS

We, the undersigned members of the canvassing board for Rock Island County do hereby certify that on April 21, 2023 we canvassed the returns for the election held on April 4, 2023, and do proclaim that a total of 10,861 voters requested and received ballots and we do further certify that the candidates received the number of votes herein recorded.


**Rock River Library District**

OFFICE		PARTY	CANDIDATE NAME (Place a "X" next to the name(s) of candidate(s) elected)	TOTAL VOTES
Trustee - 6 Year	Vote for: 2	Non-Partisan	Joanne Riedl 	104
	Vote for: 2	Non-Partisan	Carole Karenke 	127


We further certify that the above is a true and complete Abstract of Votes and was prepared in our presence on April 21, 2023.

  
 (Member of Canvassing Board)

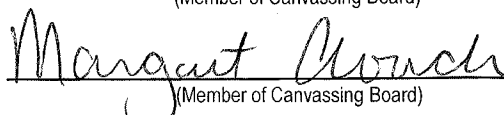
\_\_\_\_\_  
 (Member of Canvassing Board)

  
 (Member of Canvassing Board)

\_\_\_\_\_  
 (Member of Canvassing Board)

  
 (Member of Canvassing Board)

\_\_\_\_\_  
 (Member of Canvassing Board)

  
 (Member of Canvassing Board)

\_\_\_\_\_  
 (Member of Canvassing Board)

NOTE: "Each Election Authority shall immediately transmit a signed copy or original duplicate of its complete Abstract of Votes to each election authority having jurisdiction over any of the territory of the respective political subdivision and to the State Board of Elections..." 10 ILCS 5/22-18.

OFFICIAL ELECTION RESULTS  
PRECINCT BY PRECINCT  
CONSOLIDATED GENERAL ELECTION  
APRIL 4, 2023

Date:04/18/23  
Time:15:10:34  
Page:44 of 89

ROCK RIVER LIBRARY TRUSTEE										
	Reg. Voters	Times Counted	Times Blank Voted	Times Over Voted	Number Of Under Votes	JOANNE RIEDL		CAROLE KARENKE		
Jurisdiction Wide										
ZUMA	24	1	0	0	1	0	0.00%	1	100.00%	
HAMPTON 1	170	16	1	0	3	12	44.44%	15	55.56%	
HAMPTON 5	32	3	1	0	0	2	50.00%	2	50.00%	
HAMPTON 7	55	4	0	0	0	4	50.00%	4	50.00%	
HAMPTON 8	346	32	3	0	13	20	44.44%	25	55.56%	
HAMPTON 9	323	15	0	0	6	11	45.83%	13	54.17%	
HAMPTON 10	7	1	0	0	0	1	50.00%	1	50.00%	
HAMPTON 12	122	4	0	0	2	3	50.00%	3	50.00%	
HAMPTON 16	861	75	6	0	24	51	44.74%	63	55.26%	
HAMPTON 17	4	0	0	0	0	0	-	0	-	
Total	1944	151	11	0	49	104	45.02%	127	54.98%	

**ABSTRACT OF VOTES**

COUNTY OF ROCK ISLAND


STATE OF ILLINOIS

We, the undersigned members of the canvassing board for Rock Island County do hereby certify that on April 21, 2023 we canvassed the returns for the election held on April 4, 2023, and do proclaim that a total of 10,861 voters requested and received ballots and we do further certify that the candidates received the number of votes herein recorded.


**Carbon Cliff/Barstow #36**

OFFICE		PARTY	CANDIDATE NAME (Place a "X" next to the name(s) of candidate(s) elected)	TOTAL VOTES
Board Member - Unexp. 2 Year	Vote for: 1	Non-Partisan	No Candidate Filed	0
School Board Member - 4 Year	Vote for: 3	Non-Partisan	Brian Allen <input checked="" type="checkbox"/>	53
	Vote for: 3	Non-Partisan	Lisa Cantrell <input checked="" type="checkbox"/>	60
	Vote for: 3	Non-Partisan	David Tepen <input checked="" type="checkbox"/>	48


We further certify that the above is a true and complete Abstract of Votes and was prepared in our presence on April 21, 2023.

  
 (Member of Canvassing Board)


\_\_\_\_\_  
 (Member of Canvassing Board)

  
 (Member of Canvassing Board)

\_\_\_\_\_  
 (Member of Canvassing Board)

  
 (Member of Canvassing Board)

\_\_\_\_\_  
 (Member of Canvassing Board)

  
 (Member of Canvassing Board)

\_\_\_\_\_  
 (Member of Canvassing Board)

NOTE: "Each Election Authority shall immediately transmit a signed copy or original duplicate of its complete Abstract of Votes to each election authority having jurisdiction over any of the territory of the respective political subdivision and to the State Board of Elections..." 10 ILCS 5/22-18.

OFFICIAL ELECTION RESULTS  
PRECINCT BY PRECINCT  
CONSOLIDATED GENERAL ELECTION  
APRIL 4, 2023

Date:04/18/23  
Time:15:10:34  
Page:47 of 89

CARBON CLIFF/BARSTOW #36

	Reg. Voters	Times Counted	Times Blank Voted	Times Over Voted	Number Of Under Votes	BRIAN ALLEN	LISA CANTRELL	DAVID TEPEN
Jurisdiction Wide								
HAMPTON 8	319	28	0	0	21	23 36.51%	23 36.51%	17 26.98%
HAMPTON 9	67	4	0	0	2	3 30.00%	4 40.00%	3 30.00%
HAMPTON 16	505	36	2	0	14	27 30.68%	33 37.50%	28 31.82%
Total	891	68	2	0	37	53 32.92%	60 37.27%	48 29.81%

# ABSTRACT OF VOTES

COUNTY OF ROCK ISLAND


STATE OF ILLINOIS


We, the undersigned members of the canvassing board for Rock Island County do hereby certify that on April 21, 2023 we canvassed the returns for the election held on April 4, 2023, and do proclaim that a total of 10,861 voters requested and received ballots and we do further certify that the candidates received the number of votes herein recorded.


## East Moline Schools #37


OFFICE		PARTY	CANDIDATE NAME	(Place a "X" next to the name(s) of candidate(s) elected)	TOTAL VOTES
School Board Member - 4 Year	Vote for: 3	Non-Partisan	Toccaro Chanel Medina		718
	Vote for: 3	Non-Partisan	Kimberly Dyer	X	1149
	Vote for: 3	Non-Partisan	Evelyn Denise Gay	X	1176
	Vote for: 3	Non-Partisan	Ida Katherine DeBlieck		772
	Vote for: 3	Non-Partisan	Debra L. Farall	X	1092

We further certify that the above is a true and complete Abstract of Votes and was prepared in our presence on April 21, 2023.

  
 \_\_\_\_\_  
 (Member of Canvassing Board)

  
 \_\_\_\_\_  
 (Member of Canvassing Board)

  
 \_\_\_\_\_  
 (Member of Canvassing Board)

  
 \_\_\_\_\_  
 (Member of Canvassing Board)

\_\_\_\_\_  
 (Member of Canvassing Board)

\_\_\_\_\_  
 (Member of Canvassing Board)

\_\_\_\_\_  
 (Member of Canvassing Board)

\_\_\_\_\_  
 (Member of Canvassing Board)

NOTE: "Each Election Authority shall immediately transmit a signed copy or original duplicate of its complete Abstract of Votes to each election authority having jurisdiction over any of the territory of the respective political subdivision and to the State Board of Elections..." 10 ILCS 5/22-18.

OFFICIAL ELECTION RESULTS  
PRECINCT BY PRECINCT  
CONSOLIDATED GENERAL ELECTION  
APRIL 4, 2023

Date:04/18/23  
Time:15:10:34  
Page:49 of 89

	EAST MOLINE #37												
	Reg. Voters	Times Counted	Times Blank Voted	Times Over Voted	Number Of Under Votes	TOCCARA C. MEDINA		KIMBERLY DYER		EVELYN DENISE GAY		IDA K. DeBLIECK	
Jurisdiction Wide													
HAMPTON 3	477	50	0	0	39	25	22.52%	23	20.72%	37	33.33%	9	8.11%
HAMPTON 4	449	35	0	0	23	13	15.85%	15	18.29%	30	36.59%	7	8.54%
HAMPTON 5	673	102	4	0	12	28	9.93%	75	26.60%	67	23.76%	43	15.25%
HAMPTON 7	99	9	0	0	4	7	30.43%	4	17.39%	3	13.04%	6	26.09%
HAMPTON 10	821	82	7	0	13	33	15.57%	47	22.17%	52	24.53%	33	15.57%
HAMPTON 12	563	63	0	2	9	24	13.79%	46	26.44%	34	19.54%	36	20.69%
HAMPTON 13	401	40	0	0	33	21	24.14%	19	21.84%	22	25.29%	13	14.94%
HAMPTON 14	689	103	9	2	13	36	13.69%	69	26.24%	58	22.05%	35	13.31%
HAMPTON 15	344	32	2	0	3	9	10.34%	20	22.99%	20	22.99%	16	18.39%
HAMPTON 16	467	44	0	0	12	17	14.17%	29	24.17%	33	27.50%	16	13.33%
HAMPTON 17	183	10	0	0	6	1	4.17%	7	29.17%	6	25.00%	2	8.33%
SO MOLINE 1	657	81	0	0	39	36	17.65%	45	22.06%	41	20.10%	32	15.69%
SO MOLINE 2	738	111	8	0	40	46	17.10%	64	23.79%	61	22.68%	43	15.99%
SO MOLINE 3	423	44	1	0	18	15	13.51%	23	20.72%	30	27.03%	18	16.22%
SO MOLINE 4	108	8	0	1	3	2	11.11%	5	27.78%	3	16.67%	3	16.67%
SO MOLINE 10	647	97	5	0	50	36	15.93%	47	20.80%	60	26.55%	29	12.83%
SO MOLINE 11	407	47	1	0	22	15	12.93%	35	30.17%	24	20.69%	15	12.93%
SO MOLINE 12	479	53	0	0	19	19	13.57%	32	22.86%	34	24.29%	23	16.43%
SO MOLINE 14	568	56	0	0	18	21	14.00%	33	22.00%	30	20.00%	28	18.67%
SO MOLINE 15	524	96	0	1	31	28	11.02%	57	22.44%	68	26.77%	44	17.32%
SO MOLINE 16	747	109	2	2	25	39	13.45%	65	22.41%	71	24.48%	46	15.86%
SO MOLINE 17	973	179	5	0	62	72	15.65%	104	22.61%	102	22.17%	86	18.70%
SO MOLINE 18	880	155	12	0	49	61	16.05%	94	24.74%	96	25.26%	51	13.42%
SO MOLINE 21	56	8	0	0	2	5	22.73%	5	22.73%	4	18.18%	4	18.18%
SO MOLINE 27	830	180	9	0	48	63	13.55%	105	22.58%	112	24.09%	75	16.13%
SO MOLINE 28	366	39	0	0	10	18	16.82%	24	22.43%	24	22.43%	22	20.56%
SO MOLINE 29	534	88	1	1	28	28	12.17%	57	24.78%	54	23.48%	37	16.09%
Total	14103	1921	66	9	631	718	14.63%	1149	23.42%	1176	23.97%	772	15.73%



OFFICIAL ELECTION RESULTS  
PRECINCT BY PRECINCT  
CONSOLIDATED GENERAL ELECTION  
APRIL 4, 2023

Date:04/18/23  
Time:15:10:34  
Page:50 of 89

	EAST MOLINE #37	
	DEBRA L. FARALLI	
Jurisdiction Wide		
HAMPTON 3	17	15.32%
HAMPTON 4	17	20.73%
HAMPTON 5	69	24.47%
HAMPTON 7	3	13.04%
HAMPTON 10	47	22.17%
HAMPTON 12	34	19.54%
HAMPTON 13	12	13.79%
HAMPTON 14	65	24.71%
HAMPTON 15	22	25.29%
HAMPTON 16	25	20.83%
HAMPTON 17	8	33.33%
SO MOLINE 1	50	24.51%
SO MOLINE 2	55	20.45%
SO MOLINE 3	25	22.52%
SO MOLINE 4	5	27.78%
SO MOLINE 10	54	23.89%
SO MOLINE 11	27	23.28%
SO MOLINE 12	32	22.86%
SO MOLINE 14	38	25.33%
SO MOLINE 15	57	22.44%
SO MOLINE 16	69	23.79%
SO MOLINE 17	96	20.87%
SO MOLINE 18	78	20.53%
SO MOLINE 21	4	18.18%
SO MOLINE 27	110	23.66%
SO MOLINE 28	19	17.76%
SO MOLINE 29	54	23.48%
Total	1092	22.25%

**ABSTRACT OF VOTES**

COUNTY OF ROCK ISLAND


STATE OF ILLINOIS

We, the undersigned members of the canvassing board for Rock Island County do hereby certify that on April 21, 2023 we canvassed the returns for the election held on April 4, 2023, and do proclaim that a total of 10,861 voters requested and received ballots and we do further certify that the candidates received the number of votes herein recorded.

**Hampton Schools #29**

OFFICE		PARTY	CANDIDATE NAME (Place a <b>■ ★ ■</b> next to the name(s) of candidate(s) elected)	TOTAL VOTES
Board Member - Unexp. 2 Year	Vote for: 1	Non-Partisan	No Candidate Filed	0
School Board Member - 4 Year	Vote for: 4	Non-Partisan	Konni L. Stapf	86
	Vote for: 4	Non-Partisan	Mandy Peisch <b>■ ★ ■</b>	122
	Vote for: 4	Non-Partisan	Mikki Schneckloth <b>■ ★ ■</b>	108
	Vote for: 4	Non-Partisan	Amy Peel <b>■ ★ ■</b>	112
	Vote for: 4	Non-Partisan	Taryn T. Bautista	71
	Vote for: 4	Non-Partisan	James Isaacson <b>■ ★ ■</b>	119
	Vote for: 4	Non-Partisan	Meghan Hirst	54


We further certify that the above is a true and complete Abstract of Votes and was prepared in our presence on April 21, 2023.

  
 (Member of Canvassing Board)

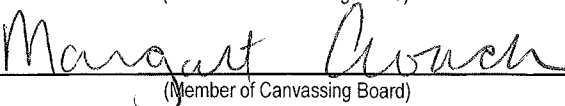
\_\_\_\_\_  
 (Member of Canvassing Board)

  
 (Member of Canvassing Board)

\_\_\_\_\_  
 (Member of Canvassing Board)

  
 (Member of Canvassing Board)

\_\_\_\_\_  
 (Member of Canvassing Board)

  
 (Member of Canvassing Board)

\_\_\_\_\_  
 (Member of Canvassing Board)

NOTE: "Each Election Authority shall immediately transmit a signed copy or original duplicate of its complete Abstract of Votes to each election authority having jurisdiction over any of the territory of the respective political subdivision and to the State Board of Elections..." 10 ILCS 5/22-18.

OFFICIAL ELECTION RESULTS  
PRECINCT BY PRECINCT  
CONSOLIDATED GENERAL ELECTION  
APRIL 4, 2023

Date:04/18/23  
Time:15:10:34  
Page:52 of 89

HAMPTON #29													
	Reg. Voters	Times Counted	Times Blank Voted	Times Over Voted	Number Of Under Votes	KONNI L. STAPF		MANDY PEISCH		MIKKI SCHNECKLOTH		AMY PEEL	
Jurisdiction Wide													
HAMPTON 1	55	8	0	0	11	2	9.52%	1	4.76%	3	14.29%	2	9.52%
HAMPTON 2	591	84	0	0	72	35	13.26%	50	18.94%	44	16.67%	43	16.29%
HAMPTON 7	2	0	0	0	0	0	-	0	-	0	-	0	-
HAMPTON 17	790	120	2	0	85	49	12.66%	71	18.35%	61	15.76%	67	17.31%
Total	1438	212	2	0	168	86	12.80%	122	18.15%	108	16.07%	112	16.67%

OFFICIAL ELECTION RESULTS  
PRECINCT BY PRECINCT  
CONSOLIDATED GENERAL ELECTION  
APRIL 4, 2023

Date:04/18/23  
Time:15:10:34  
Page:53 of 89

	HAMPTON #29					
	TARYN T. BAUTISTA		JAMES ISAACSON		MEGHAN HIRST	
Jurisdiction Wide						
HAMPTON 1	5	23.81%	5	23.81%	3	14.29%
HAMPTON 2	28	10.61%	41	15.53%	23	8.71%
HAMPTON 7	0	-	0	-	0	-
HAMPTON 17	38	9.82%	73	18.86%	28	7.24%
Total	71	10.57%	119	17.71%	54	8.04%

**ABSTRACT OF VOTES**

COUNTY OF ROCK ISLAND


STATE OF ILLINOIS


We, the undersigned members of the canvassing board for Rock Island County do hereby certify that on April 21, 2023 we canvassed the returns for the election held on April 4, 2023, and do proclaim that a total of 10,861 voters requested and received ballots and we do further certify that the candidates received the number of votes herein recorded.


**Moline Schools #40**

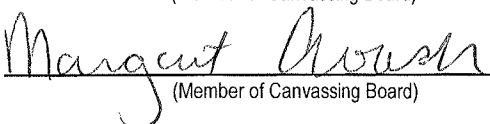
OFFICE		PARTY	CANDIDATE NAME (Place a "X" next to the name(s) of candidate(s) elected)	TOTAL VOTES
School Board Member - 4 Year	Vote for: 4	Non-Partisan	Lindsey M. Hines <input checked="" type="checkbox"/>	2159
	Vote for: 4	Non-Partisan	Jason Farrell <input checked="" type="checkbox"/>	1822
	Vote for: 4	Non-Partisan	Michelle (Mickey) Carter	1000
	Vote for: 4	Non-Partisan	Ramona Dixon <input checked="" type="checkbox"/>	1841
	Vote for: 4	Non-Partisan	Justin Anderson	1189
	Vote for: 4	Non-Partisan	Audrey N. Adamson <input checked="" type="checkbox"/>	2067
	Vote for: 4	Non-Partisan	Mariela A. Trevino	1240

We further certify that the above is a true and complete Abstract of Votes and was prepared in our presence on April 21, 2023.

  
 \_\_\_\_\_  
 (Member of Canvassing Board)

  
 \_\_\_\_\_  
 (Member of Canvassing Board)

  
 \_\_\_\_\_  
 (Member of Canvassing Board)

  
 \_\_\_\_\_  
 (Member of Canvassing Board)

\_\_\_\_\_  
 (Member of Canvassing Board)

\_\_\_\_\_  
 (Member of Canvassing Board)

\_\_\_\_\_  
 (Member of Canvassing Board)

\_\_\_\_\_  
 (Member of Canvassing Board)

NOTE: "Each Election Authority shall immediately transmit a signed copy or original duplicate of its complete Abstract of Votes to each election authority having jurisdiction over any of the territory of the respective political subdivision and to the State Board of Elections..." 10 ILCS 5/22-18.

OFFICIAL ELECTION RESULTS  
PRECINCT BY PRECINCT  
CONSOLIDATED GENERAL ELECTION  
APRIL 4, 2023

Date:04/18/23  
Time:15:10:34  
Page:56 of 89

	MOLINE #40											
	Reg. Voters	Times Counted	Times Blank Voted	Times Over Voted	Number Of Under Votes	LINDSEY M. HINES	JASON FARRELL	MICHELLE CARTER	RAMONA DIXON			
Jurisdiction Wide												
SO MOLINE 3	11	1	0	0	0	1 25.00%	0 0.00%	1 25.00%	1 25.00%			
SO MOLINE 4	1291	179	0	0	82	111 17.51%	101 15.93%	67 10.57%	103 16.25%			
SO MOLINE 5	571	52	0	0	15	35 18.13%	34 17.62%	17 8.81%	31 16.06%			
SO MOLINE 6	826	103	2	0	31	75 20.11%	71 19.03%	23 6.17%	67 17.96%			
SO MOLINE 7	946	92	1	0	21	69 20.12%	55 16.03%	22 6.41%	60 17.49%			
SO MOLINE 8	600	69	0	0	13	50 19.01%	37 14.07%	24 9.13%	40 15.21%			
SO MOLINE 9	1023	184	4	0	63	128 19.48%	107 16.29%	42 6.39%	113 17.20%			
SO MOLINE 11	631	88	3	0	20	65 20.31%	53 16.56%	18 5.63%	58 18.13%			
SO MOLINE 13	1021	133	1	0	24	98 19.44%	94 18.65%	40 7.94%	89 17.66%			
SO MOLINE 19	867	44	0	0	18	32 20.25%	22 13.92%	19 12.03%	23 14.56%			
SO MOLINE 20	721	141	1	1	41	94 18.25%	89 17.28%	34 6.60%	97 18.83%			
SO MOLINE 21	424	58	2	0	23	41 20.40%	32 15.92%	18 8.96%	27 13.43%			
SO MOLINE 22	786	71	2	0	28	49 19.76%	37 14.92%	21 8.47%	36 14.52%			
SO MOLINE 23	539	33	4	0	24	16 17.39%	12 13.04%	11 11.96%	10 10.87%			
SO MOLINE 24	672	43	1	0	6	36 22.22%	23 14.20%	16 9.88%	22 13.58%			
SO MOLINE 25	456	75	2	0	22	50 18.52%	48 17.78%	25 9.26%	41 15.19%			
SO MOLINE 26	447	42	0	0	19	26 17.45%	26 17.45%	14 9.40%	23 15.44%			
SO MOLINE 28	410	63	2	0	15	46 20.09%	34 14.85%	29 12.66%	36 15.72%			
SO MOLINE 29	641	75	4	0	16	54 20.15%	40 14.93%	31 11.57%	45 16.79%			
MOLINE 1	540	68	3	2	13	38 15.90%	36 15.06%	28 11.72%	35 14.64%			
MOLINE 2	673	55	2	2	28	31 17.61%	28 15.91%	23 13.07%	20 11.36%			
MOLINE 3	881	79	1	0	30	51 18.09%	41 14.54%	37 13.12%	49 17.38%			
MOLINE 4	756	110	6	0	21	75 18.99%	69 17.47%	20 5.06%	71 17.97%			
MOLINE 5	696	59	2	0	10	43 19.72%	37 16.97%	22 10.09%	36 16.51%			
MOLINE 6	636	24	1	0	14	13 16.67%	10 12.82%	10 12.82%	14 17.95%			
MOLINE 7	560	31	0	0	10	23 20.18%	21 18.42%	10 8.77%	19 16.67%			
MOLINE 8	573	47	0	0	16	29 16.86%	23 13.37%	14 8.14%	30 17.44%			
MOLINE 9	697	109	1	2	38	80 20.73%	70 18.13%	28 7.25%	59 15.28%			
MOLINE 10	720	37	1	1	17	23 18.70%	18 14.63%	7 5.69%	21 17.07%			
MOLINE 11	760	59	3	0	16	38 18.27%	30 14.42%	21 10.10%	29 13.94%			
MOLINE 12	410	10	0	0	3	7 18.92%	7 18.92%	4 10.81%	7 18.92%			
MOLINE 13	651	59	1	0	14	43 19.72%	29 13.30%	27 12.39%	28 12.84%			
MOLINE 14	347	20	0	0	3	12 15.58%	14 18.18%	4 5.19%	13 16.88%			
MOLINE 15	592	63	0	0	26	42 18.58%	34 15.04%	18 7.96%	42 18.58%			
MOLINE 16	728	83	0	0	18	64 20.38%	59 18.79%	13 4.14%	57 18.15%			
MOLINE 17	586	49	0	0	12	36 19.57%	31 16.85%	11 5.98%	35 19.02%			
MOLINE 18	687	74	2	1	13	49 18.08%	39 14.39%	19 7.01%	51 18.82%			
MOLINE 19	405	28	1	0	9	21 21.21%	13 13.13%	12 12.12%	15 15.15%			
MOLINE 20	672	92	1	0	29	61 18.21%	54 16.12%	27 8.06%	59 17.61%			
BLACKHAWK 3	107	17	0	0	3	14 21.54%	11 16.92%	6 9.23%	9 13.85%			
BLACKHAWK 5	137	5	0	0	0	4 20.00%	1 5.00%	4 20.00%	3 15.00%			
COAL VALLEY 1	830	132	15	0	33	80 18.39%	73 16.78%	41 9.43%	64 14.71%			
COAL VALLEY 2	649	53	2	0	7	40 20.30%	27 13.71%	25 12.69%	23 11.68%			
COAL VALLEY 3	1670	260	21	1	86	166 19.17%	132 15.24%	97 11.20%	130 15.01%			
Total	28846	3169	92	10	950	2159 19.08%	1822 16.10%	1000 8.84%	1841 16.27%			

OFFICIAL ELECTION RESULTS  
PRECINCT BY PRECINCT  
CONSOLIDATED GENERAL ELECTION  
APRIL 4, 2023

Date:04/18/23  
Time:15:10:34  
Page:57 of 89

	MOLINE #40					
	JUSTIN ANDERSON		AUDREY N. ADAMSON		MARIELA A. TREVINO	
Jurisdiction Wide						
SO MOLINE 3	0	0.00%	1	25.00%	0	0.00%
SO MOLINE 4	82	12.93%	111	17.51%	59	9.31%
SO MOLINE 5	20	10.36%	36	18.65%	20	10.36%
SO MOLINE 6	27	7.24%	79	21.18%	31	8.31%
SO MOLINE 7	36	10.50%	59	17.20%	42	12.24%
SO MOLINE 8	26	9.89%	48	18.25%	38	14.45%
SO MOLINE 9	58	8.83%	139	21.16%	70	10.65%
SO MOLINE 11	27	8.44%	66	20.63%	33	10.31%
SO MOLINE 13	46	9.13%	89	17.66%	48	9.52%
SO MOLINE 19	14	8.86%	26	16.46%	22	13.92%
SO MOLINE 20	55	10.68%	97	18.83%	49	9.51%
SO MOLINE 21	24	11.94%	39	19.40%	20	9.95%
SO MOLINE 22	30	12.10%	45	18.15%	30	12.10%
SO MOLINE 23	15	16.30%	16	17.39%	12	13.04%
SO MOLINE 24	20	12.35%	27	16.67%	18	11.11%
SO MOLINE 25	32	11.85%	46	17.04%	28	10.37%
SO MOLINE 26	15	10.07%	30	20.13%	15	10.07%
SO MOLINE 28	22	9.61%	40	17.47%	22	9.61%
SO MOLINE 29	21	7.84%	48	17.91%	29	10.82%
MOLINE 1	29	12.13%	38	15.90%	35	14.64%
MOLINE 2	24	13.64%	26	14.77%	24	13.64%
MOLINE 3	24	8.51%	46	16.31%	34	12.06%
MOLINE 4	39	9.87%	81	20.51%	40	10.13%
MOLINE 5	18	8.26%	37	16.97%	25	11.47%
MOLINE 6	7	8.97%	11	14.10%	13	16.67%
MOLINE 7	12	10.53%	16	14.04%	13	11.40%
MOLINE 8	17	9.88%	32	18.60%	27	15.70%
MOLINE 9	41	10.62%	69	17.88%	39	10.10%
MOLINE 10	12	9.76%	24	19.51%	18	14.63%
MOLINE 11	23	11.06%	37	17.79%	30	14.42%
MOLINE 12	2	5.41%	5	13.51%	5	13.51%
MOLINE 13	24	11.01%	37	16.97%	30	13.76%
MOLINE 14	10	12.99%	18	23.38%	6	7.79%
MOLINE 15	20	8.85%	45	19.91%	25	11.06%
MOLINE 16	21	6.69%	68	21.66%	32	10.19%
MOLINE 17	14	7.61%	30	16.30%	27	14.67%
MOLINE 18	23	8.49%	55	20.30%	35	12.92%
MOLINE 19	11	11.11%	16	16.16%	11	11.11%
MOLINE 20	42	12.54%	63	18.81%	29	8.66%
BLACKHAWK 3	7	10.77%	14	21.54%	4	6.15%
BLACKHAWK 5	3	15.00%	3	15.00%	2	10.00%
COAL VALLEY 1	54	12.41%	82	18.85%	41	9.43%
COAL VALLEY 2	28	14.21%	34	17.26%	20	10.15%
COAL VALLEY 3	114	13.16%	138	15.94%	89	10.28%
Total	1189	10.51%	2067	18.26%	1240	10.96%

# ABSTRACT OF VOTES

COUNTY OF ROCK ISLAND


STATE OF ILLINOIS


We, the undersigned members of the canvassing board for Rock Island County do hereby certify that on April 21, 2023 we canvassed the returns for the election held on April 4, 2023, and do proclaim that a total of 10,861 voters requested and received ballots and we do further certify that the candidates received the number of votes herein recorded.


## Riverdale Schools #100


OFFICE		PARTY	CANDIDATE NAME (Place a ✱ next to the name(s) of candidate(s) elected)	TOTAL VOTES
School Board Member - 4 Year	Vote for: 3	T 19N R 2E Coe	Tim Baldwin ✱	486
	Vote for: 3	T 18N R 1E Hamp	Amber Elaine Klundt	346
	Vote for: 3	T 18N R 1E Hamp	Blake Enloe ✱	394
	Vote for: 3	T 19N R 2E Coe	Jason M. Hawkins	235
	Vote for: 3	T 18N R 1E Hamp	Amber Sensabaugh ✱	387
	Vote for: 3	T 18N R 1E Hamp	Nick Peschang	230

We further certify that the above is a true and complete Abstract of Votes and was prepared in our presence on April 21, 2023.

  
 \_\_\_\_\_  
 (Member of Canvassing Board)

  
 \_\_\_\_\_  
 (Member of Canvassing Board)

  
 \_\_\_\_\_  
 (Member of Canvassing Board)

  
 \_\_\_\_\_  
 (Member of Canvassing Board)

\_\_\_\_\_  
 (Member of Canvassing Board)

\_\_\_\_\_  
 (Member of Canvassing Board)

\_\_\_\_\_  
 (Member of Canvassing Board)

\_\_\_\_\_  
 (Member of Canvassing Board)

NOTE: "Each Election Authority shall immediately transmit a signed copy or original duplicate of its complete Abstract of Votes to each election authority having jurisdiction over any of the territory of the respective political subdivision and to the State Board of Elections..." 10 ILCS 5/22-18.



OFFICIAL ELECTION RESULTS  
PRECINCT BY PRECINCT  
CONSOLIDATED GENERAL ELECTION  
APRIL 4, 2023

Date:04/18/23  
Time:15:10:34  
Page:61 of 89

	RIVERDALE # 100												
	Reg. Voters	Times Counted	Times Blank Voted	Times Over Voted	Number Of Under Votes	TIM BALDWIN		AMBER KLUNDT		BLAKE ENLOE		JASON M. HAWKINS	
Jurisdiction Wide													
CORDOVA	417	97	17	0	30	40	19.05%	43	20.48%	34	16.19%	30	14.29%
COE	1303	240	2	2	94	163	26.55%	85	13.84%	112	18.24%	75	12.21%
CANOE CREEK	342	34	4	0	11	16	20.25%	15	18.99%	16	20.25%	8	10.13%
ZUMA	543	67	1	0	32	43	25.90%	22	13.25%	33	19.88%	23	13.86%
PORT BYRON	965	164	6	0	56	106	25.36%	72	17.22%	75	17.94%	36	8.61%
HAMPTON 1	946	189	11	0	77	91	19.91%	88	19.26%	101	22.10%	45	9.85%
HAMPTON 2	283	42	0	0	7	26	21.85%	18	15.13%	20	16.81%	15	12.61%
HAMPTON 17	11	5	0	0	0	1	6.67%	3	20.00%	3	20.00%	3	20.00%
Total	4810	838	41	2	307	486	23.39%	346	16.65%	394	18.96%	235	11.31%

OFFICIAL ELECTION RESULTS  
PRECINCT BY PRECINCT  
CONSOLIDATED GENERAL ELECTION  
APRIL 4, 2023

Date:04/18/23  
Time:15:10:34  
Page:62 of 89

	RIVERDALE # 100			
	AMBER SENSABAUGH		NICK PESCHANG	
Jurisdiction Wide				
CORDOVA	36	17.14%	27	12.86%
COE	124	20.20%	55	8.96%
CANOE CREEK	16	20.25%	8	10.13%
ZUMA	20	12.05%	25	15.06%
PORT BYRON	73	17.46%	56	13.40%
HAMPTON 1	91	19.91%	41	8.97%
HAMPTON 2	24	20.17%	16	13.45%
HAMPTON 17	3	20.00%	2	13.33%
Total	387	18.62%	230	11.07%

# ABSTRACT OF VOTES

COUNTY OF ROCK ISLAND

STATE OF ILLINOIS

We, the undersigned members of the canvassing board for Rock Island County do hereby certify that on April 21, 2023 we canvassed the returns for the election held on April 4, 2023, and do proclaim that a total of 10,861 voters requested and received ballots and we do further certify that the candidates received the number of votes herein recorded.

## Rock Island/Milan Schools #41

OFFICE		PARTY	CANDIDATE NAME (Place a "X" next to the name(s) of candidate(s) elected)	TOTAL VOTES
School Board Member - 4 Year	Vote for: 3	Non-Partisan	Michael R Matherly <i>X</i>	2045
	Vote for: 3	Non-Partisan	Jason P Roessler <i>X</i>	1738
	Vote for: 3	Non-Partisan	Write-In (Joshua J. Behn)	198
	Vote for: 3	Non-Partisan	Write-In (Nicole Cisne Durbin) <i>X</i>	298
	Vote for: 3	Non-Partisan	Write-In (Naythan James)	54
	Vote for: 3	Non-Partisan	Write-In (Richard L. Phillis)	221

We further certify that the above is a true and complete Abstract of Votes and was prepared in our presence on April 21, 2023.

*Lilly Shields*  
\_\_\_\_\_  
(Member of Canvassing Board)

*Sam Kinner*  
\_\_\_\_\_  
(Member of Canvassing Board)

*Brenden Truett*  
\_\_\_\_\_  
(Member of Canvassing Board)

*Margaret Crouch*  
\_\_\_\_\_  
(Member of Canvassing Board)

\_\_\_\_\_  
(Member of Canvassing Board)

\_\_\_\_\_  
(Member of Canvassing Board)

\_\_\_\_\_  
(Member of Canvassing Board)

\_\_\_\_\_  
(Member of Canvassing Board)

NOTE: "Each Election Authority shall immediately transmit a signed copy or original duplicate of its complete Abstract of Votes to each election authority having jurisdiction over any of the territory of the respective political subdivision and to the State Board of Elections..." 10 ILCS 5/22-18.

OFFICIAL ELECTION RESULTS  
PRECINCT BY PRECINCT  
CONSOLIDATED GENERAL ELECTION  
APRIL 4, 2023

Date:04/18/23  
Time:15:10:34  
Page:63 of 89

ROCK ISLAND/MILAN #41									
	Reg. Voters	Times Counted	Times Blank Voted	Times Over Voted	Number Of Under Votes	MICHAEL R MATHERLY		JASON P ROESSLER	
Jurisdiction Wide									
SO MOLINE 8	159	29	2	0	31	24	48.00%	18	36.00%
MOLINE 5	45	11	1	0	11	10	52.63%	7	36.84%
ROCK ISLAND 1	429	20	0	0	27	17	51.52%	14	42.42%
ROCK ISLAND 2	227	18	0	0	23	13	41.94%	13	41.94%
ROCK ISLAND 3	468	26	3	0	28	19	46.34%	16	39.02%
ROCK ISLAND 4	198	6	0	0	4	4	28.57%	4	28.57%
ROCK ISLAND 5	637	13	0	0	18	12	57.14%	6	28.57%
ROCK ISLAND 6	618	53	1	0	44	43	38.39%	39	34.82%
ROCK ISLAND 7	436	35	2	0	37	28	45.16%	20	32.26%
ROCK ISLAND 8	335	32	0	0	19	25	32.47%	15	19.48%
ROCK ISLAND 9	636	31	1	0	42	28	58.33%	17	35.42%
ROCK ISLAND 10	832	82	1	1	81	70	44.03%	55	34.59%
ROCK ISLAND 11	206	32	2	0	31	28	47.46%	27	45.76%
ROCK ISLAND 12	431	37	4	0	36	27	42.86%	20	31.75%
ROCK ISLAND 13	363	41	1	0	59	29	47.54%	25	40.98%
ROCK ISLAND 14	534	47	2	1	48	37	44.05%	30	35.71%
ROCK ISLAND 15	763	72	8	0	67	53	42.40%	41	32.80%
SO ROCK ISLAND 1	634	38	1	0	47	29	45.31%	30	46.88%
SO ROCK ISLAND 2	541	31	0	0	35	24	41.38%	26	44.83%
SO ROCK ISLAND 3	962	121	5	0	116	92	39.66%	79	34.05%
SO ROCK ISLAND 4	837	99	2	0	88	82	40.39%	60	29.56%
SO ROCK ISLAND 5	848	118	4	0	99	103	42.39%	78	32.10%
SO ROCK ISLAND 6	783	110	5	0	83	92	39.66%	80	34.48%
SO ROCK ISLAND 7	605	77	7	0	78	54	40.91%	56	42.42%
SO ROCK ISLAND 8	811	117	6	0	116	93	42.86%	72	33.18%
SO ROCK ISLAND 9	568	66	7	0	67	49	44.55%	41	37.27%
SO ROCK ISLAND 10	767	111	8	0	110	85	42.71%	64	32.16%
SO ROCK ISLAND 11	779	151	15	0	128	115	41.07%	96	34.29%
SO ROCK ISLAND 12	1006	153	3	0	153	126	42.42%	115	38.72%
SO ROCK ISLAND 13	900	115	4	0	113	94	42.73%	87	39.55%
SO ROCK ISLAND 14	793	96	2	1	80	74	37.19%	58	29.15%
SO ROCK ISLAND 15	567	33	0	0	39	29	48.33%	24	40.00%
SO ROCK ISLAND 16	325	21	0	0	19	20	45.45%	18	40.91%
BLACKHAWK 1	522	38	1	0	33	33	42.31%	31	39.74%
BLACKHAWK 2	520	37	2	1	39	30	47.62%	30	47.62%
BLACKHAWK 3	1505	173	11	0	161	149	45.85%	135	41.54%
BLACKHAWK 4	566	61	6	0	54	49	44.14%	46	41.44%
BLACKHAWK 5	381	26	2	0	28	21	47.73%	19	43.18%
BLACKHAWK 6	868	58	4	0	58	43	41.35%	41	39.42%
BLACKHAWK 7	1156	112	4	0	107	92	42.40%	85	39.17%
Total	24561	2547	127	4	2457	2045	42.68%	1738	36.28%

**Official Election Results**  
**Write-In Candidates For April 4, 2023**

<b>Village of Andalusia</b>	<b>Total Write-ins</b>
Larry Flaherty - Trustee	2

<b>Village of Oak Grove</b>	
Michael Nowack - President	7
Nancy Endres - Trustee	6
Robert Michael Stewart - Trustee	8

<b>Robert R. Jones Public Library District</b>	
Laina Cross-Harris - 4 Year Unexpired Trustee	14

<b>Rock Island/Milan School Board</b>	
Joshua J. Behn	198
Nicole Cisne Durbin	298
Naythan James	54
Richard L. Phillis	221

<b>Silvis School Board</b>	
Kevin M. Rossmiller	4

<b>Sherrard School Board</b>	
Veronica Harleen Rosalie Sparksman	5

<b>Rock Island County Regional Board of School</b>	
Angie Normoyle - 2 Year Unexpired Trustee	191

# ABSTRACT OF VOTES

COUNTY OF ROCK ISLAND


STATE OF ILLINOIS

We, the undersigned members of the canvassing board for Rock Island County do hereby certify that on April 21, 2023 we canvassed the returns for the election held on April 4, 2023, and do proclaim that a total of 10,861 voters requested and received ballots and we do further certify that the candidates received the number of votes herein recorded.


## Rockridge Schools #300

OFFICE	PARTY	CANDIDATE NAME	(Place a "X" next to the name(s) of candidate(s) elected)	TOTAL VOTES
School Board Member Unexp 2 Yr	Vote for: 1	T 17N R 3W And	Lorri Lund <del>X</del>	687
	Vote for: 1	T 17N R 2W BH	Ryan Morford	684
School Board Member - 4 Year	Vote for: 3	T 16N R 2W Bowl	Eric O. Johnson <del>X</del>	752
	Vote for: 3	T 17N R 3W And	Derek W. Workman <del>X</del>	884
	Vote for: 3	T 17N R 3W And	Amy Ryse <del>X</del>	843
	Vote for: 3	T 17N R 3W And	Drue Kampmann	775


We further certify that the above is a true and complete Abstract of Votes and was prepared in our presence on April 21, 2023.

  
(Member of Canvassing Board)

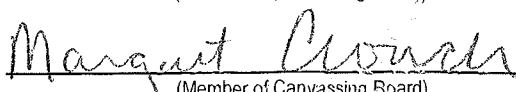
\_\_\_\_\_  
(Member of Canvassing Board)

  
(Member of Canvassing Board)

\_\_\_\_\_  
(Member of Canvassing Board)

  
(Member of Canvassing Board)

\_\_\_\_\_  
(Member of Canvassing Board)

  
(Member of Canvassing Board)

\_\_\_\_\_  
(Member of Canvassing Board)

NOTE: "Each Election Authority shall immediately transmit a signed copy or original duplicate of its complete Abstract of Votes to each election authority having jurisdiction over any of the territory of the respective political subdivision and to the State Board of Elections..." 10 ILCS 5/22-18.

OFFICIAL ELECTION RESULTS  
PRECINCT BY PRECINCT  
CONSOLIDATED GENERAL ELECTION  
APRIL 4, 2023

Date:04/18/23  
Time:15:10:34  
Page:64 of 89

ROCKRIDGE #300 2 YR									
	Reg. Voters	Times Counted	Times Blank Voted	Times Over Voted	Number Of Under Votes	LORRI LUND		RYAN MORFORD	
Jurisdiction Wide									
BLACKHAWK 1	7	0	0	0	0	0	-	0	-
BLACKHAWK 4	411	87	1	0	0	43	50.00%	43	50.00%
BOWLING 1	1232	270	3	2	0	114	43.02%	151	56.98%
EDGINGTON 1	558	176	6	0	0	82	48.24%	88	51.76%
EDGINGTON 2	446	135	6	1	0	73	57.03%	55	42.97%
ANDALUSIA	1730	486	13	1	0	254	53.81%	218	46.19%
BUFFALO PRAIRIE	577	133	11	1	0	66	54.55%	55	45.45%
DRURY	478	113	10	0	0	49	47.57%	54	52.43%
Total	5439	1400	50	5	0	681	50.63%	664	49.37%

RUN DATE:04/19/23 02:25 PM

REPORT-EL45A

PAGE 005

	TOTAL VOTES	%	ELECTION DAY	EV/VBM	VOTE CENTER
MERCER CO.SD 404 BD.MBR					
VOTE FOR 3					
MARIO PAULEY . . . . .	530	15.28	424	100	6
WILLIAM J. SMOCK . . . . .	657	18.94	464	190	3
JASON CRAWFORD. . . . .	535	15.43	377	154	4
LORI NELSON. . . . .	628	18.11	431	195	2
JACOB LOWER. . . . .	650	18.74	488	158	4
MICHAEL BOWNS . . . . .	468	13.49	372	94	2

## ROCKRIDGE CUSD 300 BD.MBR-UNEX.2YR

VOTE FOR 1					
LORRI LUND . . . . .	6	23.08	3	3	0
RYAN MORFORD . . . . .	20	76.92	16	4	0

## ROCKRIDGE CUSD 300 BD.MBR-4YR

VOTE FOR 3					
ERIC O. JOHNSON . . . . .	12	19.35	5	7	0
DEREK W. WORKMAN . . . . .	17	27.42	14	3	0
AMY RYSER . . . . .	19	30.65	15	4	0
DRUE KAMPMANN . . . . .	14	22.58	13	1	0

## SHERRARD CUSD 200 BD.MBR

VOTE FOR 3					
RHYS E FULLERLOVE. . . . .	549	26.90	402	147	0
SUSAN LYON . . . . .	587	28.76	412	175	0
TROY D WOLFORD. . . . .	528	25.87	385	142	1
AARON "A.A.RON" JOHNSON. . . . .	348	17.05	251	96	1
WRITE-IN. . . . .	29	1.42	21	7	1

## UNITED CUSD 304 BD.MBR

VOTE FOR 3					
ALEX BAKER . . . . .	53	12.07	38	15	0
JOEL JOHNSON . . . . .	119	27.11	95	24	0
TINA GUILD . . . . .	56	12.76	43	13	0
SCOTT CAMPBELL. . . . .	78	17.77	64	14	0
CHRIS MENGE. . . . .	21	4.78	15	6	0
JOSEPH EUGENE GRODJESK . . . . .	112	25.51	95	17	0

## BLACK HAWK CCD 503 TRUSTEES-6YR

VOTE FOR 2					
SAMANTHA GANGE. . . . .	791	27.93	520	269	2
JON A. LOONEY . . . . .	354	12.50	249	104	1
DAVID DYER . . . . .	534	18.86	399	133	2
STEVEN SPIVEY . . . . .	1,153	40.71	823	326	4

## BLACK HAWK CCD 503 TRUSTEES-UNEX.4YR

VOTE FOR 1					
CHRISTIAN JACKSON. . . . .	1,531	100.00	1,090	434	7



OFFICIAL ELECTION RESULTS  
PRECINCT BY PRECINCT  
CONSOLIDATED GENERAL ELECTION  
APRIL 4, 2023

Date:04/18/23  
Time:15:10:34  
Page:65 of 89

ROCKRIDGE #300

	Reg. Voters	Times Counted	Times Blank Voted	Times Over Voted	Number Of Under Votes	ERIC O. JOHNSON	DEREK W. WORKMAN	AMY RYSER	DRUE KAMPMANN
Jurisdiction Wide									
BLACKHAWK 1	7	0	0	0	0	0	-	0	-
BLACKHAWK 4	411	87	5	0	58	54 28.72%	48 25.53%	48 25.53%	38 20.21%
BOWLING 1	1232	270	2	1	149	140 21.47%	161 24.69%	181 27.76%	170 26.07%
EDGINGTON 1	558	176	1	0	112	96 23.24%	113 27.36%	103 24.94%	101 24.46%
EDGINGTON 2	446	135	4	0	104	82 28.37%	78 26.99%	73 25.26%	56 19.38%
ANDALUSIA	1730	486	13	0	328	243 22.27%	299 27.41%	275 25.21%	274 25.11%
BUFFALO PRAIRIE	577	133	6	0	94	69 24.04%	79 27.53%	75 26.13%	64 22.30%
DRURY	478	113	4	0	55	56 20.59%	89 32.72%	69 25.37%	58 21.32%
Total	5439	1400	35	1	900	740 23.18%	867 27.16%	824 25.81%	761 23.84%

RUN DATE:04/19/23 02:25 PM

REPORT-EL45A PAGE 005

	TOTAL VOTES	%	ELECTION DAY	EV/VBM	VOTE CENTER
MERCER CO.SD 404 BD.MBR					
VOTE FOR 3					
MARIO PAULEY . . . . .	530	15.28	424	100	6
WILLIAM J. SMOCK . . . . .	657	18.94	464	190	3
JASON CRAWFORD. . . . .	535	15.43	377	154	4
LORI NELSON. . . . .	628	18.11	431	195	2
JACOB LOWER. . . . .	650	18.74	488	158	4
MICHAEL BOWNS . . . . .	468	13.49	372	94	2

ROCKRIDGE CUSD 300 BD.MBR-UNEX.2YR					
VOTE FOR 1					
LORRI LUND . . . . .	6	23.08	3	3	0
RYAN MORFORD . . . . .	20	76.92	16	4	0

ROCKRIDGE CUSD 300 BD.MBR-4YR					
VOTE FOR 3					
ERIC O. JOHNSON . . . . .	12	19.35	5	7	0
DEREK W. WORKMAN . . . . .	17	27.42	14	3	0
AMY RYSER . . . . .	19	30.65	15	4	0
DRUE KAMPMANN . . . . .	14	22.58	13	1	0

SHERRARD CUSD 200 BD.MBR					
VOTE FOR 3					
RHYS E FULLERLOVE. . . . .	549	26.90	402	147	0
SUSAN LYON . . . . .	587	28.76	412	175	0
TROY D WOLFORD. . . . .	528	25.87	385	142	1
AARON "A.A.RON" JOHNSON. . . . .	348	17.05	251	96	1
WRITE-IN. . . . .	29	1.42	21	7	1

UNITED CUSD 304 BD.MBR					
VOTE FOR 3					
ALEX BAKER . . . . .	53	12.07	38	15	0
JOEL JOHNSON . . . . .	119	27.11	95	24	0
TINA GUILD . . . . .	56	12.76	43	13	0
SCOTT CAMPBELL. . . . .	78	17.77	64	14	0
CHRIS MENGE. . . . .	21	4.78	15	6	0
JOSEPH EUGENE GRODJESK . . . . .	112	25.51	95	17	0

BLACK HAWK CCD 503 TRUSTEES-6YR					
VOTE FOR 2					
SAMANTHA GANGE. . . . .	791	27.93	520	269	2
JON A. LOONEY . . . . .	354	12.50	249	104	1
DAVID DYER . . . . .	534	18.86	399	133	2
STEVEN SPIVEY . . . . .	1,153	40.71	823	326	4

BLACK HAWK CCD 503 TRUSTEES-UNEX.4YR					
VOTE FOR 1					
CHRISTIAN JACKSON. . . . .	1,531	100.00	1,090	434	7

**ABSTRACT OF VOTES**

COUNTY OF ROCK ISLAND

STATE OF ILLINOIS

We, the undersigned members of the canvassing board for Rock Island County do hereby certify that on April 21, 2023 we canvassed the returns for the election held on April 4, 2023, and do proclaim that a total of 10,861 voters requested and received ballots and we do further certify that the candidates received the number of votes herein recorded.

**Silvis Schools #34**

OFFICE		PARTY	CANDIDATE NAME (Place a "X" next to the name(s) of candidate(s) elected)	TOTAL VOTES
School Board Member - 4 Year	Vote for: 3	Non-Partisan	Rebecca Moore <i>X</i>	253
	Vote for: 3	Non-Partisan	Michael A. Terry <i>X</i>	211
	Vote for: 3	Non-Partisan	Write-In (Kevin M. Rossmiller) <i>X</i>	4

We further certify that the above is a true and complete Abstract of Votes and was prepared in our presence on April 21, 2023.

*Kelly Shields*  
 \_\_\_\_\_  
 (Member of Canvassing Board)

\_\_\_\_\_  
 (Member of Canvassing Board)

*Jan Kinn*  
 \_\_\_\_\_  
 (Member of Canvassing Board)

\_\_\_\_\_  
 (Member of Canvassing Board)

*Brenda Turrell*  
 \_\_\_\_\_  
 (Member of Canvassing Board)

\_\_\_\_\_  
 (Member of Canvassing Board)

*Margaret Crouch*  
 \_\_\_\_\_  
 (Member of Canvassing Board)

\_\_\_\_\_  
 (Member of Canvassing Board)

NOTE: "Each Election Authority shall immediately transmit a signed copy or original duplicate of its complete Abstract of Votes to each election authority having jurisdiction over any of the territory of the respective political subdivision and to the State Board of Elections..." 10 ILCS 5/22-18.

OFFICIAL ELECTION RESULTS  
PRECINCT BY PRECINCT  
CONSOLIDATED GENERAL ELECTION  
APRIL 4, 2023

Date:04/18/23  
Time:15:10:34  
Page:67 of 89

SILVIS #34									
	Reg. Voters	Times Counted	Times Blank Voted	Times Over Voted	Number Of Under Votes	REBECCA MOORE		MICHAEL A. TERRY	
Jurisdiction Wide									
HAMPTON 1	170	16	0	0	11	14	37.84%	15	40.54%
HAMPTON 6	614	51	8	0	52	40	51.95%	32	41.56%
HAMPTON 7	352	22	0	0	26	19	47.50%	14	35.00%
HAMPTON 8	27	4	0	0	5	4	57.14%	3	42.86%
HAMPTON 9	277	11	0	0	15	10	55.56%	7	38.89%
HAMPTON 11	698	97	11	0	116	76	53.52%	61	42.96%
HAMPTON 12	187	17	3	0	17	13	52.00%	11	44.00%
HAMPTON 14	302	32	3	0	34	25	47.17%	23	43.40%
HAMPTON 15	486	63	6	0	70	51	50.50%	44	43.56%
HAMPTON 16	4	1	0	0	1	1	50.00%	1	50.00%
HAMPTON 17	4	0	0	0	0	0	-	0	-
Total	3121	314	31	0	347	253	50.40%	211	42.03%

**Official Election Results**  
**Write-In Candidates For April 4, 2023**

<b>Village of Andalusia</b>	<b>Total Write-ins</b>
Larry Flaherty - Trustee	2

<b>Village of Oak Grove</b>	
Michael Nowack - President	7
Nancy Endres - Trustee	6
Robert Michael Stewart - Trustee	8

<b>Robert R. Jones Public Library District</b>	
Laina Cross-Harris - 4 Year Unexpired Trustee	14

<b>Rock Island/Milan School Board</b>	
Joshua J. Behn	198
Nicole Cisne Durbin	298
Naythan James	54
Richard L. Phillis	221

<b>Silvis School Board</b>	
Kevin M. Rossmiller	4

<b>Sherrard School Board</b>	
Veronica Harleen Rosalie Sparksman	5

<b>Rock Island County Regional Board of School</b>	
Angie Normoyle - 2 Year Unexpired Trustee	191

# ABSTRACT OF VOTES

COUNTY OF ROCK ISLAND


STATE OF ILLINOIS

We, the undersigned members of the canvassing board for Rock Island County do hereby certify that on April 21, 2023 we canvassed the returns for the election held on April 4, 2023, and do proclaim that a total of 10,861 voters requested and received ballots and we do further certify that the candidates received the number of votes herein recorded.


## United Township High School #30

OFFICE		PARTY	CANDIDATE NAME (Place a "X" next to the name(s) of candidate(s) elected)	TOTAL VOTES
School Board Member - 4 Year	Vote for: 3	Non-Partisan	Sue A. Ickes <input checked="" type="checkbox"/>	2197
	Vote for: 3	Non-Partisan	Jami M Gonzalez <input checked="" type="checkbox"/>	2045
	Vote for: 3	Non-Partisan	Debra Stevenson-Patrick <input checked="" type="checkbox"/>	1963


We further certify that the above is a true and complete Abstract of Votes and was prepared in our presence on April 21, 2023.

  
 (Member of Canvassing Board)


\_\_\_\_\_  
 (Member of Canvassing Board)

  
 (Member of Canvassing Board)

\_\_\_\_\_  
 (Member of Canvassing Board)

  
 (Member of Canvassing Board)

\_\_\_\_\_  
 (Member of Canvassing Board)

  
 (Member of Canvassing Board)

\_\_\_\_\_  
 (Member of Canvassing Board)

NOTE: "Each Election Authority shall immediately transmit a signed copy or original duplicate of its complete Abstract of Votes to each election authority having jurisdiction over any of the territory of the respective political subdivision and to the State Board of Elections..." 10 ILCS 5/22-18.

OFFICIAL ELECTION RESULTS  
PRECINCT BY PRECINCT  
CONSOLIDATED GENERAL ELECTION  
APRIL 4, 2023

Date:04/18/23  
Time:15:10:34  
Page:68 of 89

UTHS #30										
	Reg. Voters	Times Counted	Times Blank Voted	Times Over Voted	Number Of Under Votes	SUE A. ICKES	JAMI M GONZALEZ	D STEVENSON-PA'		
Jurisdiction Wide										
HAMPTON 1	225	24	1	0	14	21 38.18%	18 32.73%	16 29.09%		
HAMPTON 2	591	84	17	0	39	57 35.19%	55 33.95%	50 30.86%		
HAMPTON 3	477	50	2	0	50	26 27.66%	28 29.79%	40 42.55%		
HAMPTON 4	449	35	3	0	26	21 30.00%	23 32.86%	26 37.14%		
HAMPTON 5	673	102	11	0	16	89 34.63%	83 32.30%	85 33.07%		
HAMPTON 6	614	51	5	0	29	41 37.61%	34 31.19%	34 31.19%		
HAMPTON 7	453	31	1	0	17	26 35.62%	23 31.51%	24 32.88%		
HAMPTON 8	346	32	4	0	16	24 35.29%	22 32.35%	22 32.35%		
HAMPTON 9	344	15	0	0	10	12 34.29%	12 34.29%	11 31.43%		
HAMPTON 10	821	82	13	0	14	68 35.23%	63 32.64%	62 32.12%		
HAMPTON 11	698	97	12	0	60	65 33.33%	70 35.90%	60 30.77%		
HAMPTON 12	750	80	5	0	33	67 34.90%	60 31.25%	65 33.85%		
HAMPTON 13	401	40	3	0	38	21 28.77%	25 34.25%	27 36.99%		
HAMPTON 14	991	135	12	0	57	112 35.90%	101 32.37%	99 31.73%		
HAMPTON 15	830	95	13	0	53	68 35.23%	61 31.61%	64 33.16%		
HAMPTON 16	976	81	4	0	39	62 32.29%	69 35.94%	61 31.77%		
HAMPTON 17	977	130	13	0	69	92 32.62%	104 36.88%	86 30.50%		
SO MOLINE 1	657	81	4	0	48	64 34.97%	60 32.79%	59 32.24%		
SO MOLINE 2	738	111	23	0	73	77 40.31%	58 30.37%	56 29.32%		
SO MOLINE 3	423	44	7	0	18	31 33.33%	28 30.11%	34 36.56%		
SO MOLINE 4	108	8	0	0	4	6 30.00%	8 40.00%	6 30.00%		
SO MOLINE 10	647	97	9	0	76	67 35.64%	60 31.91%	61 32.45%		
SO MOLINE 11	407	47	5	0	28	38 38.78%	33 33.67%	27 27.55%		
SO MOLINE 12	479	53	3	0	26	45 36.29%	41 33.06%	38 30.65%		
SO MOLINE 14	568	56	6	0	27	46 37.40%	40 32.52%	37 30.08%		
SO MOLINE 15	524	96	9	0	44	81 37.33%	68 31.34%	68 31.34%		
SO MOLINE 16	747	109	8	0	40	95 36.12%	83 31.56%	85 32.32%		
SO MOLINE 17	973	179	20	0	88	141 36.25%	126 32.39%	122 31.36%		
SO MOLINE 18	880	155	22	0	75	116 35.80%	109 33.64%	99 30.56%		
SO MOLINE 21	56	8	1	0	3	6 33.33%	6 33.33%	6 33.33%		
SO MOLINE 27	830	180	19	0	93	144 36.92%	127 32.56%	119 30.51%		
SO MOLINE 28	366	39	6	0	12	30 34.48%	28 32.18%	29 33.33%		
SO MOLINE 29	534	88	10	0	40	69 35.57%	68 35.05%	57 29.38%		
Total	19553	2515	271	0	1275	1928 35.33%	1794 32.88%	1735 31.79%		

VOTES PERCENT

VOTES PERCENT

01 = BALLOTS CAST

433

MEMBERS OF THE BOARD OF EDUCATION

UNITED TOWNSHIP HIGH SCHOOL DISTRICT N

(VOTE FOR) 3

02 = SUE A. ICKES

269 35.96

03 = JAMI M GONZALEZ

251 33.56

04 = DEBRA STEVENSON-PATTRICK

228 30.48

	01	02	03	04
0006 COLONA 1	3	2	3	2
0007 COLONA 2	80	56	51	48
0008 COLONA 3	103	66	59	55
0009 COLONA 4	157	96	93	84
0010 COLONA 5	90	49	45	39



ABSTRACT OF VOTES

COUNTY OF ROCK ISLAND


STATE OF ILLINOIS


We, the undersigned members of the canvassing board for Rock Island County do hereby certify that on April 21, 2023 we canvassed the returns for the election held on April 4, 2023, and do proclaim that a total of 10,861 voters requested and received ballots and we do further certify that the candidates received the number of votes herein recorded.


Black Hawk College #503

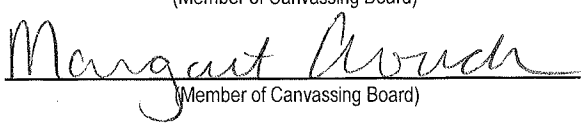
OFFICE		PARTY	CANDIDATE NAME (Place a "X" next to the name(s) of candidate(s) elected)	TOTAL VOTES
Trustee - Unexp. 4 Year	Vote for: 1	Non-Partisan	Christian JacksonX	14994
Trustee - 6 Year	Vote for: 2	Non-Partisan	Samantha GangeX	9129
	Vote for: 2	Non-Partisan	Jon A. Looney	4932
	Vote for: 2	Non-Partisan	David DyerX	7382
	Vote for: 2	Non-Partisan	Steven Spivey	7306

We further certify that the above is a true and complete Abstract of Votes and was prepared in our presence on April 21, 2023.

  
(Member of Canvassing Board)

  
(Member of Canvassing Board)

  
(Member of Canvassing Board)

  
(Member of Canvassing Board)

---

  
(Member of Canvassing Board)

---

  
(Member of Canvassing Board)

---

  
(Member of Canvassing Board)

---

  
(Member of Canvassing Board)

NOTE: "Each Election Authority shall immediately transmit a signed copy or original duplicate of its complete Abstract of Votes to each election authority having jurisdiction over any of the territory of the respective political subdivision and to the State Board of Elections..." 10 ILCS 5/22-18.

OFFICIAL ELECTION RESULTS  
PRECINCT BY PRECINCT  
CONSOLIDATED GENERAL ELECTION  
APRIL 4, 2023

Date:04/18/23  
Time:15:10:34  
Page:69 of 89

BLACK HAWK COLLEGE #503 4 YR

	Reg. Voters	Times Counted	Times Blank Voted	Times Over Voted	Number Of Under Votes	CHRISTIAN JACKSON
Jurisdiction Wide						
CORDOVA	629	131	50	0	0	81 100.00%
COE	1303	240	79	0	0	161 100.00%
CANOE CREEK	342	34	8	0	0	26 100.00%
ZUMA	543	67	17	0	0	50 100.00%
PORT BYRON	965	164	49	0	0	115 100.00%
HAMPTON 1	1171	213	48	0	0	165 100.00%
HAMPTON 2	874	126	34	0	0	92 100.00%
HAMPTON 3	477	50	12	0	0	38 100.00%
HAMPTON 4	449	35	5	0	0	30 100.00%
HAMPTON 5	673	102	15	0	0	87 100.00%
HAMPTON 6	614	51	8	0	0	43 100.00%
HAMPTON 7	453	31	0	0	0	31 100.00%
HAMPTON 8	346	32	6	0	0	26 100.00%
HAMPTON 9	344	15	2	0	0	13 100.00%
HAMPTON 10	821	82	15	0	0	67 100.00%
HAMPTON 11	698	97	15	0	0	82 100.00%
HAMPTON 12	750	80	11	0	0	69 100.00%
HAMPTON 13	401	40	5	0	0	35 100.00%
HAMPTON 14	991	135	26	0	0	109 100.00%
HAMPTON 15	830	95	16	0	0	79 100.00%
HAMPTON 16	976	81	9	0	0	72 100.00%
HAMPTON 17	988	135	29	0	0	106 100.00%
SO MOLINE 1	657	81	9	0	0	72 100.00%
SO MOLINE 2	738	111	36	0	0	75 100.00%
SO MOLINE 3	434	45	7	0	0	38 100.00%
SO MOLINE 4	1399	187	47	0	0	140 100.00%
SO MOLINE 5	571	52	6	0	0	46 100.00%
SO MOLINE 6	826	103	28	0	0	75 100.00%
SO MOLINE 7	946	92	22	0	0	70 100.00%
SO MOLINE 8	759	98	20	0	0	78 100.00%
SO MOLINE 9	1023	184	41	0	0	143 100.00%
SO MOLINE 10	647	97	22	0	0	75 100.00%
SO MOLINE 11	1038	135	36	0	0	99 100.00%
SO MOLINE 12	479	53	6	0	0	47 100.00%
SO MOLINE 13	1021	133	23	0	0	110 100.00%
SO MOLINE 14	568	56	13	0	0	43 100.00%
SO MOLINE 15	524	96	16	0	0	80 100.00%
SO MOLINE 16	747	109	16	0	0	93 100.00%
SO MOLINE 17	973	179	29	0	0	150 100.00%
SO MOLINE 18	880	155	32	0	0	123 100.00%
SO MOLINE 19	867	44	6	0	0	38 100.00%
SO MOLINE 20	721	141	21	0	0	120 100.00%
SO MOLINE 21	480	66	15	0	0	51 100.00%
SO MOLINE 22	786	71	13	0	0	58 100.00%
SO MOLINE 23	539	33	5	0	0	28 100.00%
SO MOLINE 24	672	43	5	0	0	38 100.00%
SO MOLINE 25	456	75	22	0	0	53 100.00%
SO MOLINE 26	447	42	9	0	0	33 100.00%
SO MOLINE 27	830	180	37	0	0	143 100.00%
SO MOLINE 28	776	102	29	0	0	73 100.00%
SO MOLINE 29	1175	163	36	0	0	127 100.00%
MOLINE 1	540	68	13	0	0	55 100.00%
MOLINE 2	673	55	11	0	0	44 100.00%
MOLINE 3	881	79	14	0	0	65 100.00%
MOLINE 4	756	110	18	0	0	92 100.00%
MOLINE 5	741	70	14	0	0	56 100.00%
MOLINE 6	636	24	8	0	0	16 100.00%
MOLINE 7	560	31	5	0	0	26 100.00%
MOLINE 8	573	47	9	0	0	38 100.00%
MOLINE 9	697	109	33	0	0	76 100.00%

OFFICIAL ELECTION RESULTS  
PRECINCT BY PRECINCT  
CONSOLIDATED GENERAL ELECTION  
APRIL 4, 2023

Date:04/18/23  
Time:15:10:34  
Page:70 of 89

BLACK HAWK COLLEGE #503 4 YR						
	Reg. Voters	Times Counted	Times Blank Voted	Times Over Voted	Number Of Under Votes	CHRISTIAN JACKSON
MOLINE 10	720	37	7	0	0	30 100.00%
MOLINE 11	760	59	9	0	0	50 100.00%
MOLINE 12	410	10	1	0	0	9 100.00%
MOLINE 13	651	59	11	0	0	48 100.00%
MOLINE 14	347	20	4	0	0	16 100.00%
MOLINE 15	592	63	12	0	0	51 100.00%
MOLINE 16	728	83	16	0	0	67 100.00%
MOLINE 17	586	49	11	0	0	38 100.00%
MOLINE 18	687	74	15	0	0	59 100.00%
MOLINE 19	405	28	6	0	0	22 100.00%
MOLINE 20	672	92	19	0	0	73 100.00%
ROCK ISLAND 1	429	20	2	0	0	18 100.00%
ROCK ISLAND 2	227	18	2	0	0	16 100.00%
ROCK ISLAND 3	468	26	4	0	0	22 100.00%
ROCK ISLAND 4	198	6	1	0	0	5 100.00%
ROCK ISLAND 5	637	13	2	0	0	11 100.00%
ROCK ISLAND 6	618	53	7	0	0	46 100.00%
ROCK ISLAND 7	436	35	5	0	0	30 100.00%
ROCK ISLAND 8	335	32	10	0	0	22 100.00%
ROCK ISLAND 9	636	31	3	0	0	28 100.00%
ROCK ISLAND 10	832	82	19	0	0	63 100.00%
ROCK ISLAND 11	206	32	5	0	0	27 100.00%
ROCK ISLAND 12	431	37	8	0	0	29 100.00%
ROCK ISLAND 13	363	41	7	0	0	34 100.00%
ROCK ISLAND 14	534	47	8	0	0	39 100.00%
ROCK ISLAND 15	763	72	18	0	0	54 100.00%
SO ROCK ISLAND 1	634	38	6	0	0	32 100.00%
SO ROCK ISLAND 2	541	31	3	0	0	28 100.00%
SO ROCK ISLAND 3	962	121	17	0	0	104 100.00%
SO ROCK ISLAND 4	837	99	18	0	0	81 100.00%
SO ROCK ISLAND 5	848	118	20	0	0	98 100.00%
SO ROCK ISLAND 6	783	110	27	0	0	83 100.00%
SO ROCK ISLAND 7	605	77	13	0	0	64 100.00%
SO ROCK ISLAND 8	811	117	26	0	0	91 100.00%
SO ROCK ISLAND 9	568	66	12	0	0	54 100.00%
SO ROCK ISLAND 10	767	111	21	0	0	90 100.00%
SO ROCK ISLAND 11	779	151	45	0	0	106 100.00%
SO ROCK ISLAND 12	1006	153	21	0	0	132 100.00%
SO ROCK ISLAND 13	900	115	16	0	0	99 100.00%
SO ROCK ISLAND 14	793	96	29	0	0	67 100.00%
SO ROCK ISLAND 15	567	33	5	0	0	28 100.00%
SO ROCK ISLAND 16	325	21	2	0	0	19 100.00%
BLACKHAWK 1	529	38	4	0	0	34 100.00%
BLACKHAWK 2	520	37	4	0	0	33 100.00%
BLACKHAWK 3	1612	190	26	0	0	164 100.00%
BLACKHAWK 4	977	148	35	0	0	113 100.00%
BLACKHAWK 5	518	31	8	0	0	23 100.00%
BLACKHAWK 6	868	58	13	0	0	45 100.00%
BLACKHAWK 7	1156	112	8	0	0	104 100.00%
COAL VALLEY 1	838	134	35	0	0	99 100.00%
COAL VALLEY 2	649	53	9	0	0	44 100.00%
COAL VALLEY 3	1670	260	67	0	0	193 100.00%
RURAL	745	145	53	0	0	92 100.00%
BOWLING 1	1449	319	104	0	0	215 100.00%
BOWLING 2	971	152	34	0	0	118 100.00%
EDGINGTON 1	558	176	63	0	0	113 100.00%
EDGINGTON 2	446	135	45	0	0	90 100.00%
ANDALUSIA	1730	486	170	0	0	316 100.00%
BUFFALO PRAIRIE	577	133	62	0	0	71 100.00%
DRURY	538	123	47	0	0	76 100.00%
Total	85422	10861	2471	0	0	8390 100.00%

## SUMMARY REPT-GROUP DETAIL

CONSOLIDATED ELECTION  
APRIL 4, 2023  
MERCER COUNTY, ILLINOIS

OFFICIAL

RUN DATE:04/19/23 02:25 PM

REPORT-EL45A PAGE 005

	TOTAL VOTES	%	ELECTION DAY	EV/VBM	VOTE CENTER
MERCER CO.SD 404 BD.MBR					
VOTE FOR 3					
MARIO PAULEY . . . . .	530	15.28	424	100	6
WILLIAM J. SMOCK . . . . .	657	18.94	464	190	3
JASON CRAWFORD. . . . .	535	15.43	377	154	4
LORI NELSON. . . . .	628	18.11	431	195	2
JACOB LOWER. . . . .	650	18.74	488	158	4
MICHAEL BOWNS . . . . .	468	13.49	372	94	2
ROCKRIDGE CUSD 300 BD.MBR-UNEX.2YR					
VOTE FOR 1					
LORRI LUND . . . . .	6	23.08	3	3	0
RYAN MORFORD . . . . .	20	76.92	16	4	0
ROCKRIDGE CUSD 300 BD.MBR-4YR					
VOTE FOR 3					
ERIC O. JOHNSON . . . . .	12	19.35	5	7	0
DEREK W. WORKMAN . . . . .	17	27.42	14	3	0
AMY RYSER . . . . .	19	30.65	15	4	0
DRUE KAMPMANN . . . . .	14	22.58	13	1	0
SHERRARD CUSD 200 BD.MBR					
VOTE FOR 3					
RHYS E FULLERLOVE. . . . .	549	26.90	402	147	0
SUSAN LYON . . . . .	587	28.76	412	175	0
TROY D WOLFORD. . . . .	528	25.87	385	142	1
AARON "A.A.RON" JOHNSON. . . . .	348	17.05	251	96	1
WRITE-IN. . . . .	29	1.42	21	7	1
UNITED CUSD 304 BD.MBR					
VOTE FOR 3					
ALEX BAKER . . . . .	53	12.07	38	15	0
JOEL JOHNSON . . . . .	119	27.11	95	24	0
TINA GUILD . . . . .	56	12.76	43	13	0
SCOTT CAMPBELL. . . . .	78	17.77	64	14	0
CHRIS MENGE. . . . .	21	4.78	15	6	0
JOSEPH EUGENE GRODJESK . . . . .	112	25.51	95	17	0
BLACK HAWK CCD 503 TRUSTEES-6YR					
VOTE FOR 2					
SAMANTHA GANGE. . . . .	791	27.93	520	269	2
JON A. LOONEY . . . . .	354	12.50	249	104	1
DAVID DYER . . . . .	534	18.86	399	133	2
STEVEN SPIVEY . . . . .	1,153	40.71	823	326	4
BLACK HAWK CCD 503 TRUSTEES-UNEX.4YR					
VOTE FOR 1					
CHRISTIAN JACKSON. . . . .	1,531	100.00	1,090	434	7

Statement of Votes Cast  
Knox County, IL  
Consolidated Election  
April 4, 2023

Date:04/19/23  
Time:22:37:26  
Page:3 of 3

SOVC For Jurisdiction Wide, All Counters, Blackhawk CC District No. 503  
OFFICIAL RESULTS

BLKHWK CC TRUSTEE 4UT						
	Reg. Voters	Times Counted	Total Votes	Times Over Voted	Number Of Under Votes	CHRISTIAN JACKSON
Jurisdiction Wide						
LYNN	173	27	20	0	7	20 100.00%
ONTARIO	31	7	5	0	2	5 100.00%
RIO TWP	51	4	4	0	0	4 100.00%
Total	255	38	29	0	9	29 100.00%

## JURISDICTIONAL CANVASS

RUN DATE:04/18/23 02:06 PM

BLACK HAWK COLLEGE DISTR  
APRIL 4, 2023  
HENRY COUNTY, ILLINOIS

## OFFICIAL RESULTS

REPORT-EL86 PAGE 001

01 = BALLOTS CAST  
TRUSTEES OF THE COMMUNITY COLLEGE DISTRICT  
BLACK HAWK COLLEGE DISTRICT NO. 503  
(VOTE FOR) 2

02 = SAMANTHA GANGE  
03 = JON A. LOONEY  
04 = DAVID DYER  
05 = STEVEN SPIVEY

VOTES PERCENT

5,552

TRUSTEES OF THE COMMUNITY COLLEGE DISTRICT  
BLACK HAWK COLLEGE DISTRICT NO. 503  
(VOTE FOR) 1

06 = CHRISTIAN JACKSON

VOTES PERCENT

4,433 100.00

2,140 25.37  
1,816 21.53  
2,085 24.72  
2,394 28.38

	01	02	03	04	05	06
--	----	----	----	----	----	----

0001 HANNA 1	123	50	31	46	32	91
0002 HANNA 2	126	55	28	46	54	93
0003 PHENIX	182	78	42	61	77	144
0004 LORAINE	48	16	8	18	28	36
0005 YORKTOWN	39	18	14	8	18	29
0006 COLONA 1	193	70	53	65	64	120
0007 COLONA 2	117	55	29	43	48	91
0008 COLONA 3	103	38	31	39	28	73
0009 COLONA 4	157	70	37	46	44	109
0010 COLONA 5	247	114	57	91	79	174
0011 EDFORD	71	24	20	31	38	61
0012 GENESEO 1	271	120	57	92	104	225
0013 GENESEO 2	172	70	29	67	68	133
0014 GENESEO 3	95	48	15	41	42	73
0015 GENESEO 4	308	131	42	132	134	255
0016 GENESEO 5	315	113	68	96	123	228
0017 GENESEO 6	216	74	39	74	87	156
0018 ATKINSON	130	54	42	51	66	109
0019 ALBA	19	5	9	6	12	17
0020 WESTERN 1	97	48	25	29	43	80
0021 WESTERN 2	127	54	32	46	58	104
0022 WESTERN 3	98	37	27	36	39	79
0023 OSCO	38	14	9	11	25	28
0024 MUNSON	56	17	14	13	29	39
0025 CORNWALL	33	11	11	8	23	25
0026 ANNAWAN	76	24	40	12	50	67
0027 LYNN	69	28	19	18	43	53
0028 ANDOVER	61	26	14	26	35	50
0029 CAMBRIDGE 1	69	33	25	25	44	62
0030 CAMBRIDGE 2	57	23	15	20	42	51
0031 BURNS	28	9	12	10	20	26
0032 KEWANEE 1	45	18	26	13	21	40
0033 KEWANEE 2	51	17	39	15	19	49
0034 KEWANEE 3	71	15	53	19	29	58
0035 KEWANEE 4	39	11	31	12	18	38
0036 KEWANEE 5	24	6	16	11	10	23
0037 KEWANEE 6	26	6	19	7	13	24
0038 KEWANEE 7	30	8	19	8	15	24
0039 KEWANEE 8	57	14	41	17	28	49
0040 KEWANEE 9	58	15	37	15	26	48
0041 KEWANEE 10	49	17	36	15	21	40
0042 KEWANEE 11	79	17	58	20	36	64
0043 OXFORD	118	35	33	30	94	91
0044 CLOVER	117	37	27	30	91	98
0045 WELLER	57	23	15	35	25	49
0046 GALVA 1	187	92	44	144	44	163
0047 GALVA 2	124	63	27	85	37	101
0048 GALVA 3	251	118	62	184	78	202
0049 WETHERSFIELD 1	114	29	97	27	52	106

JURISDICTIONAL CANVASS

RUN DATE:04/18/23 10:07 AM

CCD 503  
APRIL 4, 2023 CONSOLIDATED  
HENDERSON COUNTY, ILLINOIS

OFFICIAL RESULTS

	VOTES	PERCENT		VOTES	PERCENT	
01 = BALLOTS CAST	4		TRUSTEE (UNEX.4YR) BLACK HAWK CCD 503			
TRUSTEE (6YR) BLACK HAWK CCD 503			(VOTE FOR) 1			
(VOTE FOR) 2			06 = CHRISTIAN JACKSON	4	100.00	
02 = SAMANTHA GANGE	3	42.86				
03 = JON A. LOONEY	2	28.57				
04 = DAVID DYER	0					
05 = STEVEN SPIVEY	2	28.57				
	01	02	03	04	05	06
	4	3	2	0	2	4

0005 BALD BLUFF

JURISDICTIONAL CANVASS

RUN DATE:04/19/23 10:40 AM

APRIL 4, 2023  
MARSHALL COUNTY, ILLINOIS

OFFICIAL RESULTS

VOTES PERCENT

VOTES PERCENT

01 = BALLOTS CAST  
BLACK HAWK CCD 503 TRUSTEES-6YR  
VOTE FOR 2  
02 = SAMANTHA GANGE  
03 = JON A. LOONEY  
04 = DAVID DYER  
05 = STEVEN SPIVEY  
06 = OVER VOTES  
07 = UNDER VOTES

BLACK HAWK CCD 503 TRUSTEES-UNEX.4YR  
VOTE FOR 1  
08 = CHRISTIAN JACKSON  
09 = OVER VOTES  
10 = UNDER VOTES

01	02	03	04	05	06	07	08	09	10
0	0	0	0	0	0	0	0	0	0

0009 La PRAIRIE



JURISDICTIONAL CANVASS

RUN DATE:04/18/23 10:11 AM

APRIL 4, 2023  
STARK COUNTY, ILLINOIS

REPORT-EL86 PAGE 001

WITH 8 OF 8 PRECINCTS REPORTING

VOTES PERCENT

VOTES PERCENT

01 = BALLOTS CAST  
BLACK HAWK CCD 503 TRUSTEES-6YR  
VOTE FOR 2  
02 = SAMANTHA GANGE  
03 = JON A. LOONEY  
04 = DAVID DYER  
05 = STEVEN SPIVEY  
06 = OVER VOTES  
07 = UNDER VOTES

274  
  
122 27.11  
97 21.56  
112 24.89  
119 26.44  
2  
94

BLACK HAWK CCD 503 TRUSTEES-UNEX.4YR  
VOTE FOR 1  
08 = CHRISTIAN JACKSON  
09 = OVER VOTES  
10 = UNDER VOTES

226 100.00  
0  
47

	01	02	03	04	05	06	07	08	09	10
0001 ELMIRA	10	5	5	4	2	0	4	8	0	2
0003 GOSHEN	37	12	16	17	21	0	8	29	0	7
0004 WEST TOULON	67	31	21	32	26	0	24	52	0	15
0005 EAST TOULON	69	32	24	26	29	0	27	57	0	12
0006 PENN	10	6	3	3	4	0	4	7	0	3
0007 WEST JERSEY	10	4	5	4	7	0	0	10	0	0
0008 ESSEX	46	23	19	14	18	2	14	43	0	3
0009 VALLEY	25	9	4	12	12	0	13	20	0	5

## ABSTRACT OF VOTES

STATE OF ILLINOIS )  
COUNTY OF BUREAU ) ss.

I, Matthew S. Eggers, County Clerk of Bureau County, do hereby certify that on April 20<sup>th</sup>, 2023, I canvassed the returns of the Consolidated Election held on April 4<sup>th</sup>, 2023, and do proclaim that a total of 195 voters requested and received ballots and I do further certify that the following list of candidates each received the number of votes recorded to him or her for the office listed below.

## BLACK HAWK COLLEGE DISTRICT 503 TRUSTEE 4 YR

CANDIDATE	VOTES
CHRISTIAN JACKSON	173

I further certify that the above is a true and complete Abstract of Votes and was confirmed in my presence this 20<sup>th</sup> day of April, 2023.

Matthew S. Eggers  
MATTHEW S. EGGERS, BUREAU COUNTY CLERK

\*To see a report of the returns (votes received) by precinct, please refer to the Statement of Votes Cast-Final Canvass.

NOTE: "Each local canvassing board shall immediately transmit a signed copy or original duplicate of its complete Abstract of Votes to each election authority having jurisdiction over any of the respective political subdivision, and to the State Board of Elections..." (10 ILCS 5/22-18)



Statement of Votes Cast  
CONSOLIDATED ELECTION  
TUESDAY, APRIL 4, 2023  
WHITESIDE COUNTY, ILLINOIS  
April 4, 2023  
FINAL RESULTS

Date: 4/18/2023  
Time: 11:49:10 AM CDT  
Page 64/76

BLACK HAWK COMM COLLEGE DISTRICT NO. 503 TRUSTEE-6-YR TERM

	Reg. Voters	Total Votes	SAMANTHA GANGE	ION A. LOONEY	DAVID DYER	STEVEN SPIVEY	BLACK HAWK COMM COLLEGE DISTRICT NO. 503 TRUSTEE-4-YEAR UNEXPIRED TERM	Reg. Voters	Total Votes	CHRISTIAN JACKSON
STERLING 3	-	-	-	-	-	-	-	-	-	-
STERLING 4	-	-	-	-	-	-	-	-	-	-
STERLING 5	-	-	-	-	-	-	-	-	-	-
STERLING 6	-	-	-	-	-	-	-	-	-	-
STERLING 7	-	-	-	-	-	-	-	-	-	-
STERLING 8	-	-	-	-	-	-	-	-	-	-
STERLING 9	-	-	-	-	-	-	-	-	-	-
STERLING 10	-	-	-	-	-	-	-	-	-	-
STERLING 11	-	-	-	-	-	-	-	-	-	-
STERLING 12	-	-	-	-	-	-	-	-	-	-
STERLING 13	-	-	-	-	-	-	-	-	-	-
STERLING 14	-	-	-	-	-	-	-	-	-	-
STERLING 15	-	-	-	-	-	-	-	-	-	-
STERLING 16	-	-	-	-	-	-	-	-	-	-
STERLING 17	-	-	-	-	-	-	-	-	-	-
STERLING 18	-	-	-	-	-	-	-	-	-	-
TAMPICO 1	-	-	-	-	-	-	-	-	-	-
UNION GROVE 1	-	-	-	-	-	-	-	-	-	-
USTICK 1	-	-	-	-	-	-	-	-	-	-
Total	2344	382	138 36.13%	54 14.14%	92 24.08%	98 25.65%	2344	208	208 100.00%	

OFFICIAL ELECTION RESULTS  
PRECINCT BY PRECINCT  
CONSOLIDATED GENERAL ELECTION  
APRIL 4, 2023

Date:04/18/23  
Time:15:10:34  
Page:71 of 89

BLACK HAWK COLLEGE #503											
	Reg. Voters	Times Counted	Times Blank Voted	Times Over Voted	Number Of Under Votes	SAMANTHA GANGE	JON A. LOONEY	DAVID DYER	STEVEN SPIVEY		
Jurisdiction Wide											
CORDOVA	629	131	42	0	15	60 36.81%	23 14.11%	47 28.83%	33 20.25%		
COE	1303	240	75	0	31	95 31.77%	39 13.04%	87 29.10%	78 26.09%		
CANOE CREEK	342	34	10	0	6	17 40.48%	4 9.52%	8 19.05%	13 30.95%		
ZUMA	543	67	12	0	7	34 33.01%	18 17.48%	22 21.36%	29 28.16%		
PORT BYRON	965	164	38	0	22	82 35.65%	34 14.78%	62 26.96%	52 22.61%		
HAMPTON 1	1171	213	49	0	26	108 35.76%	41 13.58%	83 27.48%	70 23.18%		
HAMPTON 2	874	126	29	0	13	55 30.39%	30 16.57%	53 29.28%	43 23.76%		
HAMPTON 3	477	50	7	0	16	21 30.00%	10 14.29%	27 38.57%	12 17.14%		
HAMPTON 4	449	35	3	0	12	20 38.46%	10 19.23%	10 19.23%	12 23.08%		
HAMPTON 5	673	102	10	1	5	64 36.16%	30 16.95%	44 24.86%	39 22.03%		
HAMPTON 6	614	51	7	0	11	30 38.96%	14 18.18%	16 20.78%	17 22.08%		
HAMPTON 7	453	31	4	0	4	17 34.00%	5 10.00%	11 22.00%	17 34.00%		
HAMPTON 8	346	32	3	0	7	17 33.33%	10 19.61%	14 27.45%	10 19.61%		
HAMPTON 9	344	15	2	1	3	8 38.10%	5 23.81%	3 14.29%	5 23.81%		
HAMPTON 10	821	82	8	1	14	48 36.36%	16 12.12%	37 28.03%	31 23.48%		
HAMPTON 11	698	97	12	0	23	54 36.73%	22 14.97%	40 27.21%	31 21.09%		
HAMPTON 12	750	80	4	1	9	47 33.33%	21 14.89%	39 27.66%	34 24.11%		
HAMPTON 13	401	40	2	0	16	26 43.33%	4 6.67%	18 30.00%	12 20.00%		
HAMPTON 14	991	135	15	1	18	91 41.36%	36 16.36%	57 25.91%	36 16.36%		
HAMPTON 15	830	95	7	2	23	56 37.58%	18 12.08%	41 27.52%	34 22.82%		
HAMPTON 16	976	81	5	0	17	49 36.30%	16 11.85%	42 31.11%	28 20.74%		
HAMPTON 17	988	135	28	0	13	81 40.30%	20 9.95%	61 30.35%	39 19.40%		
SO MOLINE 1	657	81	3	0	21	39 28.89%	25 18.52%	43 31.85%	28 20.74%		
SO MOLINE 2	738	111	21	0	19	58 36.02%	16 9.94%	55 34.16%	32 19.88%		
SO MOLINE 3	434	45	5	1	3	24 32.00%	15 20.00%	22 29.33%	14 18.67%		
SO MOLINE 4	1399	187	28	0	24	104 35.37%	56 19.05%	81 27.55%	53 18.03%		
SO MOLINE 5	571	52	4	0	7	36 40.45%	15 16.85%	21 23.60%	17 19.10%		
SO MOLINE 6	826	103	21	0	14	54 36.00%	27 18.00%	36 24.00%	33 22.00%		
SO MOLINE 7	946	92	10	0	12	51 33.55%	25 16.45%	45 29.61%	31 20.39%		
SO MOLINE 8	759	98	13	0	10	60 37.50%	18 11.25%	45 28.13%	37 23.13%		
SO MOLINE 9	1023	184	41	0	15	93 34.32%	52 19.19%	75 27.68%	51 18.82%		
SO MOLINE 10	647	97	11	2	29	41 29.50%	19 13.67%	46 33.09%	33 23.74%		
SO MOLINE 11	1038	135	21	0	21	72 34.78%	21 10.14%	67 32.37%	47 22.71%		
SO MOLINE 12	479	53	3	0	9	25 27.47%	13 14.29%	32 35.16%	21 23.08%		
SO MOLINE 13	1021	133	20	0	16	83 39.52%	31 14.76%	55 26.19%	41 19.52%		
SO MOLINE 14	568	56	8	0	9	34 39.08%	6 6.90%	31 35.63%	16 18.39%		
SO MOLINE 15	524	96	14	0	15	48 32.21%	23 15.44%	50 33.56%	28 18.79%		
SO MOLINE 16	747	109	4	1	9	72 36.18%	26 13.07%	63 31.66%	38 19.10%		
SO MOLINE 17	973	179	22	2	28	99 35.11%	47 16.67%	83 29.43%	53 18.79%		
SO MOLINE 18	880	155	21	0	30	73 30.67%	38 15.97%	81 34.03%	46 19.33%		
SO MOLINE 19	867	44	6	0	3	30 41.10%	10 13.70%	22 30.14%	11 15.07%		
SO MOLINE 20	721	141	16	0	16	88 37.61%	29 12.39%	69 29.49%	48 20.51%		
SO MOLINE 21	480	66	8	1	11	38 36.89%	15 14.56%	33 32.04%	17 16.50%		
SO MOLINE 22	786	71	11	0	9	45 40.54%	16 14.41%	34 30.63%	16 14.41%		
SO MOLINE 23	539	33	2	0	7	20 36.36%	9 16.36%	15 27.27%	11 20.00%		
SO MOLINE 24	672	43	1	0	2	24 29.27%	12 14.63%	28 34.15%	18 21.95%		
SO MOLINE 25	456	75	17	0	10	38 35.85%	14 13.21%	32 30.19%	22 20.75%		
SO MOLINE 26	447	42	5	0	7	29 43.28%	9 13.43%	21 31.34%	8 11.94%		
SO MOLINE 27	830	180	21	0	30	84 29.17%	52 18.06%	86 29.86%	66 22.92%		
SO MOLINE 28	776	102	20	0	11	49 32.03%	29 18.95%	40 26.14%	35 22.88%		
SO MOLINE 29	1175	163	20	3	27	95 37.55%	37 14.62%	72 28.46%	49 19.37%		
MOLINE 1	540	68	8	0	6	44 38.60%	19 16.67%	28 24.56%	23 20.18%		
MOLINE 2	673	55	9	1	5	25 29.41%	12 14.12%	25 29.41%	23 27.06%		
MOLINE 3	881	79	5	0	12	53 38.97%	24 17.65%	36 26.47%	23 16.91%		
MOLINE 4	756	110	16	2	5	71 39.66%	26 14.53%	56 31.28%	26 14.53%		
MOLINE 5	741	70	11	0	6	47 41.96%	19 16.96%	29 25.89%	17 15.18%		
MOLINE 6	636	24	6	0	4	13 40.63%	5 15.63%	7 21.88%	7 21.88%		
MOLINE 7	560	31	3	0	5	16 31.37%	10 19.61%	16 31.37%	9 17.65%		
MOLINE 8	573	47	2	0	8	33 40.24%	9 10.98%	29 35.37%	11 13.41%		
MOLINE 9	697	109	26	0	13	49 32.03%	29 18.95%	44 28.76%	31 20.26%		

OFFICIAL ELECTION RESULTS  
PRECINCT BY PRECINCT  
CONSOLIDATED GENERAL ELECTION  
APRIL 4, 2023

Date:04/18/23  
Time:15:10:34  
Page:72 of 89

BLACK HAWK COLLEGE #503

	Reg. Voters	Times Counted	Times Blank Voted	Times Over Voted	Number Of Under Votes	SAMANTHA GANGE	JON A. LOONEY	DAVID DYER	STEVEN SPIVEY
MOLINE 10	720	37	4	0	6	24 40.00%	10 16.67%	15 25.00%	11 18.33%
MOLINE 11	760	59	8	0	5	35 36.08%	11 11.34%	33 34.02%	18 18.56%
MOLINE 12	410	10	1	0	1	7 41.18%	2 11.76%	5 29.41%	3 17.65%
MOLINE 13	651	59	7	1	7	30 31.58%	16 16.84%	27 28.42%	22 23.16%
MOLINE 14	347	20	2	0	3	12 36.36%	6 18.18%	11 33.33%	4 12.12%
MOLINE 15	592	63	7	0	10	34 33.33%	19 18.63%	28 27.45%	21 20.59%
MOLINE 16	728	83	13	0	6	43 32.09%	24 17.91%	34 25.37%	33 24.63%
MOLINE 17	586	49	9	0	5	25 33.33%	12 16.00%	24 32.00%	14 18.67%
MOLINE 18	687	74	7	0	8	41 32.54%	25 19.84%	39 30.95%	21 16.67%
MOLINE 19	405	28	4	0	3	21 46.67%	6 13.33%	10 22.22%	8 17.78%
MOLINE 20	672	92	10	0	8	60 38.46%	21 13.46%	50 32.05%	25 16.03%
ROCK ISLAND 1	429	20	0	0	6	19 55.88%	7 20.59%	5 14.71%	3 8.82%
ROCK ISLAND 2	227	18	0	0	6	12 40.00%	5 16.67%	8 26.67%	5 16.67%
ROCK ISLAND 3	468	26	5	0	5	18 48.65%	4 10.81%	12 32.43%	3 8.11%
ROCK ISLAND 4	198	6	0	0	0	5 41.67%	1 8.33%	2 16.67%	4 33.33%
ROCK ISLAND 5	637	13	1	0	4	8 40.00%	4 20.00%	6 30.00%	2 10.00%
ROCK ISLAND 6	618	53	5	1	3	35 38.46%	22 24.18%	25 27.47%	9 9.89%
ROCK ISLAND 7	436	35	2	0	5	26 42.62%	10 16.39%	16 26.23%	9 14.75%
ROCK ISLAND 8	335	32	5	0	4	20 40.00%	11 22.00%	13 26.00%	6 12.00%
ROCK ISLAND 9	636	31	1	0	7	17 32.08%	10 18.87%	17 32.08%	9 16.98%
ROCK ISLAND 10	832	82	11	0	14	51 39.84%	16 12.50%	29 22.66%	32 25.00%
ROCK ISLAND 11	206	32	3	0	7	18 35.29%	11 21.57%	14 27.45%	8 15.69%
ROCK ISLAND 12	431	37	6	0	8	22 40.74%	10 18.52%	15 27.78%	7 12.96%
ROCK ISLAND 13	363	41	6	0	10	28 46.67%	8 13.33%	16 26.67%	8 13.33%
ROCK ISLAND 14	534	47	5	0	14	29 41.43%	8 11.43%	19 27.14%	14 20.00%
ROCK ISLAND 15	763	72	10	0	15	46 42.20%	16 14.68%	30 27.52%	17 15.60%
SO ROCK ISLAND 1	634	38	1	2	11	22 37.29%	15 25.42%	15 25.42%	7 11.86%
SO ROCK ISLAND 2	541	31	3	0	5	24 47.06%	2 3.92%	15 29.41%	10 19.61%
SO ROCK ISLAND 3	962	121	20	1	23	77 43.50%	22 12.43%	53 29.94%	25 14.12%
SO ROCK ISLAND 4	837	99	14	0	13	64 40.76%	21 13.38%	42 26.75%	30 19.11%
SO ROCK ISLAND 5	848	118	12	1	18	85 44.27%	32 16.67%	50 26.04%	25 13.02%
SO ROCK ISLAND 6	783	110	11	1	14	77 42.31%	17 9.34%	54 29.67%	34 18.68%
SO ROCK ISLAND 7	605	77	12	0	15	48 41.74%	18 15.65%	32 27.83%	17 14.78%
SO ROCK ISLAND 8	811	117	15	0	27	69 38.98%	27 15.25%	45 25.42%	36 20.34%
SO ROCK ISLAND 9	568	66	8	1	11	36 34.95%	13 12.62%	32 31.07%	22 21.36%
SO ROCK ISLAND 10	767	111	21	0	22	61 38.61%	25 15.82%	39 24.68%	33 20.89%
SO ROCK ISLAND 11	779	151	37	0	12	82 37.96%	34 15.74%	58 26.85%	42 19.44%
SO ROCK ISLAND 12	1006	153	10	0	25	91 34.87%	50 19.16%	69 26.44%	51 19.54%
SO ROCK ISLAND 13	900	115	12	0	19	76 40.64%	30 16.04%	47 25.13%	34 18.18%
SO ROCK ISLAND 14	793	96	9	1	22	61 40.67%	28 18.67%	34 22.67%	27 18.00%
SO ROCK ISLAND 15	567	33	1	0	9	28 50.91%	8 14.55%	12 21.82%	7 12.73%
SO ROCK ISLAND 16	325	21	0	0	3	15 38.46%	5 12.82%	14 35.90%	5 12.82%
BLACKHAWK 1	529	38	2	1	5	26 40.00%	9 13.85%	16 24.62%	14 21.54%
BLACKHAWK 2	520	37	4	0	4	22 35.48%	10 16.13%	15 24.19%	15 24.19%
BLACKHAWK 3	1612	190	21	0	20	113 35.53%	55 17.30%	83 26.10%	67 21.07%
BLACKHAWK 4	977	148	32	0	18	73 34.11%	28 13.08%	64 29.91%	49 22.90%
BLACKHAWK 5	518	31	2	0	6	19 36.54%	10 19.23%	10 19.23%	13 25.00%
BLACKHAWK 6	868	58	2	0	12	40 40.00%	16 16.00%	24 24.00%	20 20.00%
BLACKHAWK 7	1156	112	7	0	14	75 38.27%	27 13.78%	50 25.51%	44 22.45%
COAL VALLEY 1	838	134	31	0	12	57 29.38%	40 20.62%	46 23.71%	51 26.29%
COAL VALLEY 2	649	53	7	1	4	30 34.88%	12 13.95%	21 24.42%	23 26.74%
COAL VALLEY 3	1670	260	62	0	30	128 34.97%	58 15.85%	100 27.32%	80 21.86%
RURAL	745	145	34	0	14	69 33.17%	37 17.79%	48 23.08%	54 25.96%
BOWLING 1	1449	319	99	1	39	116 29.07%	62 15.54%	98 24.56%	123 30.83%
BOWLING 2	971	152	29	1	27	71 32.72%	36 16.59%	44 20.28%	66 30.41%
EDGINGTON 1	558	176	72	1	27	61 34.08%	24 13.41%	40 22.35%	54 30.17%
EDGINGTON 2	446	135	41	0	23	62 37.58%	14 8.48%	36 21.82%	53 32.12%
ANDALUSIA	1730	486	178	1	78	183 34.14%	82 15.30%	146 27.24%	125 23.32%
BUFFALO PRAIRIE	577	133	67	0	20	32 28.57%	13 11.61%	31 27.68%	36 32.14%
DRURY	538	123	42	0	15	45 30.61%	19 12.93%	37 25.17%	46 31.29%
Total	85422	10861	1905	35	1586	5861 36.05%	2478 15.24%	4498 27.67%	3419 21.03%

JURISDICTIONAL CANVASS

RUN DATE:04/18/23 10:11 AM

APRIL 4, 2023

STARK COUNTY, ILLINOIS

REPORT-EL86 PAGE 001

WITH 8 OF 8 PRECINCTS REPORTING

VOTES PERCENT

VOTES PERCENT

BLACK HAWK CCD 503 TRUSTEES-UNEX.4YR

VOTE FOR 1

08 = CHRISTIAN JACKSON

09 = OVER VOTES

10 = UNDER VOTES

01 = BALLOTS CAST  
BLACK HAWK CCD 503 TRUSTEES-6YR  
VOTE FOR 2  
02 = SAMANTHA GANGE  
03 = JON A. LOONEY  
04 = DAVID DYER  
05 = STEVEN SPIVEY  
06 = OVER VOTES  
07 = UNDER VOTES

274  
122 27.11  
97 21.56  
112 24.89  
119 26.44  
2  
94

226 100.00  
0  
47

	01	02	03	04	05	06	07	08	09	10
0001 ELMIRA	10	5	5	4	2	0	4	8	0	2
0003 GOSHEN	37	12	16	17	21	0	8	29	0	7
0004 WEST TOULON	67	31	21	32	26	0	24	52	0	15
0005 EAST TOULON	69	32	24	26	29	0	27	57	0	12
0006 PENN	10	6	3	3	4	0	4	7	0	3
0007 WEST JERSEY	10	4	5	4	7	0	0	10	0	0
0008 ESSEX	46	23	19	14	18	2	14	43	0	3
0009 VALLEY	25	9	4	12	12	0	13	20	0	5

RUN DATE:04/19/23 10:40 AM

APRIL 4, 2023  
MARSHALL COUNTY, ILLINOIS

	VOTES	PERCENT
For	60	90.9
Against	6	9.1
Total	66	100.0

01 = BALLOTS CAST  
BLACK HAWK CCD 503 TRUSTEES-6YR  
VOTE FOR 2  
02 = SAMANTHA GANGE  
03 = JON A. LOONEY  
04 = DAVID DYER  
05 = STEVEN SPIVEY  
06 = OVER VOTES  
07 = UNDER VOTES

BLACK HAWK CCD 503 TRUSTEES-UNEX.4YR  
VOTE FOR 1  
08 = CHRISTIAN JACKSON  
09 = OVER VOTES  
10 = UNDER VOTES

	VOTES	PERCENT
1. <u>Mr. Hoover</u>	1,000	100
2. <u>Mr. Clegg</u>	1,000	100
3. <u>Mr. Glavin</u>	1,000	100
4. <u>Mr. Ladd</u>	1,000	100
5. <u>Mr. Nichols</u>	1,000	100
6. <u>Mr. Rosen</u>	1,000	100
7. <u>Mr. Tracy</u>	1,000	100
8. <u>Mr. Carson</u>	1,000	100
9. <u>Mr. Egan</u>	1,000	100
10. <u>Mr. Gurnea</u>	1,000	100
11. <u>Mr. Hendon</u>	1,000	100
12. <u>Mr. Mumford</u>	1,000	100
13. <u>Mr. Quinn</u>	1,000	100
14. <u>Mr. Nease</u>	1,000	100
15. <u>Mr. Gandy</u>	1,000	100
16. <u>Mr. Egan</u>	1,000	100
17. <u>Mr. Gurnea</u>	1,000	100
18. <u>Mr. Hendon</u>	1,000	100
19. <u>Mr. Mumford</u>	1,000	100
20. <u>Mr. Quinn</u>	1,000	100
21. <u>Mr. Nease</u>	1,000	100
22. <u>Mr. Gandy</u>	1,000	100
23. <u>Mr. Egan</u>	1,000	100
24. <u>Mr. Gurnea</u>	1,000	100
25. <u>Mr. Hendon</u>	1,000	100
26. <u>Mr. Mumford</u>	1,000	100
27. <u>Mr. Quinn</u>	1,000	100
28. <u>Mr. Nease</u>	1,000	100
29. <u>Mr. Gandy</u>	1,000	100
30. <u>Mr. Egan</u>	1,000	100
31. <u>Mr. Gurnea</u>	1,000	100
32. <u>Mr. Hendon</u>	1,000	100
33. <u>Mr. Mumford</u>	1,000	100
34. <u>Mr. Quinn</u>	1,000	100
35. <u>Mr. Nease</u>	1,000	100
36. <u>Mr. Gandy</u>	1,000	100
37. <u>Mr. Egan</u>	1,000	100
38. <u>Mr. Gurnea</u>	1,000	100
39. <u>Mr. Hendon</u>	1,000	100
40. <u>Mr. Mumford</u>	1,000	100
41. <u>Mr. Quinn</u>	1,000	100
42. <u>Mr. Nease</u>	1,000	100
43. <u>Mr. Gandy</u>	1,000	100
44. <u>Mr. Egan</u>	1,000	100
45. <u>Mr. Gurnea</u>	1,000	100
46. <u>Mr. Hendon</u>	1,000	100
47. <u>Mr. Mumford</u>	1,000	100
48. <u>Mr. Quinn</u>	1,000	100
49. <u>Mr. Nease</u>	1,000	100
50. <u>Mr. Gandy</u>	1,000	100

000

0009 La PRAIRIE

[illegible]



JURISDICTIONAL CANVASS

RUN DATE:04/18/23 10:07 AM

CCD 503  
APRIL 4, 2023 CONSOLIDATED  
HENDERSON COUNTY, ILLINOIS

OFFICIAL RESULTS

	VOTES	PERCENT		VOTES	PERCENT
01 = BALLOTS CAST	4		TRUSTEE (UNEX.4YR) BLACK HAWK CCD 503		
TRUSTEE (6YR) BLACK HAWK CCD 503			(VOTE FOR) 1		
(VOTE FOR) 2			06 = CHRISTIAN JACKSON	4	100.00
02 = SAMANTHA GANGE	3	42.86			
03 = JON A. LOONEY	2	28.57			
04 = DAVID DYER	0				
05 = STEVEN SPIVEY	2	28.57			

0005 BALD BLUFF

01	02	03	04	05	06
4	3	2	0	2	4

Date: 4/18/2023  
Time: 11:49:10 AM CDT  
Page 63/76

BLACK HAWK COMM  
COLLEGE DISTRICT NO. 503

Jurisdiction Wide										TRUSTEE 4-YEAR COLLEGE DISTRICT NO. 503				
	Reg. Voters	Total Votes	SAMANTHA GANGE		JON A. LOONEY		DAVID DYER		STEVEN SPIVEY		Reg. Voters	Total Votes	CHRISTIAN JACKSON	
ALBANY 1	96	4	1	25.00%	0	-	2	50.00%	1	25.00%	96	3	3	100.00%
CLYDE 1	-	-	-	-	-	-	-	-	-	-	-	-	-	-
COLOMA 1	-	-	-	-	-	-	-	-	-	-	-	-	-	-
COLOMA 2	-	-	-	-	-	-	-	-	-	-	-	-	-	-
COLOMA 3	-	-	-	-	-	-	-	-	-	-	-	-	-	-
COLOMA 4	-	-	-	-	-	-	-	-	-	-	-	-	-	-
COLOMA 5	-	-	-	-	-	-	-	-	-	-	-	-	-	-
COLOMA 6	-	-	-	-	-	-	-	-	-	-	-	-	-	-
COLOMA 7	-	-	-	-	-	-	-	-	-	-	-	-	-	-
COLOMA 8	-	-	-	-	-	-	-	-	-	-	-	-	-	-
COLOMA 9	-	-	-	-	-	-	-	-	-	-	-	-	-	-
COLOMA 10	-	-	-	-	-	-	-	-	-	-	-	-	-	-
ERIE 1	781	142	52	36.62%	21	14.79%	34	23.94%	35	24.65%	781	78	78	100.00%
ERIE 2	519	141	49	34.75%	23	16.31%	32	22.70%	37	26.24%	519	75	75	100.00%
FENTON 1	401	24	11	45.83%	2	8.33%	5	20.83%	6	25.00%	401	13	13	100.00%
FULTON 1	-	-	-	-	-	-	-	-	-	-	-	-	-	-
FULTON 2	-	-	-	-	-	-	-	-	-	-	-	-	-	-
FULTON 3	-	-	-	-	-	-	-	-	-	-	-	-	-	-
FULTON 4	-	-	-	-	-	-	-	-	-	-	-	-	-	-
GARDEN PLAIN 1	-	-	-	-	-	-	-	-	-	-	-	-	-	-
GENESEE 1	-	-	-	-	-	-	-	-	-	-	-	-	-	-
HAHNAMAN 1	-	-	-	-	-	-	-	-	-	-	-	-	-	-
HOPKINS 1	-	-	-	-	-	-	-	-	-	-	-	-	-	-
HOPKINS 2	-	-	-	-	-	-	-	-	-	-	-	-	-	-
HUME 1	-	-	-	-	-	-	-	-	-	-	-	-	-	-
JORDAN 1	-	-	-	-	-	-	-	-	-	-	-	-	-	-
LYNDON 1	-	-	-	-	-	-	-	-	-	-	-	-	-	-
MONTMORENCY 1	-	-	-	-	-	-	-	-	-	-	-	-	-	-
MONTMORENCY 2	-	-	-	-	-	-	-	-	-	-	-	-	-	-
MT. PLEASANT 1	-	-	-	-	-	-	-	-	-	-	-	-	-	-
MT. PLEASANT 2	-	-	-	-	-	-	-	-	-	-	-	-	-	-
MT. PLEASANT 3	-	-	-	-	-	-	-	-	-	-	-	-	-	-
MT. PLEASANT 4	-	-	-	-	-	-	-	-	-	-	-	-	-	-
MT. PLEASANT 5	-	-	-	-	-	-	-	-	-	-	-	-	-	-
NEWTON 1	335	19	7	36.84%	1	5.26%	7	36.84%	4	21.05%	335	10	10	100.00%
PORTLAND 1	212	52	18	34.62%	7	13.46%	12	23.08%	15	28.85%	212	29	29	100.00%
PROPHETSTOWN 1	-	-	-	-	-	-	-	-	-	-	-	-	-	-
PROPHETSTOWN 2	-	-	-	-	-	-	-	-	-	-	-	-	-	-
PROPHETSTOWN 3	-	-	-	-	-	-	-	-	-	-	-	-	-	-
STERLING 1	-	-	-	-	-	-	-	-	-	-	-	-	-	-
STERLING 2	-	-	-	-	-	-	-	-	-	-	-	-	-	-

Statement of Votes Cast  
CONSOLIDATED ELECTION  
TUESDAY, APRIL 4, 2023  
WHITESIDE COUNTY, ILLINOIS  
April 4, 2023  
FINAL RESULTS

Date: 4/18/2023  
Time: 11:49:10 AM CDT  
Page 64/76

BLACK HAWK COMM COLLEGE DISTRICT NO. 503 TRUSTEE-6-YR TERM

	Reg. Voters	Total Votes	SAMANTHA GANGE	JON A. LOONEY	DAVID DYER	STEVEN SPIVEY	Reg. Voters	Total Votes	CHRISTIAN JACKSON
STERLING 3	-	-	-	-	-	-	-	-	-
STERLING 4	-	-	-	-	-	-	-	-	-
STERLING 5	-	-	-	-	-	-	-	-	-
STERLING 6	-	-	-	-	-	-	-	-	-
STERLING 7	-	-	-	-	-	-	-	-	-
STERLING 8	-	-	-	-	-	-	-	-	-
STERLING 9	-	-	-	-	-	-	-	-	-
STERLING 10	-	-	-	-	-	-	-	-	-
STERLING 11	-	-	-	-	-	-	-	-	-
STERLING 12	-	-	-	-	-	-	-	-	-
STERLING 13	-	-	-	-	-	-	-	-	-
STERLING 14	-	-	-	-	-	-	-	-	-
STERLING 15	-	-	-	-	-	-	-	-	-
STERLING 16	-	-	-	-	-	-	-	-	-
STERLING 17	-	-	-	-	-	-	-	-	-
STERLING 18	-	-	-	-	-	-	-	-	-
TAMPICO 1	-	-	-	-	-	-	-	-	-
UNION GROVE 1	-	-	-	-	-	-	-	-	-
USTICK 1	-	-	-	-	-	-	-	-	-
Total	2344	382	138 36.13%	64 14.14%	92 24.08%	68 25.65%	2344	208	208 100.00%

BLACK HAWK COMM COLLEGE DISTRICT NO. 503 TRUSTEE-4-YEAR UNEXPIRED TERM

RUN DATE:04/19/23 02:25 PM

REPORT-EL45A PAGE 005

	TOTAL VOTES	%	ELECTION DAY	EV/VBM	VOTE CENTER
MERCER CO.SD 404 BD.MBR					
VOTE FOR 3					
MARIO PAULEY . . . . .	530	15.28	424	100	6
WILLIAM J. SMOCK . . . . .	657	18.94	464	190	3
JASON CRAWFORD . . . . .	535	15.43	377	154	4
LORI NELSON . . . . .	628	18.11	431	195	2
JACOB LOWER . . . . .	650	18.74	488	158	4
MICHAEL BOWNS . . . . .	468	13.49	372	94	2

## ROCKRIDGE CUSD 300 BD.MBR-UNEX.2YR

VOTE FOR 1					
LORRI LUND . . . . .	6	23.08	3	3	0
RYAN MORFORD . . . . .	20	76.92	16	4	0

## ROCKRIDGE CUSD 300 BD.MBR-4YR

VOTE FOR 3					
ERIC O. JOHNSON . . . . .	12	19.35	5	7	0
DEREK W. WORKMAN . . . . .	17	27.42	14	3	0
AMY RYSER . . . . .	19	30.65	15	4	0
DRUE KAMPMANN . . . . .	14	22.58	13	1	0

## SHERRARD CUSD 200 BD.MBR

VOTE FOR 3					
RHYS E FULLERLOVE . . . . .	549	26.90	402	147	0
SUSAN LYON . . . . .	587	28.76	412	175	0
TROY D WOLFORD . . . . .	528	25.87	385	142	1
AARON "A.A.RON" JOHNSON . . . . .	348	17.05	251	96	1
WRITE-IN . . . . .	29	1.42	21	7	1

## UNITED CUSD 304 BD.MBR

VOTE FOR 3					
ALEX BAKER . . . . .	53	12.07	38	15	0
JOEL JOHNSON . . . . .	119	27.11	95	24	0
TINA GUILD . . . . .	56	12.76	43	13	0
SCOTT CAMPBELL . . . . .	78	17.77	64	14	0
CHRIS MENGE . . . . .	21	4.78	15	6	0
JOSEPH EUGENE GRODJESK . . . . .	112	25.51	95	17	0

## BLACK HAWK CCD 503 TRUSTEES-6YR

VOTE FOR 2					
SAMANTHA GANGE . . . . .	791	27.93	520	269	2
JON A. LOONEY . . . . .	354	12.50	249	104	1
DAVID DYER . . . . .	534	18.86	399	133	2
STEVEN SPIVEY . . . . .	1,153	40.71	823	326	4

## BLACK HAWK CCD 503 TRUSTEES-UNEX.4YR

VOTE FOR 1					
CHRISTIAN JACKSON . . . . .	1,531	100.00	1,090	434	7

Statement of Votes Cast  
Knox County, IL  
Consolidated Election  
April 4, 2023

Date:04/19/23  
Time:22:37:26  
Page:2 of 3

SOVC For Jurisdiction Wide, All Counters, Blackhawk CC District No. 503  
OFFICIAL RESULTS

	BLKHWK CC TRUSTEE												
	Reg. Voters	Times Counted	Total Votes	Times Over Voted	Number Of Under Votes	SAMANTHA GANGE		JON A. LOONEY		DAVID DYER		STEVEN SPIVEY	
Jurisdiction Wide													
LYNN	173	27	47	1	5	11	23.40%	12	25.53%	17	36.17%	7	14.89%
ONTARIO	31	7	8	0	6	0	0.00%	0	0.00%	3	37.50%	5	62.50%
RJO TWP	51	4	7	0	1	2	28.57%	0	0.00%	1	14.29%	4	57.14%
Total	255	38	62	1	12	13	20.97%	12	19.35%	21	33.87%	16	25.81%

## ABSTRACT OF VOTES

STATE OF ILLINOIS                                 )  
COUNTY OF BUREAU                             ) ss.

I, Matthew S. Eggers, County Clerk of Bureau County, do hereby certify that on April 20<sup>th</sup>, 2023, I canvassed the returns of the Consolidated Election held on April 4<sup>th</sup>, 2023, and do proclaim that a total of 195 voters requested and received ballots and I do further certify that the following list of candidates each received the number of votes recorded to him or her for the office listed below.

### BLACK HAWK COLLEGE DISTRICT 503 TRUSTEE 6 YR

CANDIDATE	VOTES
SAMANTHA GANGE	61
JON A. LOONEY	119
DAVID DYER	40
STEVEN SPIVEY	105

I further certify that the above is a true and complete Abstract of Votes and was confirmed in my presence this 20<sup>th</sup> day of April, 2023.



MATTHEW S. EGGERS, BUREAU COUNTY CLERK

\*To see a report of the returns (votes received) by precinct, please refer to the Statement of Votes Cast-Final Canvass.

NOTE: "Each local canvassing board shall immediately transmit a signed copy or original duplicate of its complete Abstract of Votes to each election authority having jurisdiction over any of the respective political subdivision, and to the State Board of Elections..." (10 ILCS 5/22-18)

JURISDICTIONAL CANVASS

RUN DATE:04/18/23 02:06 PM

BLACK HAWK COLLEGE DISTR  
APRIL 4, 2023  
HENRY COUNTY, ILLINOIS

OFFICIAL RESULTS

REPORT-EL86 PAGE 002

01 = BALLOTS CAST  
TRUSTEES OF THE COMMUNITY COLLEGE DISTRICT  
BLACK HAWK COLLEGE DISTRICT NO. 503  
(VOTE FOR) 2

02 = SAMANTHA GANGE  
03 = JON A. LOONEY  
04 = DAVID DYER  
05 = STEVEN SPIVEY

VOTES PERCENT

5.552

TRUSTEES OF THE COMMUNITY COLLEGE DISTRICT  
BLACK HAWK COLLEGE DISTRICT NO. 503  
(VOTE FOR) 1  
06 = CHRISTIAN JACKSON

VOTES PERCENT

4,433 100.00

2,140 25.37  
1,816 21.53  
2,085 24.72  
2,394 28.38

(CONTINUED FROM PREVIOUS PAGE)

	01	02	03	04	05	06
0050 WETHERSFIELD 2	94	24	72	31	37	85
0051 WETHERSFIELD 3	73	11	60	15	39	68
0052 WETHERSFIELD 4	147	37	110	45	64	132

**ABSTRACT OF VOTES**

COUNTY OF ROCK ISLAND


STATE OF ILLINOIS

We, the undersigned members of the canvassing board for Rock Island County do hereby certify that on April 21, 2023 we canvassed the returns for the election held on April 4, 2023, and do proclaim that a total of 10,861 voters requested and received ballots and we do further certify that the candidates received the number of votes herein recorded.

**Regional School Board - Rock Island County**

OFFICE		PARTY	CANDIDATE NAME (Place a "X" next to the name(s) of candidate(s) elected)	TOTAL VOTES
Trustee - Unexp. 2 Year	Vote for: 1	Non-Partisan	No Candidate Filed	0
	Vote for: 1	Non-Partisan	Write-In (Angie Normoyle) <input checked="" type="checkbox"/>	191
Trustee - 6 Year	Vote for: 2	Non-Partisan	Eric Hand <input checked="" type="checkbox"/>	5380
	Vote for: 2	Non-Partisan	Mary Knox <input checked="" type="checkbox"/>	6241


We further certify that the above is a true and complete Abstract of Votes and was prepared in our presence on April 21, 2023.

  
 (Member of Canvassing Board)


\_\_\_\_\_  
 (Member of Canvassing Board)

  
 (Member of Canvassing Board)

\_\_\_\_\_  
 (Member of Canvassing Board)

  
 (Member of Canvassing Board)

\_\_\_\_\_  
 (Member of Canvassing Board)

  
 (Member of Canvassing Board)

\_\_\_\_\_  
 (Member of Canvassing Board)

NOTE: "Each Election Authority shall immediately transmit a signed copy or original duplicate of its complete Abstract of Votes to each election authority having jurisdiction over any of the territory of the respective political subdivision and to the State Board of Elections..." 10 ILCS 5/22-18.



# **Official Election Results** **Write-In Candidates For April 4, 2023**

<b>Village of Andalusia</b>	<b>Total Write-ins</b>
Larry Flaherty - Trustee	2

<b>Village of Oak Grove</b>	
Michael Nowack - President	7
Nancy Endres - Trustee	6
Robert Michael Stewart - Trustee	8

<b>Robert R. Jones Public Library District</b>	
Laina Cross-Harris - 4 Year Unexpired Trustee	14

<b>Rock Island/Milan School Board</b>	
Joshua J. Behn	198
Nicole Cisne Durbin	298
Naythan James	54
Richard L. Phillis	221

<b>Silvis School Board</b>	
Kevin M. Rossmiller	4

<b>Sherrard School Board</b>	
Veronica Harleen Rosalie Sparksman	5

<b>Rock Island County Regional Board of School</b>	
Angie Normoyle - 2 Year Unexpired Trustee	191

OFFICIAL ELECTION RESULTS  
PRECINCT BY PRECINCT  
CONSOLIDATED GENERAL ELECTION  
APRIL 4, 2023

Date:04/18/23  
Time:15:10:34  
Page:75 of 89

	REG SCH TRUST ROCK ISLAND 2 YR				
	Reg. Voters	Times Counted	Times Blank Voted	Times Over Voted	Number Of Under Votes
Jurisdiction Wide					
CORDOVA	417	97	95	0	0
COE	1303	240	233	0	0
CANOE CREEK	342	34	33	0	0
ZUMA	543	67	65	0	0
PORT BYRON	965	164	157	0	0
HAMPTON 1	1171	213	208	0	0
HAMPTON 2	874	126	123	0	0
HAMPTON 3	477	50	50	0	0
HAMPTON 4	449	35	32	0	0
HAMPTON 5	673	102	95	0	0
HAMPTON 6	614	51	48	0	0
HAMPTON 7	453	31	28	0	0
HAMPTON 8	346	32	32	0	0
HAMPTON 9	344	15	15	0	0
HAMPTON 10	821	82	79	0	0
HAMPTON 11	698	97	89	0	0
HAMPTON 12	750	80	78	0	0
HAMPTON 13	401	40	37	0	0
HAMPTON 14	991	135	126	0	0
HAMPTON 15	830	95	87	0	0
HAMPTON 16	976	81	76	0	0
HAMPTON 17	988	135	130	0	0
SO MOLINE 1	657	81	74	0	0
SO MOLINE 2	738	111	105	0	0
SO MOLINE 3	434	45	39	0	0
SO MOLINE 4	1399	187	181	0	0
SO MOLINE 5	571	52	46	0	0
SO MOLINE 6	826	103	99	0	0
SO MOLINE 7	946	92	84	0	0
SO MOLINE 8	600	69	64	0	0
SO MOLINE 9	1023	184	170	0	0
SO MOLINE 10	647	97	94	0	0
SO MOLINE 11	1038	135	131	0	0
SO MOLINE 12	479	53	50	0	0
SO MOLINE 13	1021	133	125	0	0
SO MOLINE 14	568	56	51	0	0
SO MOLINE 15	524	96	89	0	0
SO MOLINE 16	747	109	102	0	0
SO MOLINE 17	973	179	163	0	0
SO MOLINE 18	880	155	142	0	0
SO MOLINE 19	867	44	40	0	0
SO MOLINE 20	721	141	135	0	0
SO MOLINE 21	480	66	63	0	0
SO MOLINE 22	786	71	64	0	0
SO MOLINE 23	539	33	29	0	0
SO MOLINE 24	672	43	41	0	0
SO MOLINE 25	456	75	69	0	0
SO MOLINE 26	447	42	40	0	0
SO MOLINE 27	830	180	164	0	0
SO MOLINE 28	776	102	99	0	0
SO MOLINE 29	1175	163	152	0	0
MOLINE 1	540	68	64	0	0
MOLINE 2	673	55	50	0	0
MOLINE 3	881	79	75	0	0
MOLINE 4	756	110	101	0	0
MOLINE 5	696	59	58	0	0
MOLINE 6	636	24	23	0	0
MOLINE 7	560	31	25	0	0
MOLINE 8	573	47	43	0	0
MOLINE 9	697	109	101	0	0

OFFICIAL ELECTION RESULTS  
PRECINCT BY PRECINCT  
CONSOLIDATED GENERAL ELECTION  
APRIL 4, 2023

Date:04/18/23  
Time:15:10:34  
Page:76 of 89

	REG SCH TRUST ROCK ISLAND 2 YR				
	Reg. Voters	Times Counted	Times Blank Voted	Times Over Voted	Number Of Under Votes
MOLINE 10	720	37	31	0	0
MOLINE 11	760	59	55	0	0
MOLINE 12	410	10	9	0	0
MOLINE 13	651	59	56	0	0
MOLINE 14	347	20	15	0	0
MOLINE 15	592	63	59	0	0
MOLINE 16	728	83	77	0	0
MOLINE 17	586	49	42	0	0
MOLINE 18	687	74	67	0	0
MOLINE 19	405	28	28	0	0
MOLINE 20	672	92	86	0	0
BLACKHAWK 1	7	0	0	0	0
BLACKHAWK 3	107	17	17	0	0
BLACKHAWK 4	411	87	82	0	0
BLACKHAWK 5	137	5	5	0	0
COAL VALLEY 1	830	132	127	0	0
COAL VALLEY 2	649	53	50	0	0
COAL VALLEY 3	1670	260	248	0	0
RURAL	471	105	103	0	0
BOWLING 1	1449	319	306	0	0
BOWLING 2	971	152	148	0	0
EDGINGTON 1	558	176	174	0	0
EDGINGTON 2	446	135	131	0	0
ANDALUSIA	1730	486	468	0	0
BUFFALO PRAIRIE	577	133	128	0	0
DRURY	478	113	111	0	0
Total	60307	8228	7784	0	0

RUN DATE:04/19/23 02:25 PM

REPORT-EL45A PAGE 006

	TOTAL VOTES	%	ELECTION DAY	EV/VBM	VOTE CENTER
CARL SANDBURG CCD 518 TRUSTEES					
VOTE FOR 3					
JOSH D. GIBB . . . . .	86	25.37	68	18	0
WILLIAM C. ROBINSON . . . . .	52	15.34	40	12	0
RODNEY P. GRIMES . . . . .	35	10.32	26	9	0
GAYLA J. PACHECO . . . . .	72	21.24	55	17	0
MICHAEL MARTINEZ . . . . .	30	8.85	26	4	0
GAYLE KEISER . . . . .	64	18.88	49	15	0
REG.SCH.TRUSTEES-BHS					
VOTE FOR 2					
REBEKAH ROOT . . . . .	0		0	0	0
ROBERT A. BAKER . . . . .	0		0	0	0
REG.SCH.TRUSTEES-ROCK ISLAND-6YR					
VOTE FOR 2					
ERIC HAND . . . . .	503	48.37	348	155	0
MARY KNOX . . . . .	537	51.63	359	177	1
REG.SCH.TRUSTEES-ROCK ISLAND-UNEX.2YR					
VOTE FOR 1					
NO CANDIDATE FILED . . . . .	0		0	0	0
REG.SCH.TRUSTEES-HKMW-6YR					
VOTE FOR 3					
DEBRA S. DECRANE . . . . .	753	34.65	540	210	3
RICHARD WINBIGLER. . . . .	724	33.32	538	184	2
G. CHARLES PEIRCE. . . . .	696	32.03	513	180	3
REG.SCH.TRUSTEES-HKMW-UNEX.2YR					
VOTE FOR 1					
NO CANDIDATE FILED . . . . .	0		0	0	0
SEATON COMM. FPD TRUSTEE-6YR					
VOTE FOR 1					
RONALD GRAY. . . . .	83	100.00	65	18	0
SEATON COMM. FPD TRUSTEE-UNEX.2YR					
VOTE FOR 1					
JEFFREY SIMPSON . . . . .	76	100.00	60	16	0
ELIZA TWP.LAND COMMISSIONER					
VOTE FOR 2					
RICHARD SEDAM . . . . .	43	45.74	29	14	0
CHRISTOPHER R. BIERI. . . . .	51	54.26	36	15	0

OFFICIAL ELECTION RESULTS  
PRECINCT BY PRECINCT  
CONSOLIDATED GENERAL ELECTION  
APRIL 4, 2023

Date:04/18/23  
Time:15:10:34  
Page:77 of 89

REG SCH TRUST ROCK ISLAND									
	Reg. Voters	Times Counted	Times Blank Voted	Times Over Voted	Number Of Under Votes	ERIC HAND		MARY KNOX	
Jurisdiction Wide									
CORDOVA	417	97	40	0	20	43	45.74%	51	54.26%
COE	1303	240	84	0	47	132	49.81%	133	50.19%
CANOE CREEK	342	34	8	0	12	21	52.50%	19	47.50%
ZUMA	543	67	14	0	11	48	50.53%	47	49.47%
PORT BYRON	965	164	43	0	28	101	47.20%	113	52.80%
HAMPTON 1	1171	213	47	0	58	138	50.36%	136	49.64%
HAMPTON 2	874	126	28	0	23	83	47.98%	90	52.02%
HAMPTON 3	477	50	8	0	24	26	43.33%	34	56.67%
HAMPTON 4	449	35	3	0	16	24	50.00%	24	50.00%
HAMPTON 5	673	102	13	0	22	73	46.79%	83	53.21%
HAMPTON 6	614	51	7	0	14	33	44.59%	41	55.41%
HAMPTON 7	453	31	1	0	9	25	49.02%	26	50.98%
HAMPTON 8	346	32	2	0	10	26	52.00%	24	48.00%
HAMPTON 9	344	15	1	0	6	10	45.45%	12	54.55%
HAMPTON 10	821	82	18	0	12	58	50.00%	58	50.00%
HAMPTON 11	698	97	13	0	39	59	45.74%	70	54.26%
HAMPTON 12	750	80	12	0	17	53	44.54%	66	55.46%
HAMPTON 13	401	40	7	0	20	15	32.61%	31	67.39%
HAMPTON 14	991	135	22	0	35	89	46.60%	102	53.40%
HAMPTON 15	830	95	17	0	31	60	48.00%	65	52.00%
HAMPTON 16	976	81	11	0	21	55	46.22%	64	53.78%
HAMPTON 17	988	135	30	0	25	87	47.03%	98	52.97%
SO MOLINE 1	657	81	8	0	33	54	47.79%	59	52.21%
SO MOLINE 2	738	111	34	0	33	56	46.28%	65	53.72%
SO MOLINE 3	434	45	7	0	10	28	42.42%	38	57.58%
SO MOLINE 4	1399	187	39	0	58	111	46.64%	127	53.36%
SO MOLINE 5	571	52	6	0	11	37	45.68%	44	54.32%
SO MOLINE 6	826	103	25	0	28	59	46.09%	69	53.91%
SO MOLINE 7	946	92	22	0	21	52	43.70%	67	56.30%
SO MOLINE 8	600	69	10	0	15	49	47.57%	54	52.43%
SO MOLINE 9	1023	184	39	0	35	118	46.27%	137	53.73%
SO MOLINE 10	647	97	19	0	39	50	42.74%	67	57.26%
SO MOLINE 11	1038	135	31	0	44	74	45.12%	90	54.88%
SO MOLINE 12	479	53	5	0	15	41	50.62%	40	49.38%
SO MOLINE 13	1021	133	25	0	27	90	47.62%	99	52.38%
SO MOLINE 14	568	56	10	0	9	40	48.19%	43	51.81%
SO MOLINE 15	524	96	19	0	20	64	47.76%	70	52.24%
SO MOLINE 16	747	109	13	0	25	82	49.10%	85	50.90%
SO MOLINE 17	973	179	28	0	55	111	44.94%	136	55.06%
SO MOLINE 18	880	155	31	0	31	106	48.85%	111	51.15%
SO MOLINE 19	867	44	7	0	7	32	47.76%	35	52.24%
SO MOLINE 20	721	141	23	0	46	91	47.89%	99	52.11%
SO MOLINE 21	480	66	15	0	25	36	46.75%	41	53.25%
SO MOLINE 22	786	71	10	0	23	47	47.47%	52	52.53%
SO MOLINE 23	539	33	2	0	17	18	40.00%	27	60.00%
SO MOLINE 24	672	43	3	0	8	36	50.00%	36	50.00%
SO MOLINE 25	456	75	20	0	24	40	46.51%	46	53.49%
SO MOLINE 26	447	42	9	0	7	26	44.07%	33	55.93%
SO MOLINE 27	830	180	31	0	57	111	46.06%	130	53.94%
SO MOLINE 28	776	102	27	0	23	61	48.03%	66	51.97%
SO MOLINE 29	1175	163	31	0	54	103	49.05%	107	50.95%
MOLINE 1	540	68	8	0	12	51	47.22%	57	52.78%
MOLINE 2	673	55	13	0	8	37	48.68%	39	51.32%
MOLINE 3	881	79	11	0	26	51	46.36%	59	53.64%
MOLINE 4	756	110	17	0	22	79	48.17%	85	51.83%
MOLINE 5	696	59	14	0	8	40	48.78%	42	51.22%
MOLINE 6	636	24	7	0	8	13	50.00%	13	50.00%
MOLINE 7	560	31	3	0	7	26	53.06%	23	46.94%
MOLINE 8	573	47	7	0	18	27	43.55%	35	56.45%
MOLINE 9	697	109	33	0	23	58	44.96%	71	55.04%

OFFICIAL ELECTION RESULTS  
PRECINCT BY PRECINCT  
CONSOLIDATED GENERAL ELECTION  
APRIL 4, 2023

Date:04/18/23  
Time:15:10:34  
Page:78 of 89

REG SCH TRUST ROCK ISLAND										
	Reg. Voters	Times Counted	Times Blank Voted	Times Over Voted	Number Of Under Votes	ERIC HAND			MARY KNOX	
MOLINE 10	720	37	7	0	13	23	48.94%		24	51.06%
MOLINE 11	760	59	7	0	15	48	53.93%		41	46.07%
MOLINE 12	410	10	1	0	3	8	53.33%		7	46.67%
MOLINE 13	651	59	8	0	16	39	45.35%		47	54.65%
MOLINE 14	347	20	3	0	4	15	50.00%		15	50.00%
MOLINE 15	592	63	11	0	23	35	43.21%		46	56.79%
MOLINE 16	728	83	11	0	20	60	48.39%		64	51.61%
MOLINE 17	586	49	13	0	13	27	45.76%		32	54.24%
MOLINE 18	687	74	15	0	22	47	48.96%		49	51.04%
MOLINE 19	405	28	3	0	11	16	41.03%		23	58.97%
MOLINE 20	672	92	19	0	18	64	50.00%		64	50.00%
BLACKHAWK 1	7	0	0	0	0	0	-		0	-
BLACKHAWK 3	107	17	2	0	3	13	48.15%		14	51.85%
BLACKHAWK 4	411	87	16	0	35	43	40.19%		64	59.81%
BLACKHAWK 5	137	5	0	0	2	4	50.00%		4	50.00%
COAL VALLEY 1	830	132	32	0	25	87	49.71%		88	50.29%
COAL VALLEY 2	649	53	9	0	13	38	50.67%		37	49.33%
COAL VALLEY 3	1670	260	71	0	62	156	49.37%		160	50.63%
RURAL	471	105	35	0	17	58	47.15%		65	52.85%
BOWLING 1	1449	319	91	0	113	138	40.23%		205	59.77%
BOWLING 2	971	152	29	0	45	96	47.76%		105	52.24%
EDGINGTON 1	558	176	40	0	90	59	32.42%		123	67.58%
EDGINGTON 2	446	135	19	0	78	42	27.27%		112	72.73%
ANDALUSIA	1730	486	129	0	213	207	41.32%		294	58.68%
BUFFALO PRAIRIE	577	133	52	0	50	46	41.07%		66	58.93%
DRURY	478	113	31	0	49	44	38.26%		71	61.74%
Total	60307	8228	1745	0	2385	4877	46.09%		5704	53.91%

RUN DATE:04/19/23 02:25 PM

REPORT-EL45A PAGE 006

	TOTAL VOTES	%	ELECTION DAY	EV/VBM	VOTE CENTER
CARL SANDBURG CCD 518 TRUSTEES					
VOTE FOR 3					
JOSH D. GIBB . . . . .	86	25.37	68	18	0
WILLIAM C. ROBINSON . . . . .	52	15.34	40	12	0
RODNEY P. GRIMES . . . . .	35	10.32	26	9	0
GAYLA J. PACHECO . . . . .	72	21.24	55	17	0
MICHAEL MARTINEZ . . . . .	30	8.85	26	4	0
GAYLE KEISER . . . . .	64	18.88	49	15	0
REG.SCH.TRUSTEES-BHS					
VOTE FOR 2					
REBEKAH ROOT . . . . .	0		0	0	0
ROBERT A. BAKER . . . . .	0		0	0	0
REG.SCH.TRUSTEES-ROCK ISLAND-6YR					
VOTE FOR 2					
ERIC HAND . . . . .	503	48.37	348	155	0
MARY KNOX . . . . .	537	51.63	359	177	1
REG.SCH.TRUSTEES-ROCK ISLAND-UNEX.2YR					
VOTE FOR 1					
NO CANDIDATE FILED . . . . .	0		0	0	0
REG.SCH.TRUSTEES-HKMW-6YR					
VOTE FOR 3					
DEBRA S. DECRANE . . . . .	753	34.65	540	210	3
RICHARD WINBIGLER. . . . .	724	33.32	538	184	2
G. CHARLES PEIRCE. . . . .	696	32.03	513	180	3
REG.SCH.TRUSTEES-HKMW-UNEX.2YR					
VOTE FOR 1					
NO CANDIDATE FILED . . . . .	0		0	0	0
SEATON COMM. FPD TRUSTEE-6YR					
VOTE FOR 1					
RONALD GRAY. . . . .	83	100.00	65	18	0
SEATON COMM. FPD TRUSTEE-UNEX.2YR					
VOTE FOR 1					
JEFFREY SIMPSON . . . . .	76	100.00	60	16	0
ELIZA TWP.LAND COMMISSIONER					
VOTE FOR 2					
RICHARD SEDAM . . . . .	43	45.74	29	14	0
CHRISTOPHER R. BIERI. . . . .	51	54.26	36	15	0

# ABSTRACT OF VOTES

COUNTY OF ROCK ISLAND


STATE OF ILLINOIS


We, the undersigned members of the canvassing board for Rock Island County do hereby certify that on April 21, 2023 we canvassed the returns for the election held on April 4, 2023, and do proclaim that a total of 10,861 voters requested and received ballots and we do further certify that the candidates received the number of votes herein recorded.


## Carbon Cliff/Barstow Fire Protection District


OFFICE	PARTY	CANDIDATE NAME	(Place a "X" next to the name(s) of candidate(s) elected)	TOTAL VOTES
Trustee - 6 Year	Vote for: 1 Non-Partisan	No Candidate Filed		0

We further certify that the above is a true and complete Abstract of Votes and was prepared in our presence on April 21, 2023.

  
 \_\_\_\_\_  
 (Member of Canvassing Board)

  
 \_\_\_\_\_  
 (Member of Canvassing Board)

  
 \_\_\_\_\_  
 (Member of Canvassing Board)

  
 \_\_\_\_\_  
 (Member of Canvassing Board)

\_\_\_\_\_  
 (Member of Canvassing Board)

\_\_\_\_\_  
 (Member of Canvassing Board)

\_\_\_\_\_  
 (Member of Canvassing Board)

\_\_\_\_\_  
 (Member of Canvassing Board)

NOTE: "Each Election Authority shall immediately transmit a signed copy or original duplicate of its complete Abstract of Votes to each election authority having jurisdiction over any of the territory of the respective political subdivision and to the State Board of Elections..." 10 ILCS 5/22-18.



**ABSTRACT OF VOTES**

COUNTY OF ROCK ISLAND


STATE OF ILLINOIS


We, the undersigned members of the canvassing board for Rock Island County do hereby certify that on April 21, 2023 we canvassed the returns for the election held on April 4, 2023, and do proclaim that a total of 10,861 voters requested and received ballots and we do further certify that the candidates received the number of votes herein recorded.


**Coal Valley Fire Protection District**


OFFICE	PARTY	CANDIDATE NAME	(Place a "X" next to the name(s) of candidate(s) elected)	TOTAL VOTES
Trustee - 6 Year	Vote for: 1	Non-Partisan	Gerry Stahr <input checked="" type="checkbox"/>	381

We further certify that the above is a true and complete Abstract of Votes and was prepared in our presence on April 21, 2023.

  
 \_\_\_\_\_  
 (Member of Canvassing Board)

  
 \_\_\_\_\_  
 (Member of Canvassing Board)

  
 \_\_\_\_\_  
 (Member of Canvassing Board)

  
 \_\_\_\_\_  
 (Member of Canvassing Board)

\_\_\_\_\_  
 (Member of Canvassing Board)

\_\_\_\_\_  
 (Member of Canvassing Board)

\_\_\_\_\_  
 (Member of Canvassing Board)

\_\_\_\_\_  
 (Member of Canvassing Board)

NOTE: "Each Election Authority shall immediately transmit a signed copy or original duplicate of its complete Abstract of Votes to each election authority having jurisdiction over any of the territory of the respective political subdivision and to the State Board of Elections..." 10 ILCS 5/22-18.

OFFICIAL ELECTION RESULTS  
PRECINCT BY PRECINCT  
CONSOLIDATED GENERAL ELECTION  
APRIL 4, 2023

Date:04/18/23  
Time:15:10:34  
Page:80 of 89

	COAL VALLEY FIRE TRUSTEE					
	Reg. Voters	Times Counted	Times Blank Voted	Times Over Voted	Number Of Under Votes	GERRY STAHR
Jurisdiction Wide						
BLACKHAWK 3	1	0	0	0	0	0
COAL VALLEY 1	822	131	28	0	0	103 100.00%
COAL VALLEY 2	645	53	10	0	0	43 100.00%
COAL VALLEY 3	1661	260	63	0	0	197 100.00%
RURAL	44	5	1	0	0	4 100.00%
Total	3173	449	102	0	0	347 100.00%

JURISDICTIONAL CANVASS

RUN DATE:04/18/23 02:06 PM

COAL VALLEY FIRE PROTECTI  
APRIL 4, 2023  
HENRY COUNTY, ILLINOIS

OFFICIAL RESULTS

REPORT-EL86

PAGE 001

	VOTES	PERCENT		VOTES	PERCENT
01 = BALLOTS CAST	46		COAL VALLEY FIRE PROTECTION		
TRUSTEE COAL VALLEY FIRE PROTECTION DISTRICT			COAL VALLEY FIRE PROTECTION		
(VOTE FOR) 1			(VOTE FOR) 1		
02 = GERRY STAHR	34	100.00	05 = YES	21	48.84
COAL VALLEY FIRE PROTECTION DISTRICT			06 = NO	22	51.16
COAL VALLEY FIRE PROTECTION DISTRICT					
(VOTE FOR) 1					
03 = YES	18	41.86			
04 = NO	25	58.14			

0006 COLONA 1

01	02	03	04	05	06
46	34	18	25	21	22

**ABSTRACT OF VOTES**

COUNTY OF ROCK ISLAND


STATE OF ILLINOIS

We, the undersigned members of the canvassing board for Rock Island County do hereby certify that on April 21, 2023 we canvassed the returns for the election held on April 4, 2023, and do proclaim that a total of 10,861 voters requested and received ballots and we do further certify that the candidates received the number of votes herein recorded.

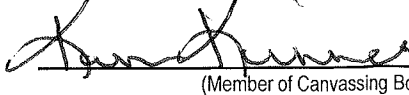
**Cordova Fire Protection District**

OFFICE		PARTY	CANDIDATE NAME (Place a "X" next to the name(s) of candidate(s) elected)	TOTAL VOTES
Trustee - Unexp. 2 Year	Vote for: 1	Non-Partisan	No Candidate Filed	0
Trustee - 6 Year	Vote for: 2	Non-Partisan	Connie A. Stratton X	129
	Vote for: 2	Non-Partisan	Brenda Wilkey X	98


We further certify that the above is a true and complete Abstract of Votes and was prepared in our presence on April 21, 2023.

  
 (Member of Canvassing Board)


\_\_\_\_\_  
 (Member of Canvassing Board)

  
 (Member of Canvassing Board)

\_\_\_\_\_  
 (Member of Canvassing Board)

  
 (Member of Canvassing Board)

\_\_\_\_\_  
 (Member of Canvassing Board)

  
 (Member of Canvassing Board)

\_\_\_\_\_  
 (Member of Canvassing Board)

NOTE: "Each Election Authority shall immediately transmit a signed copy or original duplicate of its complete Abstract of Votes to each election authority having jurisdiction over any of the territory of the respective political subdivision and to the State Board of Elections..." 10 ILCS 5/22-18.

OFFICIAL ELECTION RESULTS  
PRECINCT BY PRECINCT  
CONSOLIDATED GENERAL ELECTION  
APRIL 4, 2023

Date:04/18/23  
Time:15:10:34  
Page:81 of 89

CORDOVA FIRE									
	Reg. Voters	Times Counted	Times Blank Voted	Times Over Voted	Number Of Under Votes	CONNIE A. STRATTON		BRENDA WILKEY	
Jurisdiction Wide									
CORDOVA	629	131	15	0	40	109	56.77%	83	43.23%
COE	76	17	6	0	5	9	52.94%	8	47.06%
PORT BYRON	98	20	7	0	8	11	61.11%	7	38.89%
Total	803	168	28	0	53	129	56.83%	98	43.17%

**ABSTRACT OF VOTES**

COUNTY OF ROCK ISLAND


STATE OF ILLINOIS


We, the undersigned members of the canvassing board for Rock Island County do hereby certify that on April 21, 2023, we canvassed the returns of an election held on April 4, 2023, and do proclaim that a total of 10,861 voters requested and received ballots and we do further certify that the Question of Public Policy on the attached list did receive the number of votes herein recorded.


**VILLAGE OF RAPIDS CITY  
PROPOSITION****SHALL VIDEO GAMING BE ALLOWED IN THE VILLAGE OF RAPIDS CITY?**


YES	76 <sup>4</sup>
NO	68

We further certify that the above is a true and complete Abstract of Votes and was prepared in our presence on April 21, 2023.

  
(Members of Canvassing Board)

  
(Members of Canvassing Board)

  
(Members of Canvassing Board)

  
(Members of Canvassing Board)

NOTE: "Each Election Authority shall immediately transmit a signed copy or original duplicate of its complete Abstract of Votes to each election authority having jurisdiction over any of the territory of the respective political subdivision and to the State Board of Elections..." 10 ILCS 5/22-18.

OFFICIAL ELECTION RESULTS  
PRECINCT BY PRECINCT  
CONSOLIDATED GENERAL ELECTION  
APRIL 4, 2023

Date:04/18/23  
Time:15:10:34  
Page:82 of 89

VILLAGE OF RAIDS CITY PROP									
	Reg. Voters	Times Counted	Times Blank Voted	Times Over Voted	Number Of Under Votes	YES		NO	
Jurisdiction Wide									
PORT BYRON	8	0	0	0	0	0	-	0	-
HAMPTON 1	668	145	1	0	0	76	52.78%	68	47.22%
Total	676	145	1	0	0	76	52.78%	68	47.22%

**ABSTRACT OF VOTES**

COUNTY OF ROCK ISLAND

STATE OF ILLINOIS


We, the undersigned members of the canvassing board for Rock Island County do hereby certify that on April 21, 2023, we canvassed the returns of an election held on April 4, 2023, and do proclaim that a total of 10,861 voters requested and received ballots and we do further certify that the Question of Public Policy on the attached list did receive the number of votes herein recorded.


**BUFFALO PRAIRIE FIRE PROTECTION DISTRICT  
PROPOSITION #1**


**SHALL THE MAXIMUM ALLOWABLE TAX RATE FOR THE BUFFALO PRAIRIE COMMUNITY FIRE PROTECTION DISTRICT OF MERCER AND ROCK ISLAND COUNTIES, ILLINOIS BE INCREASED FROM 0.30% TO 0.40% OF THE VALUE OF ALL TAXABLE PROPERTY WITHIN THE DISTRICT AS EQUALIZED OR ASSESSED BY THE DEPARTMENT OF REVENUE?**

YES	100 <del>0</del>
NO	91

We further certify that the above is a true and complete Abstract of Votes and was prepared in our presence on April 21, 2023.

  
(Members of Canvassing Board)

  
(Members of Canvassing Board)

  
(Members of Canvassing Board)

  
(Members of Canvassing Board)

NOTE: "Each Election Authority shall immediately transmit a signed copy or original duplicate of its complete Abstract of Votes to each election authority having jurisdiction over any of the territory of the respective political subdivision and to the State Board of Elections..." 10 ILCS 5/22-18.



OFFICIAL ELECTION RESULTS  
PRECINCT BY PRECINCT  
CONSOLIDATED GENERAL ELECTION  
APRIL 4, 2023

Date:04/18/23  
Time:15:10:34  
Page:84 of 89

BUFFALO PRAIRIE FIRE PROP 1									
	Reg. Voters	Times Counted	Times Blank Voted	Times Over Voted	Number Of Under Votes	YES		NO	
Jurisdiction Wide									
BUFFALO PRAIRIE	323	75	4	0	0	35	49.30%	36	50.70%
DRURY	538	123	3	0	0	65	54.17%	55	45.83%
Total	861	198	7	0	0	100	52.36%	91	47.64%

**ABSTRACT OF VOTES**

COUNTY OF ROCK ISLAND

STATE OF ILLINOIS


We, the undersigned members of the canvassing board for Rock Island County do hereby certify that on April 21, 2023, we canvassed the returns of an election held on April 4, 2023, and do proclaim that a total of 10,861 voters requested and received ballots and we do further certify that the Question of Public Policy on the attached list did receive the number of votes herein recorded.


**BUFFALO PRAIRIE FIRE PROTECTION DISTRICT  
PROPOSITION #2**


**SHALL THE BUFFALO PRAIRIE COMMUNITY FIRE PROTECTION DISTRICT OF MERCER AND ROCK ISLAND COUNTIES, ILLINOIS LEVY A SPECIAL TAX AT A RATE NOT TO EXCEED .40% OF THE VALUE OF ALL TAXABLE PROPERTY WITHIN THE DISTRICT AS EQUALIZED BY THE DEPARTMENT OF REVENUE FOR THE PURPOSE OF PROVIDING AN AMBULANCE SERVICE?**

YES	114 <sup>4</sup>
NO	75

We further certify that the above is a true and complete Abstract of Votes and was prepared in our presence on April 21, 2023.

  
(Members of Canvassing Board)

  
(Members of Canvassing Board)

  
(Members of Canvassing Board)

  
(Members of Canvassing Board)

NOTE: "Each Election Authority shall immediately transmit a signed copy or original duplicate of its complete Abstract of Votes to each election authority having jurisdiction over any of the territory of the respective political subdivision and to the State Board of Elections..." 10 ILCS 5/22-18.

OFFICIAL ELECTION RESULTS  
PRECINCT BY PRECINCT  
CONSOLIDATED GENERAL ELECTION  
APRIL 4, 2023

Date:04/18/23  
Time:15:10:34  
Page:85 of 89

BUFFALO PRAIRE FIRE PROP 2										
	Reg. Voters	Times Counted	Times Blank Voted	Times Over Voted	Number Of Under Votes	YES		NO		
Jurisdiction Wide										
BUFFALO PRAIRIE	323	75	5	0	0	44	62.86%	26	37.14%	
DRURY	538	123	4	0	0	70	58.82%	49	41.18%	
Total	861	198	9	0	0	114	60.32%	75	39.68%	

# ABSTRACT OF VOTES

COUNTY OF ROCK ISLAND

STATE OF ILLINOIS


We, the undersigned members of the canvassing board for Rock Island County do hereby certify that on April 21, 2023, we canvassed the returns of an election held on April 4, 2023, and do proclaim that a total of 10,861 voters requested and received ballots and we do further certify that the Question of Public Policy on the attached list did receive the number of votes herein recorded.


## COAL VALLEY FIRE PROTECTION DISTRICT PROPOSITION #1


SHALL THE MAXIMUM ALLOWABLE RATE FOR THE COAL VALLEY FIRE PROTECTION DISTRICT BE INCREASED FROM 0.30% TO 0.40% OF THE VALUE OF ALL TAXABLE PROPERTY WITHIN THE DISTRICT AS EQUALIZED OR ASSESSED BY THE DEPARTMENT OF REVENUE?


YES	200
NO	282 <del>X</del>

We further certify that the above is a true and complete Abstract of Votes and was prepared in our presence on April 21, 2023.

  
(Members of Canvassing Board)

  
(Members of Canvassing Board)

  
(Members of Canvassing Board)

  
(Members of Canvassing Board)

NOTE: "Each Election Authority shall immediately transmit a signed copy or original duplicate of its complete Abstract of Votes to each election authority having jurisdiction over any of the territory of the respective political subdivision and to the State Board of Elections..." 10 ILCS 5/22-18.

OFFICIAL ELECTION RESULTS  
PRECINCT BY PRECINCT  
CONSOLIDATED GENERAL ELECTION  
APRIL 4, 2023

Date:04/18/23  
Time:15:10:34  
Page:86 of 89

COAL VALLEY FIRE PROP 1									
	Reg. Voters	Times Counted	Times Blank Voted	Times Over Voted	Number Of Under Votes	YES		NO	
Jurisdiction Wide									
BLACKHAWK 3	1	0	0	0	0	0	-	0	-
COAL VALLEY 1	822	131	1	0	0	51	39.23%	79	60.77%
COAL VALLEY 2	645	53	1	0	0	21	40.38%	31	59.62%
COAL VALLEY 3	1661	260	8	0	0	107	42.46%	145	57.54%
RURAL	44	5	0	0	0	3	60.00%	2	40.00%
Total	3173	449	10	0	0	182	41.46%	257	58.54%

JURISDICTIONAL CANVASS  
RUN DATE:04/18/23 02:06 PM

COAL VALLEY FIRE PROTECTI  
APRIL 4, 2023  
HENRY COUNTY, ILLINOIS

OFFICIAL RESULTS  
REPORT-EL86 PAGE 001

	VOTES	PERCENT		VOTES	PERCENT
01 = BALLOTS CAST	46		COAL VALLEY FIRE PROTECTION		
TRUSTEE COAL VALLEY FIRE PROTECTION DISTRICT			COAL VALLEY FIRE PROTECTION		
(VOTE FOR) 1			(VOTE FOR) 1		
02 = GERRY STAHR	34	100.00	05 = YES	21	48.84
COAL VALLEY FIRE PROTECTION DISTRICT			06 = NO	22	51.16
COAL VALLEY FIRE PROTECTION DISTRICT					
(VOTE FOR) 1					
03 = YES	18	41.86			
04 = NO	25	58.14			

	01	02	03	04	05	06
0006 COLONA 1	46	34	18	25	21	22

**ABSTRACT OF VOTES**

COUNTY OF ROCK ISLAND

STATE OF ILLINOIS


We, the undersigned members of the canvassing board for Rock Island County do hereby certify that on April 21, 2023, we canvassed the returns of an election held on April 4, 2023, and do proclaim that a total of 10,861 voters requested and received ballots and we do further certify that the Question of Public Policy on the attached list did receive the number of votes herein recorded.


**COAL VALLEY FIRE PROTECTION DISTRICT  
PROPOSITION #2**


**SHALL THE RATE OF THE SPECIAL TAX LEVIED BY THE COAL VALLEY FIRE PROTECTION DISTRICT FOR THE PURPOSE OF PROVIDING FUNDS TO PAY THE COSTS OF EMERGENCY AND RESCUE CREWS AND EQUIPMENT BE INCREASED TO NO MORE THAN .10% OF THE VALUE OF ALL TAXABLE PROPERTY WITHIN THE DISTRICT AS EQUALIZED OR ASSESSED BY THE DEPARTMENT OF REVENUE?**


YES	238
NO	242 <input checked="" type="checkbox"/>

We further certify that the above is a true and complete Abstract of Votes and was prepared in our presence on April 21, 2023.

  
(Members of Canvassing Board)

  
(Members of Canvassing Board)

  
(Members of Canvassing Board)

  
(Members of Canvassing Board)

NOTE: "Each Election Authority shall immediately transmit a signed copy or original duplicate of its complete Abstract of Votes to each election authority having jurisdiction over any of the territory of the respective political subdivision and to the State Board of Elections..." 10 ILCS 5/22-18.

OFFICIAL ELECTION RESULTS  
PRECINCT BY PRECINCT  
CONSOLIDATED GENERAL ELECTION  
APRIL 4, 2023

Date:04/18/23  
Time:15:10:34  
Page:87 of 89

COAL VALLEY FIRE PROP 2										
	Reg. Voters	Times Counted	Times Blank Voted	Times Over Voted	Number Of Under Votes	YES		NO		
Jurisdiction Wide										
BLACKHAWK 3	1	0	0	0	0	0	-	0	-	-
COAL VALLEY 1	822	131	1	0	0	56	43.08%	74	56.92%	
COAL VALLEY 2	645	53	2	0	0	24	47.06%	27	52.94%	
COAL VALLEY 3	1661	260	9	0	0	133	52.99%	118	47.01%	
RURAL	44	5	0	0	0	4	80.00%	1	20.00%	
Total	3173	449	12	0	0	217	49.66%	220	50.34%	



JURISDICTIONAL CANVASS

RUN DATE:04/18/23 02:06 PM

COAL VALLEY FIRE PROTECTI  
APRIL 4, 2023  
HENRY COUNTY, ILLINOIS

OFFICIAL RESULTS

REPORT-EL86 PAGE 001

	VOTES	PERCENT		VOTES	PERCENT
01 = BALLOTS CAST			COAL VALLEY FIRE PROTECTION		
TRUSTEE COAL VALLEY FIRE PROTECTION DISTRICT	46		COAL VALLEY FIRE PROTECTION		
(VOTE FOR) 1			(VOTE FOR) 1		
02 = GERRY STAHR	34	100.00	05 = YES	21	48.84
COAL VALLEY FIRE PROTECTION DISTRICT			06 = NO	22	51.16
COAL VALLEY FIRE PROTECTION DISTRICT					
(VOTE FOR) 1					
03 = YES	18	41.86			
04 = NO	25	58.14			

0006 COLONA 1

01	02	03	04	05	06
46	34	18	25	21	22

# ABSTRACT OF VOTES

COUNTY OF ROCK ISLAND

STATE OF ILLINOIS


We, the undersigned members of the canvassing board for Rock Island County do hereby certify that on April 21, 2023, we canvassed the returns of an election held on April 4, 2023, and do proclaim that a total of 10,861 voters requested and received ballots and we do further certify that the Question of Public Policy on the attached list did receive the number of votes herein recorded.


## REYNOLDS FIRE PROTECTION DISTRICT PROPOSITION


SHALL THE REYNOLDS FIRE PROTECTION DISTRICT OF MERCER AND ROCK ISLAND COUNTIES, ILLINOIS LEVY A SPECIAL TAX AT A RATE NOT TO EXCEED A .40% OF THE VALUE OF ALL TAXABLE PROPERTY WITHIN THE DISTRICT AS EQUALIZED BY THE DEPARTMENT OF REVENUE FOR THE PURPOSE OF PROVIDING AN AMBULANCE SERVICE?


YES	243 <del>4</del>
NO	94

We further certify that the above is a true and complete Abstract of Votes and was prepared in our presence on April 21, 2023.

  
(Members of Canvassing Board)

  
(Members of Canvassing Board)

  
(Members of Canvassing Board)

  
(Members of Canvassing Board)

NOTE: "Each Election Authority shall immediately transmit a signed copy or original duplicate of its complete Abstract of Votes to each election authority having jurisdiction over any of the territory of the respective political subdivision and to the State Board of Elections..." 10 ILCS 5/22-18.

OFFICIAL ELECTION RESULTS  
PRECINCT BY PRECINCT  
CONSOLIDATED GENERAL ELECTION  
APRIL 4, 2023

Date:04/18/23  
Time:15:10:34  
Page:88 of 89


REYNOLDS FIRE PROP										
	Reg. Voters	Times Counted	Times Blank Voted	Times Over Voted	Number Of Under Votes	YES		NO		
Jurisdiction Wide										
BOWLING 1	472	113	4	0	0	70	64.22%	39	35.78%	
EDGINGTON 1	71	34	1	0	0	19	57.58%	14	42.42%	
EDGINGTON 2	439	132	5	0	0	99	77.95%	28	22.05%	
Total	982	279	10	0	0	188	69.89%	81	30.11%	

	TOTAL VOTES	%	ELECTION DAY	EV/VBM	VOTE CENTER
SHERRARD LIBRARY QUESTION					
VOTE FOR 1					
YES . . . . .	275	50.00	197	78	0
NO. . . . .	275	50.00	213	62	0
BUFFALO PRAIRIE FPD AMBULANCE SERVICE					
VOTE FOR 1					
YES . . . . .	20	64.52	14	6	0
NO. . . . .	11	35.48	7	4	0
BUFFALO PRAIRIE FPD MAX TAX RATE					
VOTE FOR 1					
YES . . . . .	17	54.84	12	5	0
NO. . . . .	14	45.16	9	5	0
REYNOLDS FPD QUESTION					
VOTE FOR 1					
YES . . . . .	55	80.88	39	16	0
NO. . . . .	13	19.12	9	4	0


OFFICIAL ELECTION RESULTS  
PRECINCT BY PRECINCT  
CONSOLIDATED GENERAL ELECTION  
APRIL 4, 2023


Date:04/18/23  
Time:15:10:34  
Page:89 of 89

WE FURTHER CERTIFY THAT THE ABOVE IS A TRUE AND COMPLETE ABSTRACT OF VOTES AND WAS PREPARED IN OUR PRESENCE  
ON APRIL 21, 2023.

  
(MEMBERS OF THE CANVASSING BOARD)

  
(MEMBERS OF THE CANVASSING BOARD)

  
(MEMBERS OF THE CANVASSING BOARD)

  
(MEMBERS OF THE CANVASSING BOARD)